

INTO DESIGN

CATALOGO CATALOGUE



Indice

Index



INTRODUZIONE - *Introduction*

28

REGUITTI

MANIGLIE - <i>Handles</i>	42
MANIGLIONI - <i>Pull Handles</i>	184
BATTENTI - <i>Door Knockers</i>	212
POMOLI - <i>Knobs</i>	220
SCORREVOLI - <i>Sliding Doors</i>	244
ALZANTI - <i>Lift and slide</i>	292
SICUREZZA - <i>Security</i>	316
COMPLEMENTI - <i>Complements</i>	328

REGUITTIinox

MANIGLIE - <i>Handles</i>	364
MANIGLIONI - <i>Pull Handles</i>	446
POMOLI - <i>Knobs</i>	558
SCORREVOLI - <i>Sliding Doors</i>	568
ALZANTI - <i>Lift and slide</i>	572
COMPLEMENTI - <i>Complements</i>	580
ACCESSORI - <i>Accessories</i>	603

ESPOSITORI - *Displays* 610

FINITURE - *Finishes* 622

Indice

Index

Maniglie linea minimal - Minimal line handles

REGUETTI



B-Arte
426MR124 p. 44



Elegance
005MR022 p. 46



Ixia
J40MR022 p. 48



Obliq
700MR700 p. 50




One
10NMR10N p. 52



Q-10
119MR022 p. 54



Q-Arte
124MR124 p. 56



Q-Insert
425MR124 p. 58



Spring
141MR022 p. 60



Wonder
113MR113 p. 62

Maniglie linea minimal - Minimal line handles

REGUETTIinox



Atene
Q04MR022 p. 368



Genève
Q03MRQ22 p. 370



Kyoto
Q18MRQ22 p. 372



One
10NMR10N p. 374



Phoenix
Q01MRQ22 p. 376



Seattle
Q16MRQ22 p. 378



Toledo
L14MR022 p. 380

Maniglie linea quadra - Square line handles

REGUITTI



Apri
121MRQ86 p. 66



B-Arte
426MRQ86 p. 68



B-Mini
143MRQ86 p. 70



Golf
J15MRQ86 p. 72



Ixia
J40MRQ86 p. 74



Kora
720MRQ86 p. 76



Laser
130MRQ86 p. 78



Q-10
119MRQ86 p. 80



Q-Arte
124MRQ86 p. 82



Q-Insert
425MRQ86 p. 84



Q-Line
194MRQ86 p. 86



Q-Mini
142MRQ86 p. 88



Q-Mini26
Q26MRQ86 p. 90



Spring
141MRQ86 p. 92



Wonder
113MRQ01 p. 94

Maniglie linea quadra - Square line handles

REGUITTIinox



Atene
Q04MRQ01 p. 384



Genève
Q03MRQ01 p. 386



Genève
Q03MR9QM p. 388



Genève 200
G20MRQ56 p. 390

Indice

Index

Maniglie linea quadra - *Square line handles*

REGUITTIinox



Glasgow
L30MRQ01 p. 392



Kyoto
Q18MRQ01 p. 394



Nizza
Q11MRQ01 p. 396



Osaka
Q05MRQ01 p. 398



Phoenix
Q01MRQ01 p. 400



Rhodos
Q51MRQ01 p. 402



Seattle
Q16MRQ01 p. 404



Seoul
Q17MRQ01 p. 406



Toledo
L14MRQ56 p. 408



Toledo
L14MR9QM p. 410

Maniglie linea tonda - *Round line handles*

REGUITTI



Alisè
171MR416 p. 98



Alisè
171MR817 p. 100



Apri
121MR817 p. 102



Arca
134MR817 p. 104



Astra
184MR817 p. 106



Betty
183MR416 p. 108



Claudia
101MR817 p. 110



Collo basso
026MR416 p. 112



Desy
137MR416 p. 114



Elegance
005MRT01 p. 116




Elena
030MR416 p. 118



Elisse
352MR006 p. 120



Elisse
352MR817 p. 122



Extra bassa
B76MR416 p. 124



Florida
016MR416 p. 126



Gentile
382MR006 p. 128



Golf
J15MR817 p. 130



Ixia
J40MR817 p. 132



Lory
127MR817 p. 134



L-Plus
140MR817 p. 136



Monia
037MR416 p. 138



Norma
128MR817 p. 140



Q-10
119MR817 p. 142



Sabina
031MR416 p. 144



Sasha
173MR416 p. 146



Spring
141MR416 p. 148

Indice

Index

Maniglie linea tonda - *Round line handles*

 **REGUITTI**inox



Edimburgo
L10MRT01 p. 414



Helsinki
L17MRT01 p. 416



Istanbul
L20MRT01 p. 418



Mikonos
L29MRT01 p. 420



Naxos
L28MRT01 p. 422



Oslo
L13MRL52 p. 424



Ottawa
L19MRT01 p. 426



Samos
L27MRT01 p. 428



Stoccolma
L15MRL52 p. 430



Stoccolma
L15MRL09 p. 432



Stoccolma
L15MPL72 p. 434



Stoccolma 200
S20MRL52 p. 436



Stoccolma HF
Z15MR0TP p. 438



Toledo
L14MRL52 p. 440



Toledo
L14MRL09 p. 442



Toledo B
B14MRT01 p. 444

Maniglie linea vintage - *Vintage line handles*

 **REGUITTI**



Charme
900MR006 p. 152



Cinzia
069MR416 p. 154



Epoca
800MR006 p. 156



Ginevra
040MR006 p. 158



Ginevra
040MR202 p. 160



Ginevra
040MR416 p. 162



Ovalino
190CR063 p. 164



Ovalino
191MR416 p. 166



Ovalino
191MRT36 p. 168



Ovalino T
190MRT36 p. 170



Praga
166MR416 p. 172



Romea
189MR202 p. 174



Romea
189MR416 p. 176



Tosca
049MRT36 p. 178



Tuscania
T36MRT36 p. 180




Vienna
167MR817 p. 182

Maniglioni linea quadra - Square line pull handles



One
10NMD
p. 188



Q-Star
429MD
p. 189



Q-Star
429MDQ50
p. 190



Quark
425MS
p. 191

Maniglioni linea quadra - Square line pull handles



Albatros
3JQMS
p. 450



Condor
3JPMS
p. 452



Dallas
630MD
p. 454




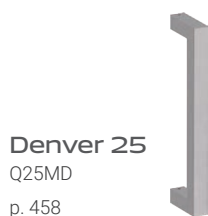


Denver 20
Q20MD
p. 456

Indice

Index

Maniglioni linea quadra - Square line pull handles



Maniglioni linea tonda - Round line pull handles



Alma
185MS006
p. 194



Alma
185MSC07
p. 195



Archi
335MS
p. 196



Artemio
325MS
p. 197



Duna
319MS006
p. 198



Eden
327MS
p. 199



Lineo
160MD
p. 200



Monia
037MS006
p. 201



Sun
320MS006
p. 202



Sun
320MS
p. 203



Maniglioni linea tonda - Round line pull handles



Airone
3J0MS
p. 494



Atlanta 20
3A2MD
p. 496



Atlanta 30
3A0MD
p. 498



Bilbao
3B0MS
p. 500



Indice

Index

Maniglioni linea tonda - Round line pull handles



Bilbao B
3BRMS
p. 502



Cairo
3C0MS
p. 504



Daytona
RAGMS
p. 506



Dover
3D0MS
p. 508



Frankfurt 20
D20MD
p. 510



Frankfurt 25
D25MD
p. 512



Frankfurt 25 S
D25MS
p. 514




Frankfurt 30
D30MD
p. 516



Frankfurt 30 S
D30MS
p. 518



Frankfurt 30 SH
D3HMS
p. 520



Frankfurt 35
D35MD
p. 522



Frankfurt 35 S
D35MS
p. 524



Frankfurt 40
D40MD
p. 526



Frankfurt 40 S
D40MS
p. 528



Fremont
3F0MS
p. 530



Lincoln
CH3LX
p. 532



Lisbona 25
3L5MS
p. 534



Lisbona 30
3L0MS
p. 536



Moscow
3M0MD
p. 538



Nairobi 20
N20MD
p. 540



Nairobi 25
N25MD
p. 542



Nairobi 30
N30MD
p. 544



Panama
381MS
p. 546



Punto
H25MD
p. 548



Punto S
H25MS
p. 550



Rio
S04LY
p. 552



Sydney
RINMS
p. 554



Stoccolma HF
Z02MS
p. 556



Stoccolma HF
ZP2MS
p. 556



Stoccolma HF
Z03MS
p. 557



Stoccolma HF
ZP3MS
p. 557



Maniglioni linea vintage - Vintage line pull handles



Ginevra
040MD006
p. 206



Ginevra
040MD202
p. 207



Ginevra S
040MS006
p. 208



Ginevra S
040MS202
p. 209



Monaco
338MS
p. 210



Indice

Index

Battenti - Door knockers

REGUITTI



Anello
008BA p. 214



Barocco
010BAR80 p. 215



Giove
006BA60R p. 216



Giove
006BA73R p. 217



Helios
013BA73R p. 218

Pomoli linea quadra - Square line knobs

REGUITTI



One
10NPF10N p. 224



Q-Arte
124PF8Q6 p. 225



Quadro
353PF8Q6 p. 226



Quadro S
354PF8Q6 p. 227

Pomoli linea quadra - Square line knobs

REGUITTIinox



Qubo
2Q0PFQ56 p. 566



Qubo S
2Q1PFQ56 p. 567

Pomoli linea tonda - Round line knobs

REGUITTI



Apollo
055PR416 p. 230



Ario
345PF002 p. 231



Atlantide
346PF002 p. 232



Cosmo
E56PF002 p. 233



Cosmo
E56PR006 p. 234



Cosmo
H56PF73R p. 235



Cosmo
H56PF81C p. 236



Cosmo
H56PFR56 p. 237



Margherita
H57PF73R p. 238



Ovum
048PF002 p. 239



Ovum
048PR006 p. 240



Sfera
C59PF002 p. 241



Triangolo
075PF002 p. 242



Unico
G71PF p. 243

Pomoli linea tonda - Round line knobs

REGUITTIinox



Attival
214PFL52 p. 560



Ovale
258PFL52 p. 561



Piano
210PFL52 p. 562



Piano S
211PFL09 p. 563



Sfera
C59PFL52 p. 564



Sfera S
205PFL09 p. 565

Indice

Index

Scorrevoli linea quadra - *Square line sliding doors*



508CP00Q
p. 248



508CP0FQ
p. 249



538CP00Q
p. 249



575CP00Q
p. 250



577CP00Q
p. 250



578CP00Q
p. 251



873CP00Q
p. 252



048CP00Q
p. 253



543CP00Q
p. 253



Q24CP01
p. 254



Q24CP02
p. 255



Q24KS027
p. 256



Q24KS028
p. 256



Q28CP
p. 257



Q48PI002
p. 257



R60CP00Q
p. 258



Q60CP
p. 258



Q60KS027
p. 259



Q60KS028
p. 259



952CP00Q
p. 260



252CP01
p. 260



252CP02
p. 261



Q35CP01
p. 261



Q35CP02
p. 262

Scorrevoli linea tonda - Round line sliding doors



508CP
p. 266



508CP00F
p. 267



519CP
p. 267



538CP
p. 268



540CP
p. 268



573CP
p. 269



573CP00F
p. 269



575CP
p. 270



577CP
p. 270



578CP
p. 271



873CP
p. 272



048CP
p. 273



524CP01
p. 273



524CP02
p. 274



524KS027
p. 275



524KS028
p. 275



526PI002
p. 276



527PI002
p. 276



529CP
p. 277



543CP
p. 277



R60CP
p. 278



T60CP
p. 278



T60KS027
p. 279



T60KS028
p. 279

Indice

Index

Scorrevoli linea tonda - Round line sliding doors



520CP01
p. 280



520CP02
p. 280



535CP01
p. 281



535CP02
p. 281



521CP02
p. 282

Scorrevoli accessori - Sliding doors accessories



001CY
p. 286



006PT002
p. 286



026SR
p. 286



027SR
p. 287



028SR
p. 287



S01SR
p. 287



S01CH
p. 288



051PI
p. 288



Q51PI
p. 289



525PI
p. 289



129IN
p. 290



524RO
p. 290

Scorrevoli - Sliding doors

REGUITTIinox



525PI
p. 570



535CP
p. 570



Q35CP
p. 571

Alzanti linea quadra Square line lift and slide pull handles

REGUITTI



B-Arte
426HSQ13
p. 296



Kora
720HSQ13
p. 297



Laser
305HSQ13
p. 298



Laser corto
306HSQ13
p. 299



Laser QR
B35HSQ13
p. 300



Q-Arte
124HSQ13
p. 301



Q-Arte B
B24HSQ13
p. 302



Q-Corto
302HSQ13
p. 303



Spring
141HSQ13
p. 304



Wonder
113HSQ13
p. 305

Indice

Index

Alzanti linea quadra

Square line lift and slide pull handles



Genève
Q03HSQ13
p. 574



Phoenix
Q01HSQ13
p. 575



Alzanti linea tonda

Round line lift and slide pull handles



Alisè
171HS313
p. 308



Bernini
307HS313
p. 309



Enea
030HS313
p. 310



Priamo
313HS313
p. 311



Short
311HS313
p. 312



Sasha
173HS313
p. 313



Spring
141HS313
p. 314



Alzanti linea tonda

Round line lift and slide pull handles



Oslo
L13HS313
p. 576



Stoccolma
L15HS313
p. 577



Toledo
L14HS313
p. 578



Toledo B
B14HS313
p. 579



Dk per scorrevoli - Dk for sliding system

REGUITTI



Kora
720MK
p. 297



Q-Corto
302MKQ15
p. 303



Short
311MK015
p. 312

Sicurezza - Security

REGUITTI



CD 002
p. 318



CD 008
p. 318



CD Q02
p. 318



CD 006
p. 319



CD Q06
p. 319



637 DD
p. 319



706 BY
p. 320



709 BY
p. 320



119 PN
p. 320



062 KD
p. 321



062 KN
p. 321



062 KY
p. 321



C62 RO
p. 322



C08 RO
p. 322



C09 RO
p. 322



CQ8 RO
p. 323



Q08 KD
p. 323



124 NN
p. 323



499 NN
p. 324



502 NN
p. 324



503 NN
p. 324



512 NN
p. 325



063 SP 007
p. 325



070 SP 007
p. 325



512 SP 007
p. 326



124 SP Q86
p. 326



512 SP 816
p. 326

Indice

Index

Complementi per porte - Complements for doors



Bocchette - Escutcheons



003 KO
p. 332



817 KO
p. 332



Q08 KO
p. 332



Q09 KO
p. 333

Campanelli - Door bells push



722 TP
p. 333



722TP006
p. 333

Catenacci - Door bolts



220 CT
p. 333

Cerniere - Door hinges



510 CE
p. 334



511 CE
p. 334



512 CE
p. 334



513 CE
p. 335



514 CE
p. 335



515 VM
p. 335

Coprianuba - Anuba hinge covers



820 AN
p. 336



821 AN
p. 336



828 AN
p. 336



829 AN
p. 337

Fermaporte - Doorstops



200 FE
p. 337



202 FE
p. 338



606 FE
p. 338



608 FE
p. 338

Spioncini - Door viewers



Q30 TP
p. 339



Q30 B1
p. 339

Complementi per finestre - Complements for windows

Fermapersiane - Stop shutters

Passanti - Center bolt



601 FE
p. 342



603 FE OOP
p. 342



603 FE
p. 342



426 NT
p. 343

Tavellini - Hollow tiles



101 NZ
p. 343



639 IN
p. 343



639 TV
p. 344



646 IN
p. 344



646 TV
p. 344

Indice

Index

Rosette - Rosettes



C24 RO
p. 345



CD 75A
p. 345



CD Q7A
p. 346



CD C80
p. 346



CD C81
p. 347



CD T80
p. 347



CD T81
p. 348

Copplementi d'arredo - Complements accessories



Copriavvolgibili / Rullino - Roller blind covers / Belt shifters



431 CA
p. 352



831 CA
p. 352



649 RU
p. 352



650 RU
p. 353

Manettine - Furniture handles



114 MT
p. 353



516 MT
p. 353

Numeri - Numerals



705 NP
p. 354



705 NU
p. 354



706 NU
p. 354

Pinze / Cricchetti - Door stop pliers / Window pawls



604 IN OOB
p. 355



604 IN OOA
p. 355



604 NZ
p. 355



605 IN OOB
p. 355



605 IN 10A
p. 355



605 NZ
p. 356



614 IN OOO
p. 356



614 IN OOB
p. 356



614 IN OOR
p. 356



614 NZ
p. 356



616 NZ
p. 357

Pomolini - Furniture knobs



121 PN
p. 357



122 PN
p. 357



124 PN
p. 358



165 PN
p. 358



166 PN
p. 358

Portabiti - Coat hooks



290 PA
p. 359



295 PA
p. 359

Indice

Index

Supporti - Handrail supports



622 SU
p. 359



623 SU
p. 360



627 SU
p. 360



628 SU
p. 360



629 SU
p. 361



630 SU
p. 361

Targhette - Name plates



327 TP
p. 361



437 TP
p. 362



646 TP
p. 362



647 TP
p. 362

Complementi - Complements

 REGUITTinox

Bocchette - Escutcheons



009 KO
p. 582




009 KV
p. 582



0B9 KV
p. 582



Q01 KO
p. 583



Q08 KO
p. 583



Q09 KV
p. 583



T01 KO
p. 584



T52 KO
p. 584

Bocchette di sicurezza - Security escutcheons



CD 009
p. 584



CD Q02
p. 585

Bucalettere
Letterplates



Z37 TP
p. 585

Catenacci
Door bolts



Z01 CT
p. 585



712 CT
p. 586

Fermapersiane
Stop shutters



Z60 FE
p. 586

Fermaporte - Doorstops



205 FE
p. 586



606 FE
p. 587



KA1 FE
p. 587



KA3 FE
p. 587



KA6 FE
p. 588



KC5 FE
p. 588



QA2 FE
p. 588



Z05 FE
p. 589



Z07 FE
p. 589



Z08 FE
p. 589



Z11 FE
p. 590



Z12 FE
p. 590



Z84 FE
p. 590




Z86 FE
p. 591



Z87 FE
p. 591



Z88 FE
p. 591



Z89 FE
p. 592

Gancio di protezione - Door guard hook



621 GA
p. 592

Lettere - Letters



Z16 LE
p. 592



Z18 LE
p. 593

Indice

Index

Numeri - Numerals



Z03 NU
p. 593



Z04 NU
p. 593



Z08 NU
p. 594

Manettine - Furniture handles



Z42 MT
p. 594



Z43 MT
p. 594

Nottolini WC - WC sets



821 NO F52
p. 595




921 NO F52
p. 595

Placche incasso - Sliding door plates



Z10 PI
p. 595



Z30 PI
p. 596



Z40 PI
p. 596



Z50 PI
p. 596



Z90 PI
p. 597

Portabiti - Coat hooks



K50 PA
p. 597



Q50 PA
p. 597



Z70 PA
p. 598



Z71 PA
p. 598



Z72 GA
p. 598



Z73 PA
p. 599



Z74 PA
p. 599



Z75 PA
p. 599



Z76 PA
p. 600



Z77 PA
p. 600

Supporti Handrail supports



Z45 SU
p. 600

Targhette - Name plates



729 TP OOM
p. 601




729 TP OOW
p. 601



729 TP ODA
p. 601



729 TP OOF
p. 602



Z34 TP
p. 602



Z35 TP
p. 602

Accessori - Accessories



Kit di fissaggio - Fixing accessories



CD K01
p. 604



CD K02
p. 604



CD K03
p. 604



CD K04
p. 605



CD K06
p. 605



CD K09
p. 605



CD PB1
p. 606



CD PB2
p. 606



CD PB3
p. 606



CD PB4
p. 607

Tubi - Tubes



3Q2 TU
p. 607



C01 TU
p. 607



D20 TU
p. 608



D25 TU
p. 608



D30 TU
p. 608



I01 TU
p. 609



TYMAN

International

REGUITTI


Made in Italy

IL MONDO TYMAN INTERNATIONAL DELLE MANIGLIE *TYMAN INTERNATIONAL AND THE WORLD OF HANDLES*

Grazie alla relazione diretta con i propri clienti e al continuo scambio di know-how con i rivenditori, il product brand REGUITTI ha saputo sviluppare uno tra i più vasti e completi cataloghi del settore in cui sono presenti più di 60 diversi modelli di maniglie per oltre 4.500 prodotti offerti. L'intera produzione made in Italy è realizzata in materiali quali ottone, alluminio, zama, porcellana e comprende maniglie e accessori per porte interne e finestre, porte d'entrata, porte scorrevoli e porte d'hotel suddivise in gamme che rispondono alle molteplici esigenze tecniche e di stile del consumatore.

Thanks to a direct relationship with its customers and the continuous exchange of know-how with retailers, REGUITTI has developed one of the biggest and most complete catalogues in which there are more than 60 different handles models. The whole production made in Italy is made of materials such as brass, aluminum, zamak, porcelain and includes handles and accessories for doors and windows, entrance doors, sliding doors and hotel doors divided into ranges that meet the different technical and stylistic needs of the consumer.

65

MODELLI DI MANIGLIE
HANDLE MODELS

4.500

PRODOTTI A CATALOGO
CATALOG PRODUCTS

61

FINITURE
FINISHES



Lavoro di squadra
Teamwork



Responsabilità
Responsability



Passione
Passion



Innovazione
Innovation



Design
Design



Qualità
Quality



Ampia gamma
Wide range



Finiture
Finishes



Personalizzazione
Customization



Certificati
Certifications



Supporto cliente
Customer support



Flessibilità e consegna
Flexibility and delivery

Qualità Quality



Sistema di qualità in conformità alla norma *Quality system of conformity with*

ISO 9001-2015

- ✓ Per far conoscere all'esterno l'efficacia del nostro sistema di gestione
- ✓ Per un sistema integrato qualità/sicurezza
- ✓ Per un continuo stimolo al miglioramento
- ✓ Per monitorare la qualità dei servizi rivolti alla clientela
- ✓ To inform our customer about the effectiveness of Regutti management system
- ✓ For a quality and safety integrated system
- ✓ For a continuous encourage to improve
- ✓ For a continuous control of the quality and customer's services

Qualità dei rivestimenti superficiali *Quality of surface coatings*



Prova di corrosione secondo la norma NSS:
Corrosion test according to NSS:

UNI EN ISO 9227:2017



Prova di adesione secondo la norma:
Proof of adhesion by grid according to:

UNI EN ISO 2409:2013



Classificazione secondo la norma:
Classification according to:

UNI EN ISO 1670:2007



1. Commerciale
Sales office



2. Progettazione
Project



3. Produzione
Production



4. Acquisti
Purchasing



5. Controllo
Check



6. Analisi
Analysis

Personalizzazione del prodotto

Customized product

La soddisfazione del cliente è molto importante per noi e il nostro impegno è concentrato per soddisfare le esigenze dei clienti. Ciò potrebbe includere la possibilità di creare un nuovo articolo in base alle esigenze del cliente.

In questo caso analizziamo la fattibilità e il suo costo per poi aprire un progetto. Ogni personalizzazione di un nuovo prodotto è possibile grazie a ciò che consideriamo il valore più importante, cioè le risorse umane, che a loro volta possono utilizzare le più moderne attrezzature tecnologiche.

Grazie alla nostra flessibilità e capacità di lavorare insieme al nostro cliente, nel corso degli anni abbiamo realizzato diversi prodotti personalizzati che sono stati aggiunti alla nostra vasta gamma di articoli.

Grazie alla tecnologia laser, i prodotti possono essere prodotti con il logo del cliente. (Disponibile su richiesta per quantità da definire con il reparto commerciale).


Customer satisfaction is very important for us and our effort is concentrated to satisfy customer needs. This could include the possibility to make a new item according to customer requirements.

In this case we open a project to study the feasibility and its cost. Each realization of a new item is possible thanks to what we consider the most important value, that is human resources, which in turn can make use of the most modern technological equipment.

Thanks to our flexibility and capacity to work together with our customer, over the years we have realized several customized products that have been added to our wide range of articles.

Thanks to laser technology, products can be marked with the customer's logo. (Available on request for quantities to be defined with the sales department).

Logo personalizzato
Custom logo



Materiali Materials



OTTONE

La lega ottone (composta principalmente da rame e zinco) è un materiale duttile, malleabile e ha una buona resistenza alla corrosione, fonde a più di 900°. Reguitti utilizza pani di ottone pressafinato norma UNI EN 1982 ENCB753S. Barra ottone a norma UNI EN12165 CW617N secondo il ciclo produttivo standardizzato.

BRASS

The brass alloy (composed mainly of copper and zinc) is a ductile material, malleable and has a good corrosion resistance, melts at over 900°. The brass we use is: brass ingots according to UNI EN ENCB753S 1982-2008. Brass bar UNI EN12165 CW617N.



TEKNOMETAL

La lega zama (composta principalmente da zinco, alluminio e magnesio) è particolarmente adatta alla pressofusione fonde a più di 400°. Reguitti utilizza lega di Zama primaria di tipo 410EN1774.

TEKNOMETAL

Zamak alloy (composed mainly of zinc, aluminum and magnesium) is particularly suitable to casting, and it melts at over 400°. The Zamak alloy we are using is the EN 410 1774 type.



ALLUMINIO

La composizione chimica e i parametri di alluminio estruso sono formulati per consentire la realizzazione di profili con sezione di media complessità, associati ad una accettabile resistenza alla corrosione. Reguitti utilizza estrusi in lega di Alluminio di tipo EN AW-6082.

ALUMINIUM

The chemical composition and parameters of extruded aluminium are designed to allow the production of medium-complexity profiles featuring good resistance to corrosion. Reguitti employs extruded aluminium type EN AW-6082.



ACCIAIO INOX

Simbolo di innovazione dei prodotti Reguitti Inox ottenuti da materiali nobili e pregiati quali gli acciai inossidabili. Frutto di culture diverse, sostenute da esperienze ed innovazioni, le nostre idee ed i nostri progetti rispondono alle esigenze del mercato in continua evoluzione, risolvendo le sfide che la tecnologia contemporanea ci indica.

STAINLESS STEEL

Symbol of innovation of the products Reguitti Inox obtained from noble and precious materials such as stainless steel, the result of different cultures, supported by experiences and innovations, our ideas and our projects meet the needs of the changing market, solving the challenges that contemporary technology shows us.

Finitura PVD

PVD finishes



Derivante direttamente dalle applicazioni per l'industria aerospaziale, medica e automobilistica il P.V.D. (Physical Vapour Deposition) è l'unico trattamento finora in grado di offrire un'elevata e durevole protezione superficiale della maniglia al fine di resistere al graffio e alla corrosione. Reguitti garantisce questo prodotto perchè protetto dalle alterazioni superficiali (in normali condizioni di utilizzo) per almeno 10 anni.

The surface of this product has been treated with the new P.V.D. process (Physical Vapour Deposition). This finish protects the product surfaces from atmospheric agents and normal wear. Reguitti guarantees protection from alterations and from superficial abrasion. The aesthetic characteristics will be maintained for at least 10 years (in normal use and cleaning conditions).



3W
Inox PVD Gun metal
Inox PVD Gun metal



46
PVD Lucido oro
PVD Gold



98
PVD Inox satinato
PVD Satin inox



5M
Inox PVD Lucido oro
Stainless steel PVD Gold



96
PVD Satinato nero
PVD Satin black

TEST RESISTENZA ALLA CORROSIONE EN 1670
CORROSION RESISTANCE TEST EN 1670

Resistenza alla corrosione

Corrosion resistance

I test effettuati su materiale acciaio inox AISI 304, AISI 316L e la finitura nero opaco RAL 9005 hanno ottenuto il grado 5, grado massimo di resistenza alla corrosione in nebbia salina secondo la norma EN 1670.

Tests on stainless steel material AISI 304, AISI 316L and matt black RAL 9005 finish have obtained the grade 5, maximum degree of resistance to salt spray corrosion test according to EN 1670 standard.



5S ●
Inox satinato 304
Stainless steel 304



KK ●
Nero opaco RAL 9005
Matt black RAL 9005



S5 ●
Inox satinato 316L
Stainless steel 316L

TEST RESISTENZA ALLA CORROSIONE EN 1670
CORROSION RESISTANCE TEST EN 1670

"INOX NERO OPACO RAL 9005 - MATT BLACK RAL 9005"
TEST DI QUADRETTATURA ISO 2409 - CROSS HATCH TEST ISO 2409

AV BRASS™

Il nuovo ottone rustico *The new rustic brass*

L'ottone è da sempre il materiale di prima scelta per la realizzazione di maniglie e accessori, anche grazie alla grande varietà di finiture e trattamenti superficiali disponibili su questo materiale.

Oggi, l'ottone mostra ancora una volta le sue nude proprietà naturali: un materiale trattato solo con acqua e quindi ecologico e completamente riciclabile, resistente alla corrosione salina e all'aggressione degli acidi.

Il nostro speciale AV BRASS™ ha dimostrato proprietà antibatteriche secondo la norma ISO 22196 e proprietà antivirali secondo la norma ISO 21702 (testato contro NL63 Coronavirus umano e Virus dell'Influenza A).



1M
Ottone rustico
Rustic brass

Brass has always been the first choice material for the production of handles and accessories, also thanks to the great variety of finishes and surface treatments available on this material.

Today, brass is once again showing its bare natural properties: a material treated only with water and thus ecological and fully recyclable, resistant to salt corrosion and aggressive acids.

Our special AV Brass™ has been proven to have antibacterial properties according to ISO 22196 and antiviral properties according to ISO 21702 (tested against human NL63 Coronavirus and Influenza A Virus).



Antiviral and
antibacterial



Nickel free



Corrosion
resistant



Recyclable and
Eco-friendly



With antiviral and antibacterial properties




La superficie della finiture ottone rustico AV BRASS™ rivela un lato affascinante nel carattere del materiale: una superficie che si evolve e si scurisce grazie alla patina che si forma nel tempo, conferendo alle maniglie diverse sfumature e tonalità dal look vintage.

Consigliamo una regolare pulizia con un panno umido per mantenere inalterate le caratteristiche estetiche e antibatteriche/antivirali del prodotto.


Furthermore, the surface reveals a fascinating side of the material's character: a surface that evolves and darkens thanks to the patina that forms over time and that gives the handles different shades and tones of vintage look.

We recommend regular cleaning with a damp cloth to maintain the aesthetic and antibacterial/antiviral characteristics of the product.

Prima
Before



Dopo
After



ANTIGERM™



La nostra salute inizia da ciò che tocchiamo
Our health begins with what we touch

Le statistiche dimostrano che la contaminazione da contatto con batteri che vivono sulle superfici più comunemente utilizzate è tra le principali cause di malattia. Sulla superficie delle maniglie si depositano batteri che possono portare a malattie più o meno gravi (a seconda del diverso grado di reazione del sistema immunitario coinvolto) fino a provocare la morte nei soggetti più deboli. Nelle cliniche, nelle scuole, negli asili, e in generale in tutti i luoghi privati e pubblici, le maniglie sono continuamente azionate da molte persone. Spesso si tratta di soggetti fragili come bambini, anziani o persone affette da patologie. Sensibilità, responsabilità, sicurezza: prevenire i batteri è una norma igienica di base. Antigerm™ viene incontro alla necessità di responsabilità verso la salute pubblica e quella delle persone che toccano con mano una maniglia.

Statistics show that contamination with bacteria living over the surfaces most commonly used by people is amongst the most common causes of disease.

In public places like clinics, schools and nurseries, door handles are continuously touched by a large number of people every day. On their surface bacteria and germs (more and more resistant to antibiotic treatment) settle and spread. They can be cause of serious illnesses, even leading to death in the weakest subjects.

Sensitivity, responsibility, safety: preventing bacteria is a standard hygienic procedure. The Antigerm™ treatment is the answer to public health responsibility and to the wellbeing of every person that touch our handles.

Finiture con Antigerm™ *Finishes with Antigerm™*



47
Argento vecchio
Old silver



8F
Bronzato graffiato opaco
Matt brushed bronzed



8K
Ruggine
Oxid



BQ
Antico
Antique



GW
Inox satinato Antigerm
Stainless steel Antigerm



R6
Grey retrò
Grey retrò

ANTIGERM™

Guarda come funziona:
Watch the video:



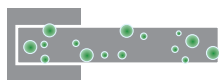
ANTIGERM™ UCCIDE PIÙ DEL 99,99% DEI GERMI
ANTIGERM™ KILLS MORE THAN 99,99% OF GERMS



1.

**RILASCIO IONI
D'ARGENTO**


SILVER IONS RELEASE



2.

**ELIMINAZIONE
BATTERICA**

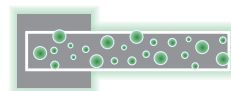
ELIMINATION BACTERIAL



3.

**24/7
PROTEZIONE**

24/7 PROTECTION



CERTIFICAZIONE ISO 2219
CERTIFICATION ISO 2219

**TEST RESISTENZA ALLA
CORROSIONE EN 1670**
CORROSION RESISTANCE
TEST EN 1670



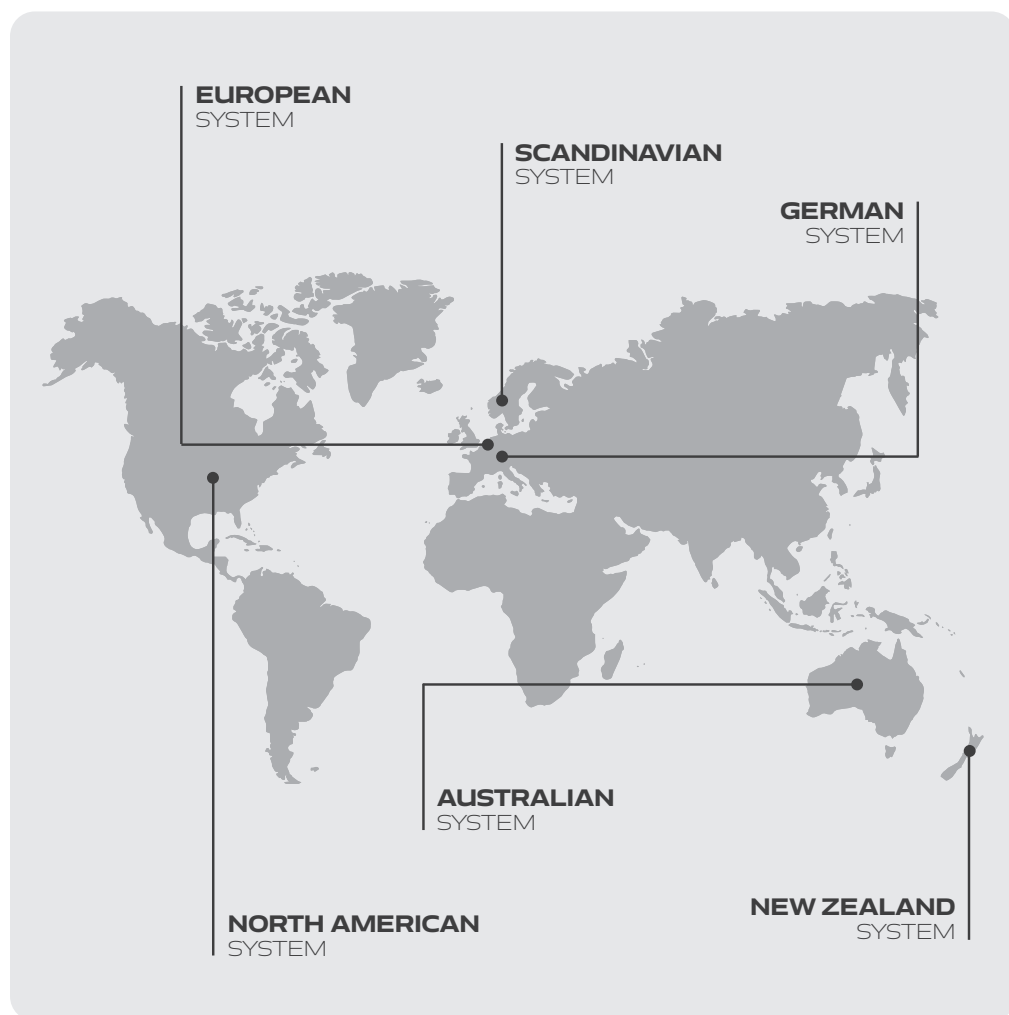
PROTEZIONE
PROTECTION

Know-how internazionale sui sistemi di montaggio

International know-how on mounting systems

Grazie ad un know-how internazionale sui sistemi di montaggio Reguitti dispone, oltre al sistema di montaggio standard europeo, sistemi di montaggio specifici dedicati ai mercati di riferimento: Nord America System, Scandinavia System, Germania System, Francia System e Australia System.

Thanks to its international know-how, Reguitti can offer in addition to the european standard, dedicated mounting systems: North American System, Scandinavian System, German System, French System and Australian System.



Design coordinato

Coordinated design

Maniglia con placca
Door handle on plate



Maniglie per finestre
Handles for windows



Maniglie per profili stretti
Handles for narrow profiles



Maniglia WC
Toilet handle



Pomoli per porte
Knobs for door



Maniglia per porta
Door handle



Maniglie e kit per porte scorrevoli
Handles and kit for sliding doors



Maniglioni per porte d'ingresso
Pull handles for entrance door



Maniglioni alzanti per porte scorrevoli
Pull handles for sliding doors



Referenze

References

Jakim Kuala Lumpur
MALESIA



Palace Montecasino
SOUTH AFRICA



Tallinn Parliament
ESTONIA



Victoria Terrassen
GERMANY



Britannia Hotel
NORWAY



Lapėnas House
LITHUANIA




I prodotti Reguitti sono stati selezionati per prestigiosi progetti in tutto il mondo, grazie alla varietà di stili e all'accurata attenzione alla qualità.

Reguitti products have been selected for prestigious projects all over the world, thanks to the variety of styles offered and the focus on quality.



Palace de São Bento - Parliament
PORTUGAL



570 Broome
NEW YORK



Steigenberger Hotel
ITALY



Courtyard Marriott Hotel
THAILAND




Brescia Civil Hospital
ITALY



Training Center
"Giuseppe Zanardelli"
ITALY





 REGUCCI

MANIGLIE - HANDLES

LINEA MINIMAL

Minimal Line

B-Arte	44
Elegance	46
Ixia	48
Obliq	50
One	52
Q-10	54
Q-Arte	56
Q-Insert	58
Spring	60
Wonder	62

B-Arte 426

Design **Reguitti Lab**

OTTONE
BRASS



F2

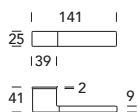
Satinato cromato / Cromato
Satin chrome / Chrome



COLLEZIONE - COLLECTION




426MR124



BOCCHETTE - ESCUTCHEONS



Q22KN - Q22KY



124NOQ22



Elegance 005

Design **A. Paolo Scarpellini**

TEKNOMETAL



DESIGN REGISTRATO
REGISTERED DESIGN



18
Nero opaco RAL 9005
Matt black RAL 9005



K0
Bianco opaco RAL 9016
Matt white RAL 9016



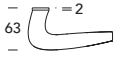
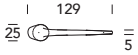
Z8
Satinato cromato
Satin chrome



COLLEZIONE - COLLECTION



005MR022



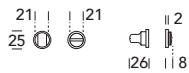
BOCCHETTE - ESCUTCHEONS



022KN - 022KY



503NO022



Ixia J40

Design **Reguitti Lab**

TEKNOMETAL



18
Nero opaco RAL 9005
Matt black RAL 9005



K0
Bianco opaco RAL 9016
Matt white RAL 9016



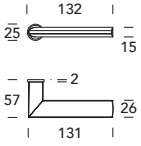
Z8
Satinato cromato
Satin chrome



COLLEZIONE - COLLECTION



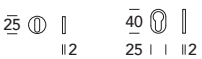
J40MR022



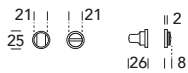
BOCCHETTE - ESCUTCHEONS



022KN - 022KY



503N0022



Obliq 700

Design **Sergio Baronchelli**

ALLUMINIMIO RICICLATO
RECYCLED ALUMINIUM



DESIGN REGISTRATO
REGISTERED DESIGN



G4
HRF Nichel satinato
HRF Nickelsat



NR
Nero opaco RAL 9005
Matt black RAL 9005



G6
HRF Cromo satinato
HRF Chromesat



NW
Bianco opaco RAL 9016
Matt white RAL 9016



MG
Metal grey
Metal grey



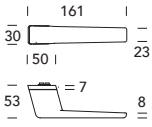
TR
Timeless rust
Timeless rust



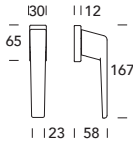
COLLEZIONE - COLLECTION



700MR700



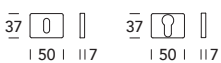
700DKQ15



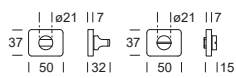
BOCCHETTE - ESCUTCHEONS



R01KN - R01KY



503NOR01



One 10N

Design **Reguitti Lab**

ALUPLUS



NO
A-Plus nero satinato
A-Plus satin black



NR
A-Plus nero opaco RAL 9005
A-Plus matt black RAL 9005



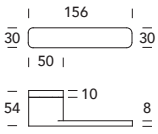
NW
A-Plus bianco opaco RAL 9016
A-Plus matt white RAL 9016



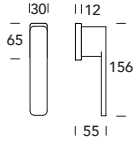
COLLEZIONE - COLLECTION



10NMR10N



10NDKQ15



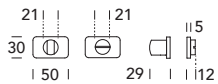
BOCCHETTE - ESCUTCHEONS



10RKN - 10RKY



503NO10R



Q-10 119

Design **Reguitti Lab**

OTTONE
BRASS



05
Cromato lucido
Polished chrome



15
Satinato cromato
Satin chrome



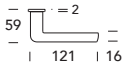
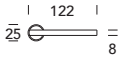
18
Nero opaco RAL 9005
Matt black RAL 9005



COLLEZIONE - COLLECTION



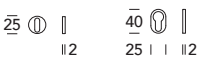
119MR022



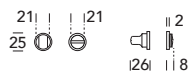
BOCCHETTE - ESCUTCHEONS



022KN - 022KY



503NO022



Q-Arte 124

Design **Reguitti Lab**

TEKNOMETAL



05
Cromato lucido*
*Polished chrome**



96
PVD Satinato nero*
*PVD Satin black**



18
Nero opaco RAL 9005
Matt black RAL 9005



K0
Bianco opaco RAL 9016
Matt white RAL 9016



31
Nichelato satinato
Satin nickel



Z8
Satinato cromato
Satin chrome

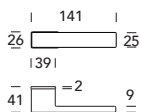
*Materiale ottone - *Brass material*



COLLEZIONE - COLLECTION



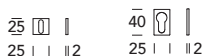
124MR124



BOCCHETTE - ESCUTCHEONS



Q22KN - Q22KY



124NOQ22




Q-Insert 425

Design **Reguitti Lab**

TEKNOMETAL



9A
Legno Ebano / Satinato cromato
Ebony / Satin chrome



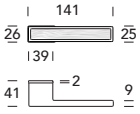
9C
Legno Ebano / Cromato
Ebony / Chrome



COLLEZIONE - COLLECTION



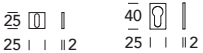
425MR124



BOCCHETTE - ESCUTCHEONS



Q22KN - Q22KY



124NOQ22



Spring 141

Design **Reguitti Lab**

TEKNOMETAL



18
Nero opaco RAL 9005
Matt black RAL 9005



K0
Bianco opaco RAL 9016
Matt white RAL 9016



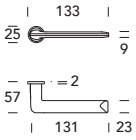
Z8
Satinato cromato
Satin chrome



COLLEZIONE - COLLECTION



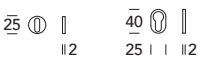
141MR022



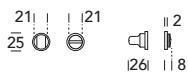
BOCCHETTE - ESCUTCHEONS



022KN - 022KY



503NO022



Wonder 113

Design **Sergio Baronchelli**

TEKNOMETAL

D DESIGN REGISTRATO
REGISTERED DESIGN



18
Nero opaco RAL 9005
Matt black RAL 9005




K0
Bianco opaco RAL 9016
Matt white RAL 9016



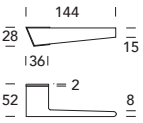
Z8
Satinato cromato
Satin chrome



COLLEZIONE - COLLECTION



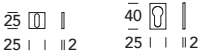
113MR113



BOCCHETTE - ESCUTCHEONS



Q22KN - Q22KY



124NOQ22





LINEA QUADRA

Square Line

Apri	66
B-Arte	68
B-Mini	70
Golf	72
Ixia	74
Kora	76
Laser	78
Q-10	80
Q-Arte	82
Q-Insert	84
Q-Line	86
Q-Mini	88
Spring	92
Wonder	94

Apri 121

Design **Reguitti Lab**

OTTONE
BRASS



05
Cromato lucido
Polished chrome



15
Satinato cromato
Satin chrome



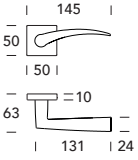
18
Nero opaco RAL 9005
Matt black RAL 9005



COLLEZIONE - COLLECTION

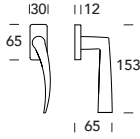


121MRQ86



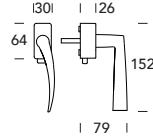
DX

121DKQ15



DX

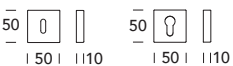
121DKQ75



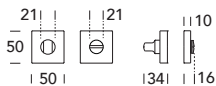
BOCCHETTE - ESCUTCHEONS



Q08KN - Q08KY



503NOQ86



B-Arte 426

Design **Reguitti Lab**

OTTONE
BRASS



F2

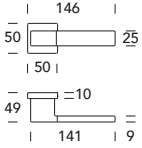
Satinato cromato / Cromato
Satin chrome / Chrome



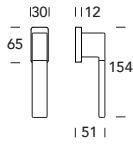
COLLEZIONE - COLLECTION



426MRQ86



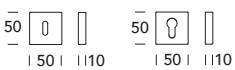
426DKQ15



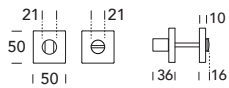
BOCCHETTE - ESCUTCHEONS



Q08KN - Q08KY



124NQ86



B-Mini 143

Design **Reguitti Lab**

OTTONE
BRASS



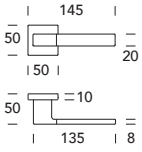
F2
Satinato cromato / Cromato
Satin chrome / Chrome



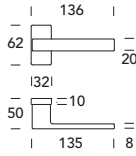
COLLEZIONE - COLLECTION



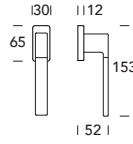
143MRQ86



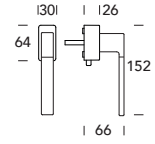
143MR9Q6



143DKQ15



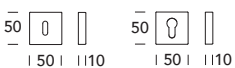
143DKQ75



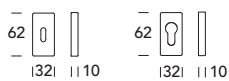
BOCCHETTE - ESCUTCHEONS



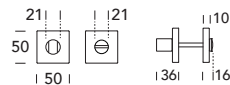
Q08KN - Q08KY



Q09KN - Q09KY



124NOQ86



Golf J15

Design **Reguitti Lab**

TEKNOMETAL



18
Nero opaco RAL 9005
Matt black RAL 9005



31
Nichelato satinato
Satin nickel



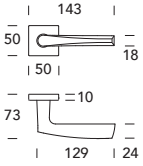
Z8
Satinato cromato
Satin chrome



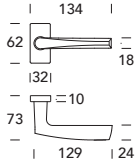
COLLEZIONE - COLLECTION



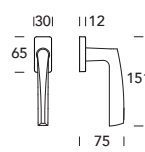
J15MRQ86



J15MR9Q6



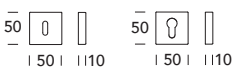
J15DKQ15



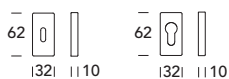
BOCCHETTE - ESCUTCHEONS



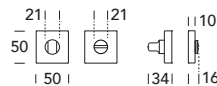
Q08KN - Q08KY



Q09KN - Q09KY



503NOQ86



Ixia J40

Design **Reguitti Lab**

TEKNOMETAL



18
Nero opaco RAL 9005
Matt black RAL 9005



K0
Bianco opaco RAL 9016
Matt white RAL 9016



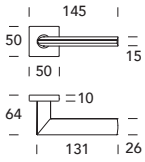
Z8
Satinato cromato
Satin chrome



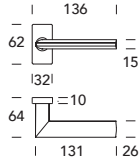
COLLEZIONE - COLLECTION



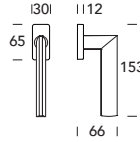
J40MRQ86



J40MR9Q6



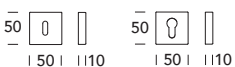
J40DKQ15



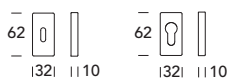
BOCCHETTE - ESCUTCHEONS



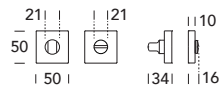
Q08KN - Q08KY



Q09KN - Q09KY



503NOQ86



Kora 720

Design **Reguitti Lab**

ALLUMINIMIO RICICLATO
RECYCLED ALUMINIUM



K9
Nero SL RAL 9005
Black SG RAL 9005



MG
Metal grey
Metal grey



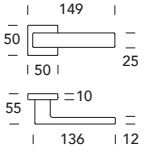
NY
Bianco puro 9010
Pure white 9010



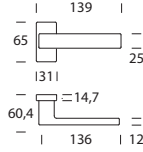
COLLEZIONE - COLLECTION



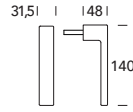
720MRQ86



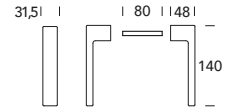
720MR0RP



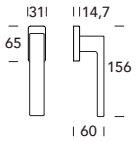
720DKSU7



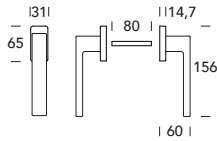
720MRSU7



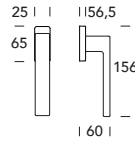
720DK




720MR0RF



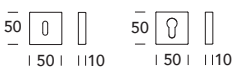
720DKQ25



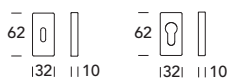
BOCCHETTE - ESCUTCHEONS



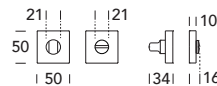
Q08KN - Q08KY



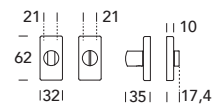
Q09KN - Q09KY



503NOQ86



503NO9Q6



Laser 130

Design **Reguitti Lab**

TEKNOMETAL



18
Nero opaco RAL 9005
Matt black RAL 9005



31
Nichelato satinato
Satin nickel



Z8
Satinato cromato
Satin chrome

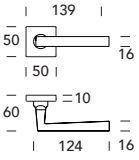
*Materiale ottone - *Brass material*



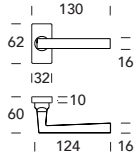
COLLEZIONE - COLLECTION



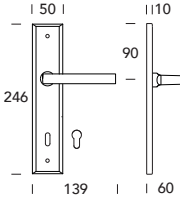
130MRQ86



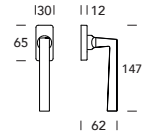
130MR9Q6



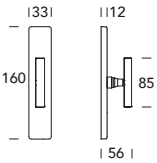
130MP130



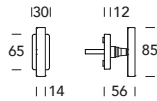
130DKQ15



130MAQ90*



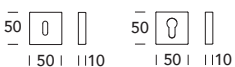
130TKQ15*



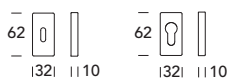
BOCCHETTE - ESCUTCHEONS



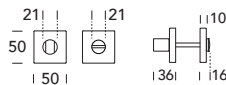
Q08KN - Q08KY



Q09KN - Q09KY



124NOQ86



Q-10 119

Design **Reguitti Lab**

OTTONE
BRASS



05
Cromato lucido
Polished chrome



15
Satinato cromato
Satin chrome



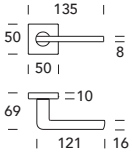
18
Nero opaco RAL 9005
Matt black RAL 9005



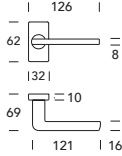
COLLEZIONE - COLLECTION



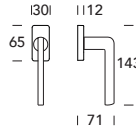
119MRQ86



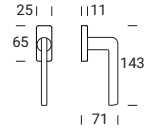
119MR9Q6



119DKQ15



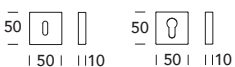
119DKQ25



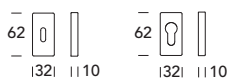
BOCCHETTE - ESCUTCHEONS



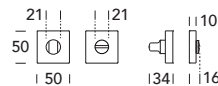
Q08KN - Q08KY



Q09KN - Q09KY



503NOQ86



Q-Arte 124

Design **Reguitti Lab**

TEKNOMETAL



05
Cromato lucido*
*Polished chrome**



96
PVD Satinato nero*
*PVD Satin black**



Z8
Satinato cromato
Satin chrome



18
Nero opaco RAL 9005
Matt black RAL 9005



8F
Bronzato graffiato opaco
Matt brushed bronzed



31
Nichelato satinato
Satin nickel



K0
Bianco opaco RAL 9016
Matt white RAL 9016

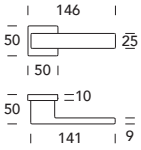
*Materiale ottone - *Brass material*



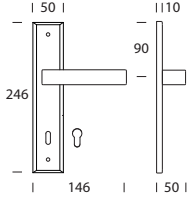
COLLEZIONE - COLLECTION



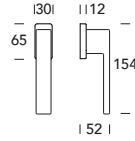
124MRQ86



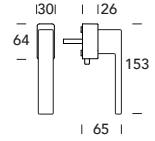
124MP130



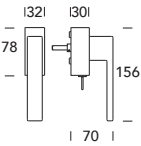
124DKQ15



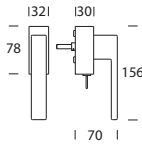
124DKQ75



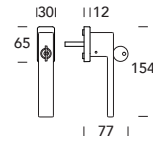
124DKC81



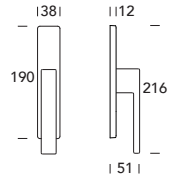
124KDT81



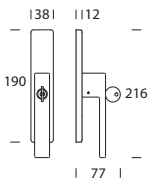
124DWQ15



124SEQ90



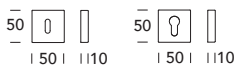
124SWQ90



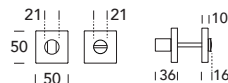
BOCCHETTE - ESCUTCHEONS



Q08KN - Q08KY



124NQ86



Q-Insert 425

Design **Reguitti Lab**

TEKNOMETAL



9A

Legno Ebano / Satinato cromato
Ebony / Satin chrome



9C

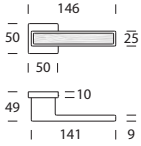
Legno Ebano / Cromato
Ebony / Chrome



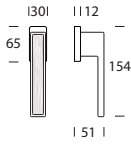
COLLEZIONE - COLLECTION



425MRQ86



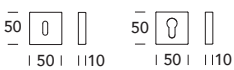
425DKQ15



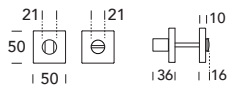
BOCCHETTE - ESCUTCHEONS



Q08KN - Q08KY



124NQ86



Q-Line 194

Design **Reguitti Lab**

TEKNOMETAL



18
Nero opaco RAL 9005
Matt black RAL 9005



K0
Bianco opaco RAL 9016
Matt white RAL 9016



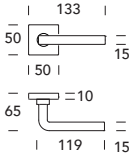
Z8
Satinato cromato
Satin chrome



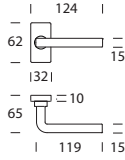
COLLEZIONE - COLLECTION



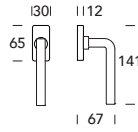
194MRQ86



194MR9Q6



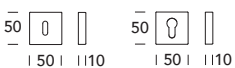
194DKQ15



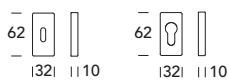
BOCCHETTE - ESCUTCHEONS



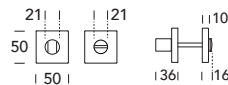
Q08KN - Q08KY



Q09KN - Q09KY



124NOQ86



Q-Mini 142

Design **Reguitti Lab**

TEKNOMETAL



05
Cromato lucido*
*Polished chrome**



96
PVD Satinato nero*
*PVD Satin black**



18
Nero opaco RAL 9005
Matt black RAL 9005



K0
Bianco opaco RAL 9016
Matt white RAL 9016



31
Nichelato satinato
Satin nickel



Z8
Satinato cromato
Satin chrome

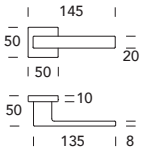
*Materiale ottone - *Brass material*



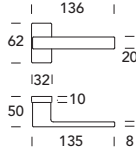
COLLEZIONE - COLLECTION



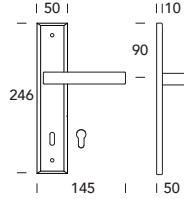
142MRQ86



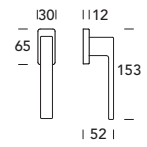
142MR9Q6



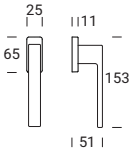
142MP130



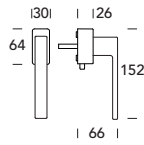
142DKQ15



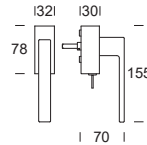
142DKQ25



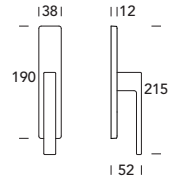
142DKQ75



142DKC81



142SEQ90



LINEA HOTEL
HOTEL LINE



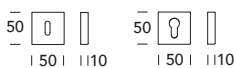
142PM334



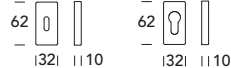
BOCCHETTE - ESCUTCHEONS



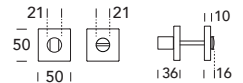
Q08KN - Q08KY



Q09KN - Q09KY



124NOQ86



Q-Mini26 Q26

Design **Reguitti Lab**

TEKNOMETAL

RIBASSATA
LOW-PROFILE HANDLE



18
Nero opaco RAL 9005
Matt black RAL 9005



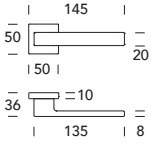
Z8
Satinato cromato
Satin chrome



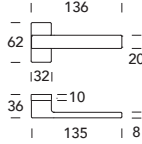
COLLEZIONE - COLLECTION



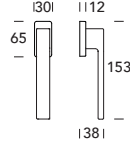
Q26MRQ86



Q26MR9Q6



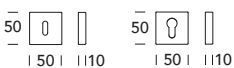
Q26DKQ15



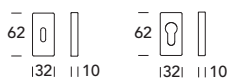
BOCCHETTE - ESCUTCHEONS



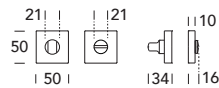
Q08KN - Q08KY



Q09KN - Q09KY



503NOQ86



Spring 141

Design **Reguitti Lab**

TEKNOMETAL



18
Nero opaco RAL 9005
Matt black RAL 9005



K0
Bianco opaco RAL 9016
Matt white RAL 9016



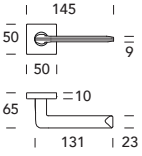
Z8
Satinato cromato
Satin chrome



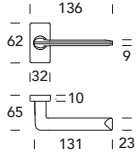
COLLEZIONE - COLLECTION



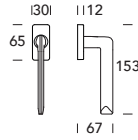
141MRQ86



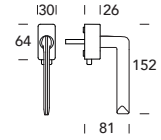
141MR9Q6



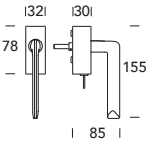
141DKQ15



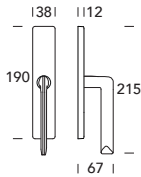
141DKQ75



141DKC81



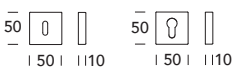
141SEQ90



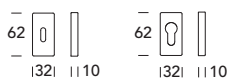
BOCCHETTE - ESCUTCHEONS



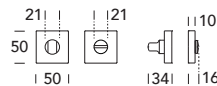
Q08KN - Q08KY



Q09KN - Q09KY



503NOQ86



Wonder 113

Design **Sergio Baronchelli**

TEKNOMETAL

D DESIGN REGISTRATO
REGISTERED DESIGN



18
Nero opaco RAL 9005
Matt black RAL 9005



K0
Bianco opaco RAL 9016
Matt white RAL 9016



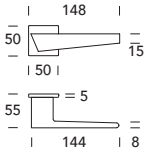
Z8
Satinato cromato
Satin chrome



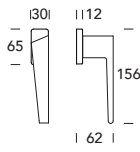
COLLEZIONE - COLLECTION



113MRQ01



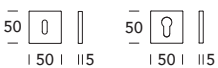
113DKQ15



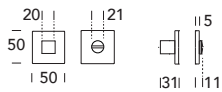
BOCCHETTE - ESCUTCHEONS



Q01KN - Q01KY



124NOQ01





 REGUETTI

MANIGLIE - HANDLES

LINEA TONDA

Round Line

Alisè	98
Apri	102
Arca	104
Astra	106
Betty	108
Claudia	110
Collo basso	112
Desy	114
Elegance	116
Elena	118
Elisse	120
Extra bassa	124
Florida	126
Gentile	128
Golf	130
Ixia	132
Lory	134
L-Plus	136
Monia	138
Norma	140
Q-10	142
Sabina	144
Sasha	146
Spring	148

Alisè 171 / 416

Design **Reguitti Lab**

OTTONE
BRASS



02
Lucido verniciato
Polished varnished



18
Nero opaco RAL 9005
Matt black RAL 9005



Z8
Satinato cromato*
*Satin chrome**



08
Bronzato graffiato
Brushed bronzed



46
PVD Lucido oro
PVD Gold



15
Satinato cromato
Satin chrome



8F
Bronzato graffiato opaco
Matt brushed bronzed

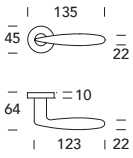
*Materiale TeknoMetal - TeknoMetal material



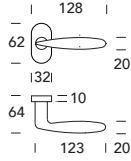
COLLEZIONE - COLLECTION



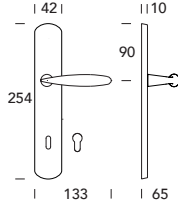
171MR416



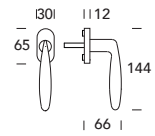
171MR916



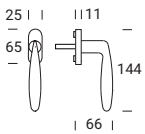
171MP188



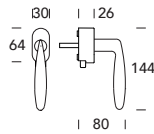
171DK024



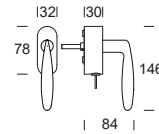
171DKR25



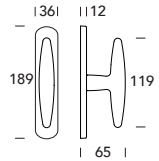
171DK075



171DKC80



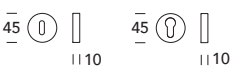
171MA070



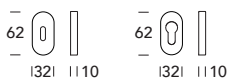
BOCCHETTE - ESCUTCHEONS



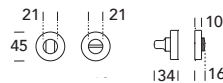
003KN - 003KY



009KN - 009KY




503NO416



Alisè 171 / 817

Design **Reguitti Lab**

OTTONE
BRASS



02
Lucido verniciato
Polished varnished



18
Nero opaco RAL 9005
Matt black RAL 9005



Z8
Satinato cromato*
*Satin chrome**



08
Bronzato graffiato
Brushed bronzed



46
PVD Lucido oro
PVD Gold



15
Satinato cromato
Satin chrome



8F
Bronzato graffiato opaco
Matt brushed bronzed

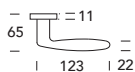
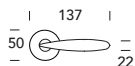
*Materiale TeknoMetal - TeknoMetal material



COLLEZIONE - COLLECTION



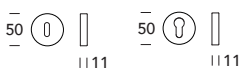
171MR817



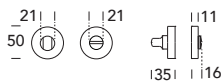
BOCCHETTE - ESCUTCHEONS



817KN - 817KY



503N0817



Apri 121

Design **Reguitti Lab**

OTTONE
BRASS



05
Cromato lucido
Polished chrome



15
Satinato cromato
Satin chrome



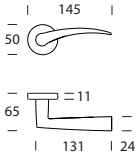
18
Nero opaco RAL 9005
Matt black RAL 9005



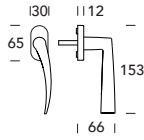
COLLEZIONE - COLLECTION



121MR817



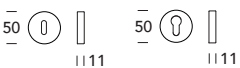
121DK024



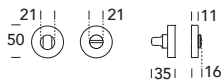
BOCCHETTE - ESCUTCHEONS



817KN - 817KY



503NO817



Arca 134

Design **Reguitti Lab**

OTTONE
BRASS



38
Satinato verniciato / Lucido verniciato
Satin varnished / Polished varnished



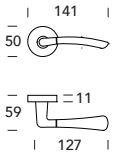
F2
Satinato cromato / Cromato
Satin chrome / Chrome



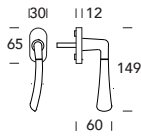
COLLEZIONE - COLLECTION



134MR817



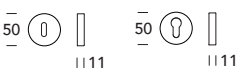
134DK024



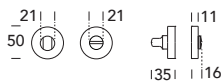
BOCCHETTE - ESCUTCHEONS



817KN - 817KY



503NO817



Astra 184

Design **Reguitti Lab**

OTTONE
BRASS



02
Lucido verniciato
Polished varnished



18
Nero opaco RAL 9005
Matt black RAL 9005



05
Cromato lucido
Polished chrome



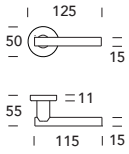
15
Satinato cromato
Satin chrome



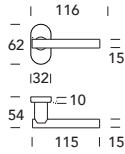
COLLEZIONE - COLLECTION



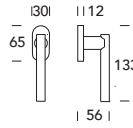
184MR817



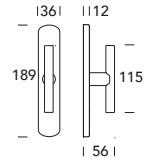
184MR916



184DK015



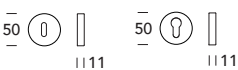
184MA070



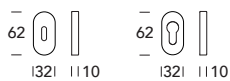
BOCCHETTE - ESCUTCHEONS



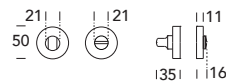
817KN - 817KY



009KN - 009KY



503N0817



Betty 183

Design **Reguitti Lab**

OTTONE
BRASS



02
Lucido verniciato
Polished varnished



Z8
Satinato cromato*
*Satin chrome**



08
Bronzato graffiato
Brushed bronzed



18
Nero opaco RAL 9005*
*Matt black RAL 9005**

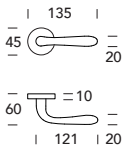
*Materiale TeknoMetal - TeknoMetal material



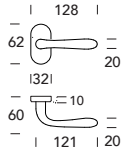
COLLEZIONE - COLLECTION



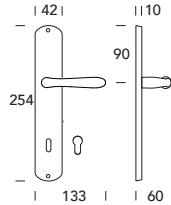
183MR416



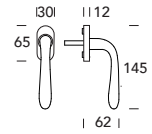
183MR916



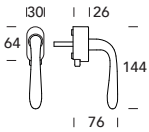
183MP188



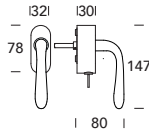
183DK024



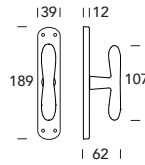
183DK075



141DKC80



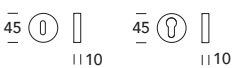
183MA189



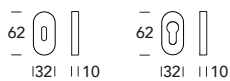
BOCCHETTE - ESCUTCHEONS



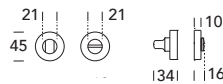
003KN - 003KY



009KN - 009KY



503NO416



Claudia 101

Design **Reguitti Lab**

OTTONE
BRASS



02
Lucido verniciato
Polished varnished



15
Satinato cromato
Satin chrome



05
Cromato lucido
Polished chrome



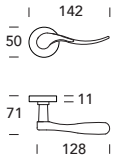
08
Bronzato graffiato
Brushed bronzed



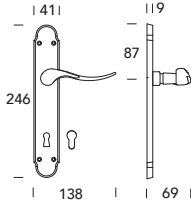
COLLEZIONE - COLLECTION



101MR817

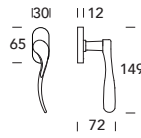


101MP040



DX

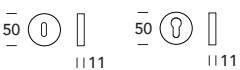
101DK015



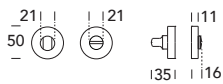
BOCCHETTE - ESCUTCHEONS



817KN - 817KY



503N0817



Collo basso 026

Design **Reguitti Lab**

OTTONE
BRASS

RIBASSATA
LOW-PROFILE HANDLE



02
Lucido verniciato
Polished varnished



18
Nero opaco RAL 9005
Matt black RAL 9005



08
Bronzato graffiato
Brushed bronzed



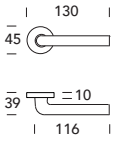
15
Satinato cromato
Satin chrome



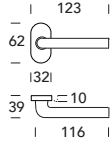
COLLEZIONE - COLLECTION



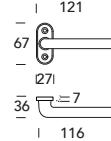
026MR416



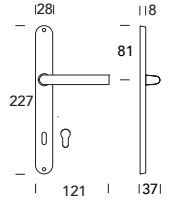
026MR916



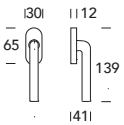
026MR007



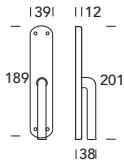
026MP026



026DK015



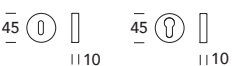
026SE189



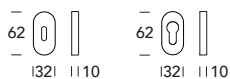
BOCCHETTE - ESCUTCHEONS



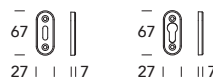
003KN - 003KY



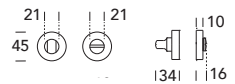
009KN - 009KY



0007KN - 0007KY



503NO416



Desy 137

Design **Reguitti Lab**

OTTONE
BRASS



02
Lucido verniciato
Polished varnished



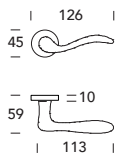
08
Bronzato graffiato
Brushed bronzed



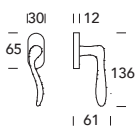
COLLEZIONE - COLLECTION



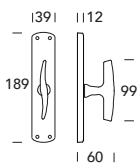
137MR416



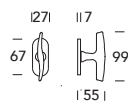
137DK015



137MA189



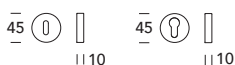
137MA007



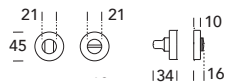
BOCCHETTE - ESCUTCHEONS



003KN - 003KY



503NO416



Elegance 005

Design **Paolo Scarpellini**

TEKNOMETAL



DESIGN REGISTRATO
REGISTERED DESIGN



18
Nero opaco RAL 9005
Matt black RAL 9005



K0
Bianco opaco RAL 9016
Matt white RAL 9016



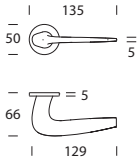
Z8
Satinato cromato
Satin chrome



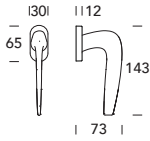
COLLEZIONE - COLLECTION



005MRT01



005DK015



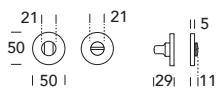
BOCCHETTE - ESCUTCHEONS



T01KN - T01KY



503NOT01



Elena 030

Design **Reguitti Lab**

OTTONE
BRASS



02
Lucido verniciato
Polished varnished



05
Cromato lucido
Polished chrome



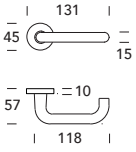
15
Satinato cromato
Satin chrome



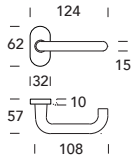
COLLEZIONE - COLLECTION



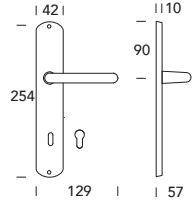
030MR416



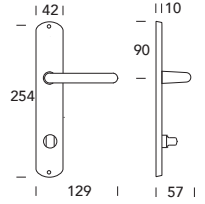
030MR916



030MP188



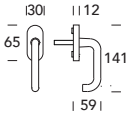
030PW188



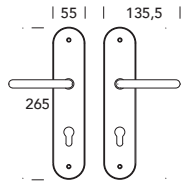
LINEA HOTEL - HOTEL LINE



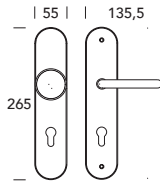
030DK024



030MP049



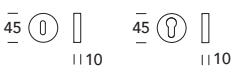
030PM356



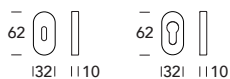
BOCCHETTE - ESCUTCHEONS



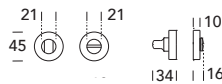
003KN - 003KY



009KN - 009KY



503NO416



Elisse 352 / 006

Design **Reguitti Lab**

OTTONE
BRASS



02
Lucido verniciato
Polished varnished



15
Satinato cromato
Satin chrome



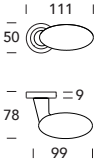
46
PVD Lucido oro
PVD Gold



COLLEZIONE - COLLECTION



352MR006



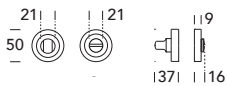
BOCCHETTE - ESCUTCHEONS



006KN - 006KY



503NO006



Elisse 352 / 817

Design **Reguitti Lab**

OTTONE
BRASS



02
Lucido verniciato
Polished varnished



18
Nero opaco RAL 9005
Matt black RAL 9005



08
Bronzato graffiato
Brushed bronzed



46
PVD Lucido oro
PVD Gold



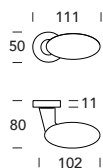
15
Satinato cromato
Satin chrome



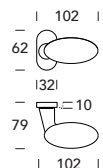
COLLEZIONE - COLLECTION



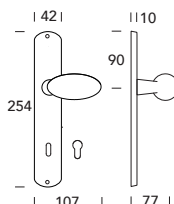
352MR817



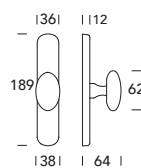
352MR916



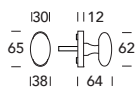
352MP188



352MA070



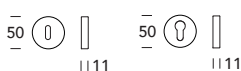
352TK015



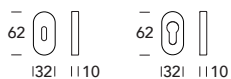
BOCCHETTE - ESCUTCHEONS



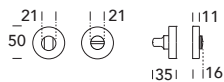
817KN - 817KY



009KN - 009KY



503NO817



Extra bassa B76

Design **Reguitti Lab**

OTTONE
BRASS



02
Lucido verniciato
Polished varnished



08
Bronzato graffiato
Brushed bronzed



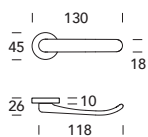
15
Satinato cromato
Satin chrome



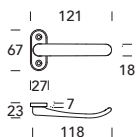
COLLEZIONE - COLLECTION



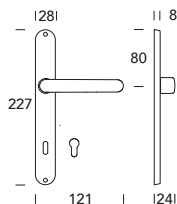
B76MR416



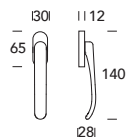
B76MR007



B76MP026



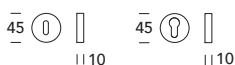
B76DK015



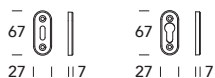
BOCCHETTE - ESCUTCHEONS



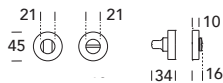
003KN - 003KY



007KN - 007KY



503NO416



Florida 016

Design **Reguitti Lab**

OTTONE
BRASS



02
Lucido verniciato
Polished varnished



15
Satinato cromato
Satin chrome



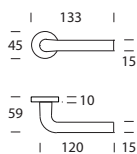
18
Nero opaco RAL 9005
Matt black RAL 9005



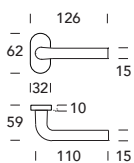
COLLEZIONE - COLLECTION



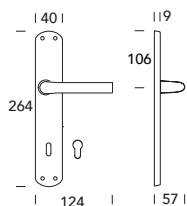
016MR416



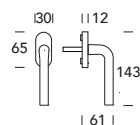
016MR916



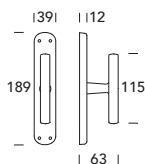
016MP265



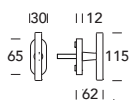
016DK024



016MA189



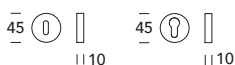
016TK015



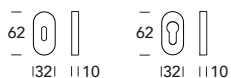
BOCCHETTE - ESCUTCHEONS



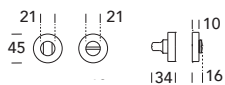
003KN - 003KY



009KN - 009KY



503NO416



Gentile 382

Design **Reguitti Lab**

OTTONE
BRASS



02
Lucido verniciato
Polished varnished



08
Bronzato graffiato
Brushed bronzed



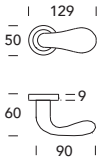
15
Satinato cromato
Satin chrome



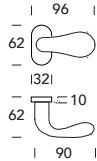
COLLEZIONE - COLLECTION



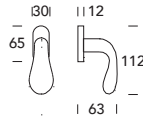
382MR006



382MR916



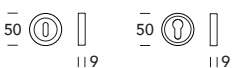
382DK015



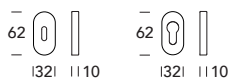
BOCCHETTE - ESCUTCHEONS



006KN - 006KY



009KN - 009KY



503NO006



Golf J15

Design **Reguitti Lab**

TEKNOMETAL



18
Nero opaco RAL 9005
Matt black RAL 9005



31
Nichelato satinato
Satin nickel



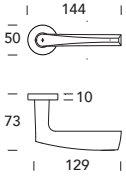
Z8
Satinato cromato
Satin chrome



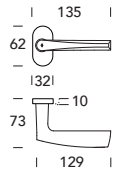
COLLEZIONE - COLLECTION



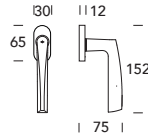
J15MR817



J15MR916



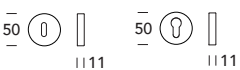
J15DK015



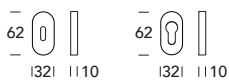
BOCCHETTE - ESCUTCHEONS



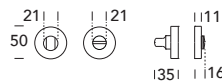
817KN - 817KY



009KN - 009KY



503N0817



Ixia J40

Design **Reguitti Lab**

TEKNOMETAL



18
Nero opaco RAL 9005
Matt black RAL 9005



K0
Bianco opaco RAL 9016
Matt white RAL 9016



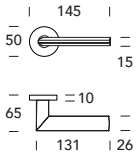
Z8
Satinato cromato
Satin chrome



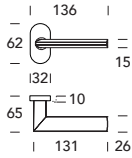
COLLEZIONE - COLLECTION



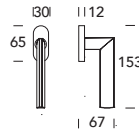
J40MR817



J40MR916



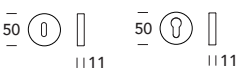
J40DK015



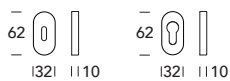
BOCCHETTE - ESCUTCHEONS



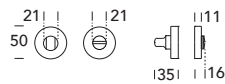
817KN - 817KY



009KN - 009KY



503NO817



Lory 127

Design **Reguitti Lab**

OTTONE
BRASS



02
Lucido verniciato
Polished varnished



15
Satinato cromato
Satin chrome



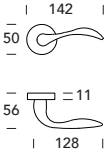
8F
Bronzato graffiato opaco
Matt brushed bronzed



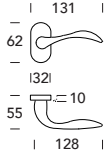
COLLEZIONE - COLLECTION



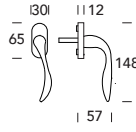
127MR817



127MR916



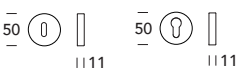
127DK024



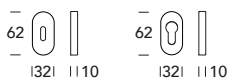
BOCCHETTE - ESCUTCHEONS



817KN - 817KY



009KN - 009KY



503N0817



L-Plus 140

Design **Reguitti Lab**

OTTONE
BRASS



F2
Satinato cromato / Cromato
Satin chrome / Chrome



F4
Laccato nero opaco / Cromato
Matt black painted / Chrome



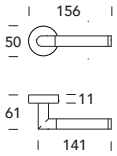
F5
Laccato nero opaco / Satinato cromato
Matt black painted / Satin chrome



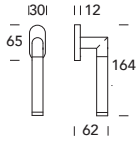
COLLEZIONE - COLLECTION



140MR817



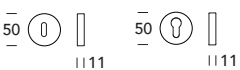
140DK015



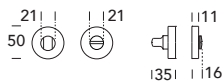
BOCCHETTE - ESCUTCHEONS



817KN - 817KY



503NO817



Monia 037

Design **Reguitti Lab**

OTTONE
BRASS



02
Lucido verniciato
Polished varnished



08
Bronzato graffiato
Brushed bronzed



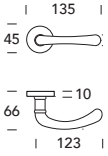
15
Satinato cromato
Satin chrome



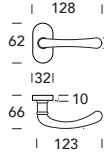
COLLEZIONE - COLLECTION



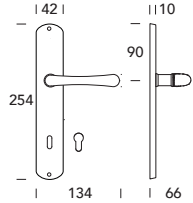
037MR416



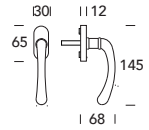
037MR916



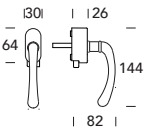
037MP188



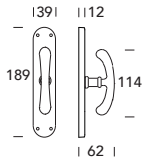
037DK024



037DK075



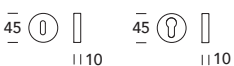
037MA189



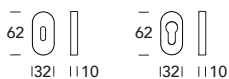
BOCCHETTE - ESCUTCHEONS



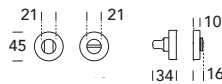
003KN - 003KY



009KN - 009KY



503NO416




Norma 128

Design **Reguitti Lab**

OTTONE
BRASS

Misure impugnatura a norma UNI EN 179/2002
Lever handle size according to UNI EN 179/2002



15
Satinato cromato
Satin chrome



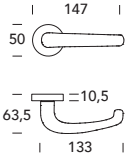
46
PVD Lucido oro
PVD Gold



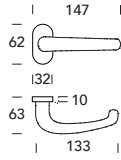
COLLEZIONE - COLLECTION



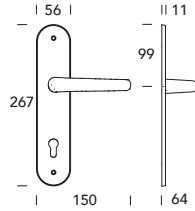
128MR817



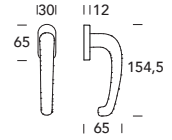
128MR916



128MP049



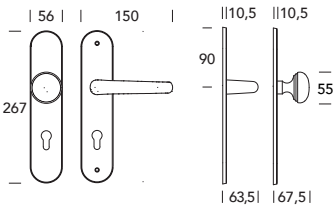
128DK015



LINEA HOTEL - HOTEL LINE



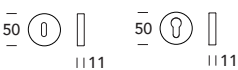
128PM356



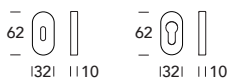
BOCCHETTE - ESCUTCHEONS



817KN - 817KY



009KN - 009KY



503NO817



Q-10 119

Design **Reguitti Lab**

OTTONE
BRASS



05
Cromato lucido
Polished chrome



15
Satinato cromato
Satin chrome



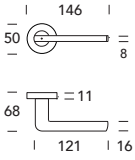
18
Nero opaco RAL 9005
Matt black RAL 9005



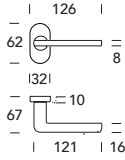
COLLEZIONE - COLLECTION



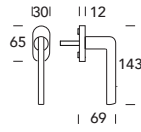
119MR817



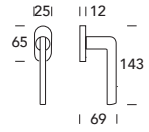
119MR916



119DK024



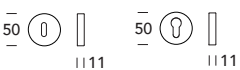
119DK025



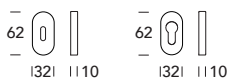
BOCCHETTE - ESCUTCHEONS



817KN - 817KY



009KN - 009KY



503N0817



Sabina 031

Design **Reguitti Lab**

OTTONE
BRASS



02
Lucido verniciato
Polished varnished



18
Nero opaco RAL 9005*
*Matt black RAL 9005**



08
Bronzato graffiato
Brushed bronzed



Z8
Satinato cromato*
*Satin chrome**



15
Satinato cromato
Satin chrome

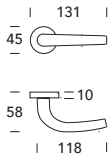
*Materiale TeknoMetal - TeknoMetal material



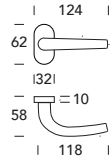
COLLEZIONE - COLLECTION



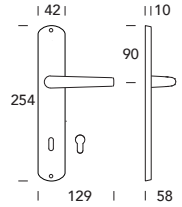
031MR416



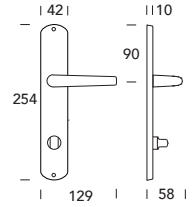
031MR916



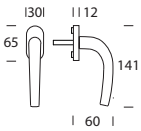
031MP188



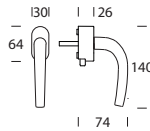
031PW188



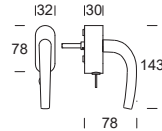
031DK024



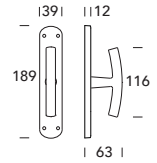
031DK075



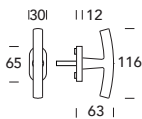
031DKC80



031MA189




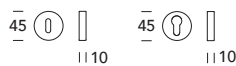
031TK015



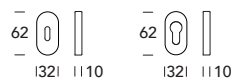
BOCCHETTE - ESCUTCHEONS



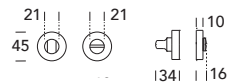
003KN - 003KY



009KN - 009KY



503NO416



Sasha 173

Design **Reguitti Lab**

OTTONE
BRASS



38
Satinato verniciato / Lucido verniciato
Satin varnished / Polished varnished



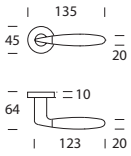
K2
Satinato cromato / Cromato
Satin chrome / Chrome



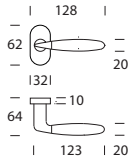
COLLEZIONE - COLLECTION



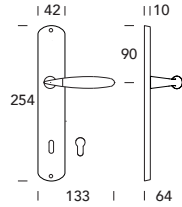
173MR416



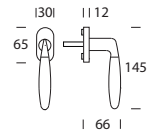
173MR916



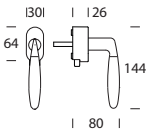
173MP188



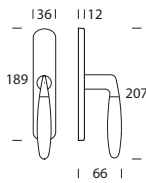
173DK024



173DK075



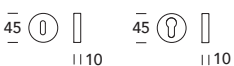
173SE070



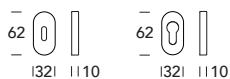
BOCCHETTE - ESCUTCHEONS



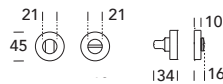
003KN - 003KY



009KN - 009KY



503NO416



Spring 141

Design **Reguitti Lab**

TEKNOMETAL



18

Nero opaco RAL 9005
Matt black RAL 9005



K0

Bianco opaco RAL 9016
Matt white RAL 9016



Z8

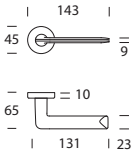
Satinato cromato
Satin chrome



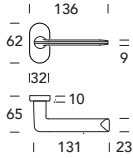
COLLEZIONE - COLLECTION



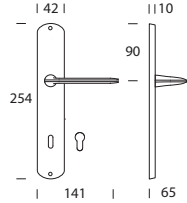
141MR416



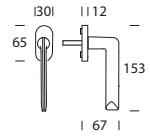
141MR916



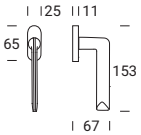
141MP188



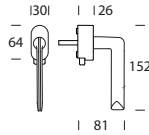
141DK024



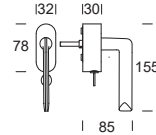
141DK025



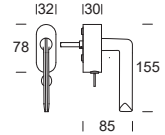
141DK075



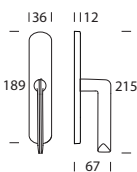
141DKC80



141DKT80




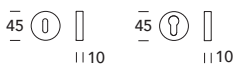
141SE070



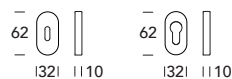
BOCCHETTE - ESCUTCHEONS



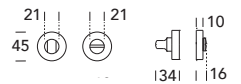
003KN - 003KY



009KN - 009KY



503NO416





 REGUETTI

MANIGLIE - HANDLES

LINEA VINTAGE


Vintage Line

Charme	152
Cinzia	154
Epoca	156
Ginevra	158
Ovalino	164
Praga	172
Romea	174
Tosca	178
Tuscania	180
Vienna	182

Charme 900


Design **Reguitti Lab**

OTTONE
BRASS



18
Nero opaco RAL 9005
Matt black RAL 9005



 **8K**
Ruggine
Oxid



 **47**
Argento vecchio
Old silver



 **BQ**
Antico
Antique



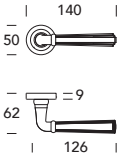
 **1M**
Ottone rustico
Rustic brass



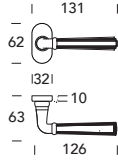
COLLEZIONE - COLLECTION



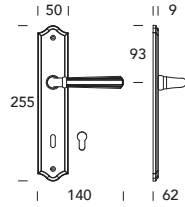
900MR006



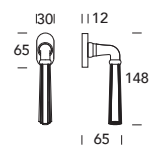
900MR916



900MP039



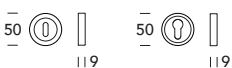
900DK015



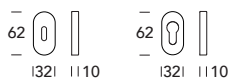
BOCCHETTE - ESCUTCHEONS



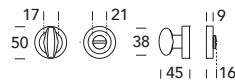
006KN - 006KY



009KN - 009KY



512NO006



Cinzia 069

Design **Reguitti Lab**

OTTONE
BRASS



54

Porcellana bianca / Argento vecchio
White porcelain / Old silver



85

Porcellana nero opaco / Argento vecchio
Black porcelain / Old silver



59

Porcellana champagne / Antico
Champagne porcelain / Antique



61

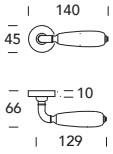
Porcellana bianca / Lucido verniciato
White porcelain / Polished varnished



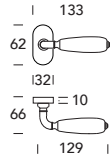
COLLEZIONE - COLLECTION



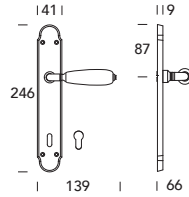
069MR416



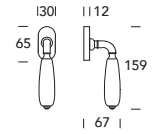
069MR916



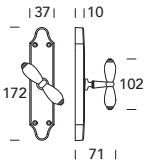
069MP040



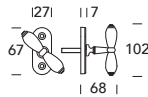
069DK015



069MA040



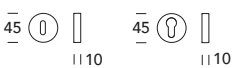
069MA007



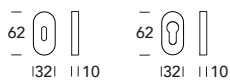
BOCCHETTE - ESCUTCHEONS



003KN - 003KY



009KN - 009KY



503NO416



Epoca 800

Design **Reguitti Lab**

OTTONE
BRASS



18
Nero opaco RAL 9005
Matt black RAL 9005



8F
Bronzato graffiato opaco
Matt brushed bronzed



47
Argento vecchio
Old silver



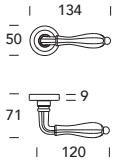
1M
Ottone rustico
Rustic brass



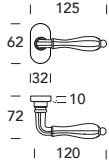
COLLEZIONE - COLLECTION



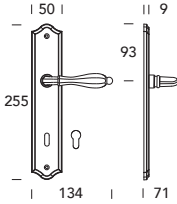
800MR006



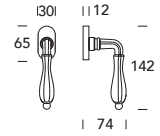
800MR916



800MP039



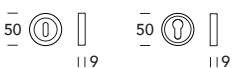
800DK015



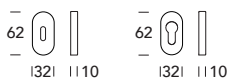
BOCCHETTE - ESCUTCHEONS



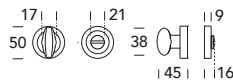
006KN - 006KY



009KN - 009KY



512NO006



Ginevra 040 / 006

Design **Reguitti Lab**

OTTONE
BRASS



02
Lucido verniciato
Polished varnished



08
Bronzato graffiato
Brushed bronzed



18
Nero opaco RAL 9005
Matt black RAL 9005



 **47**
Argento vecchio
Old silver




 **1M**
Ottone rustico
Rustic brass



 **8F**
Bronzato graffiato opaco
Matt brushed bronzed



 **8K**
Ruggine
Oxid



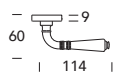
 **BQ**
Antico
Antique



COLLEZIONE - COLLECTION



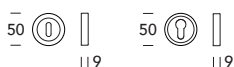
040MR006



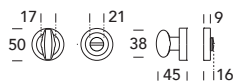
BOCCHETTE - ESCUTCHEONS



006KN - 006KY



503N0006



Ginevra 040 / 202

Design **Reguitti Lab**

OTTONE
BRASS




02
Lucido verniciato
Polished varnished



 **47**
Argento vecchio
Old silver



 **8K**
Ruggine
Oxid




08
Bronzato graffiato
Brushed bronzed



 **1M**
Ottone rustico
Rustic brass



 **BQ**
Antico
Antique



18
Nero opaco RAL 9005
Matt black RAL 9005



 **8F**
Bronzato graffiato opaco
Matt brushed bronzed



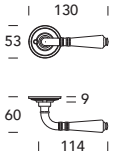
 **R6**
Grey retrò
Grey retrò



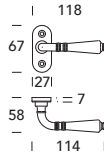
COLLEZIONE - COLLECTION



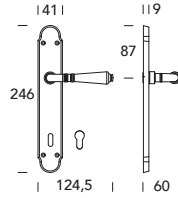
040MR202



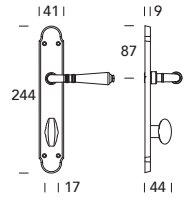
040MR007



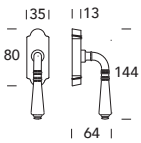
040MP040



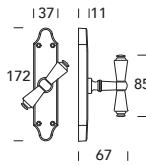
040PG040



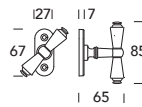
040DK014



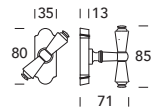
040MA040



040MA007



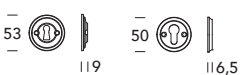
040TK014



BOCCHETTE - ESCUTCHEONS



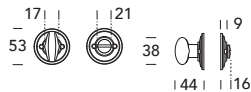
202KN - 202KY



007KN - 007KY



512NO202



Ginevra 040 / 416

Design **Reguitti Lab**

OTTONE
BRASS



02
Lucido verniciato
Polished varnished



08
Bronzato graffiato
Brushed bronzed



18
Nero opaco RAL 9005
Matt black RAL 9005



47
Argento vecchio
Old silver



1M
Ottone rustico
Rustic brass



8F
Bronzato graffiato opaco
Matt brushed bronzed



8K
Ruggine
Oxid



BQ
Antico
Antique



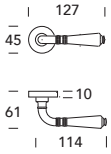
R6
Grey retrò
Grey retrò



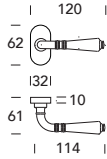
COLLEZIONE - COLLECTION



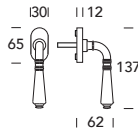
040MR416



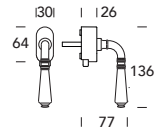
040MR916



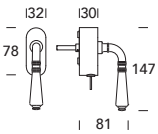
040DK024



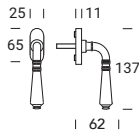
040DK075



040DKC80



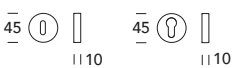
040DKR25



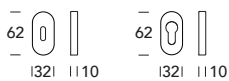
BOCCHETTE - ESCUTCHEONS



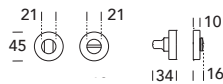
003KN - 003KY



009KN - 009KY



503NO416



Ovalino 190 / CR063

Design **Reguitti Lab**

OTTONE
BRASS



02
Lucido verniciato
Polished varnished



08
Bronzato graffiato
Brushed bronzed



15
Satinato cromato
Satin chrome



18
Nero opaco RAL 9005
Matt black RAL 9005



47
Argento vecchio
Old silver



1M
Ottone rustico
Rustic brass



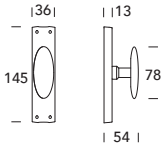
BQ
Antico
Antique



COLLEZIONE - COLLECTION



190CR063



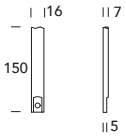
411NT



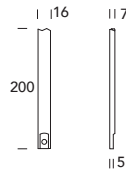
411NL



410AT150



410AT200

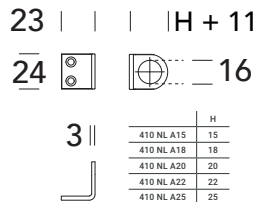



-  **02**
Lucido verniciato
Polished varnished
-  **08**
Bronzato graffiato
Brushed bronzed
-  **15**
Satinato cromato
Satin chrome
-  **18**
Nero opaco RAL 9005
Matt black RAL 9005
-  **29**
Antico
Antique
-  **47**
Argento vecchio
Old silver
-  **1V**
Ottone grezzo
Raw brass

MANIGLIE - HANDLES



410NLA



-  **1M**
Ottone rustico
Rustic brass



Ovalino 191 / 416

Design **Reguitti Lab**

OTTONE
BRASS



02
Lucido verniciato
Polished varnished



1M
Ottone rustico
Rustic brass



15
Satinato cromato
Satin chrome



BQ
Antico
Antique



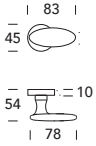
47
Argento vecchio
Old silver



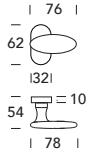
COLLEZIONE - COLLECTION



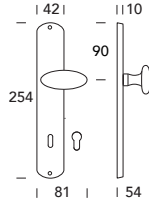
191MR416



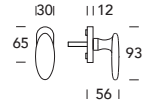
191MR916



191MP188



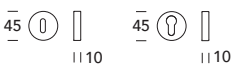
191DK024



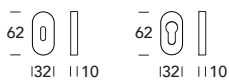
BOCCHETTE - ESCUTCHEONS



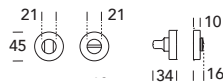
003KN - 003KY



009KN - 009KY



503NO416



Ovalino 191 / T36

Design **Reguitti Lab**

OTTONE
BRASS



02
Lucido verniciato
Polished varnished



 **BQ**
Antico
Antique



 **47**
Argento vecchio
Old silver



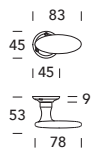
 **1M**
Ottone rustico
Rustic brass



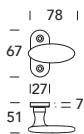
COLLEZIONE - COLLECTION



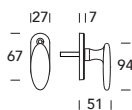
191MRT36



191MR007



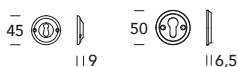
191SE007



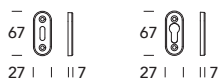
BOCCHETTE - ESCUTCHEONS



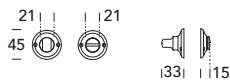
T36KN - 202KY



007KN - 007KY



503NOT36



Ovalino T 190

Design **Reguitti Lab**

OTTONE
BRASS



02
Lucido verniciato
Polished varnished



BQ
Antico
Antique



47
Argento vecchio
Old silver



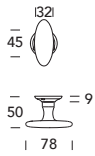
1M
Ottone rustico
Rustic brass



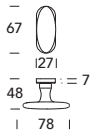
COLLEZIONE - COLLECTION



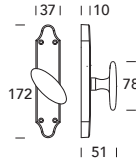
190MRT36



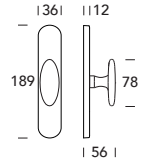
190MR007



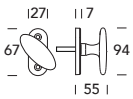
190MA040



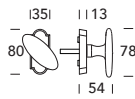
190MA070



190MA007



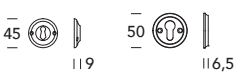
190TK014



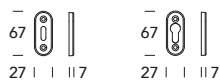
BOCCHETTE - ESCUTCHEONS



T36KN - 202KY



007KN - 007KY



503NOT36



Praga 166

Design **Reguitti Lab**

OTTONE
BRASS



02
Lucido verniciato
Polished varnished



 **1M**
Ottone rustico
Rustic brass



18
Nero opaco RAL 9005
Matt black RAL 9005



 **8K**
Ruggine
Oxid



 **47**
Argento vecchio
Old silver



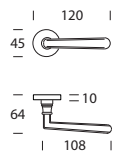
 **BQ**
Antico
Antique



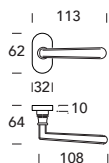
COLLEZIONE - COLLECTION



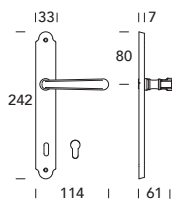
166MR416



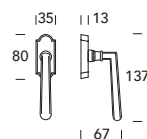
166MR916



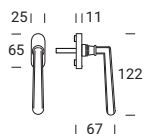
166MP166



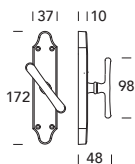
166DK014



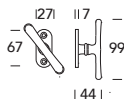
166DKR25



166MA040



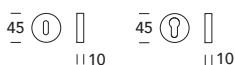
166MA007



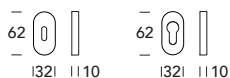
BOCCHETTE - ESCUTCHEONS



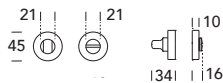
003KN - 003KY



009KN - 009KY



503NO416



Romea 189 / 202

Design **Reguitti Lab**

OTTONE
BRASS



47
Argento vecchio
Old silver



BQ
Antico
Antique



1M
Ottone rustico
Rustic brass



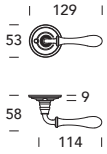
8K
Ruggine
Oxid brass



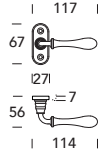
COLLEZIONE - COLLECTION



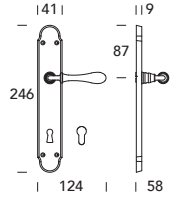
189MR202



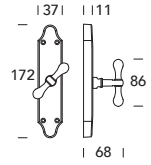
189MR007



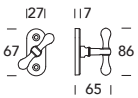
189MP040



189MA040



189MA007



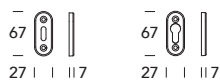
BOCCHETTE - ESCUTCHEONS



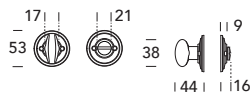
202KN - 202KY



007KN - 007KY



503NO202



Romea 189 / 416


Design **Reguitti Lab**

OTTONE
BRASS



02
Lucido verniciato
Polished varnished




 **8K**
Ruggine
Oxid




 **47**
Argento vecchio
Old silver



 **BQ**
Antico
Antique



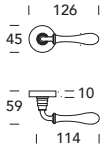
 **1M**
Ottone rustico
Rustic brass



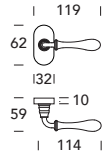
COLLEZIONE - COLLECTION



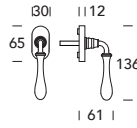
189MR416



189MR916



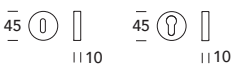
189DK024



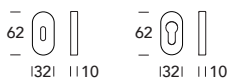
BOCCHETTE - ESCUTCHEONS



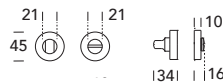
003KN - 003KY



009KN - 009KY



503NO416



Tosca 049

Design **Reguitti Lab**

OTTONE
BRASS



02
Lucido verniciato
Polished varnished



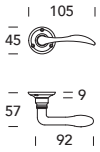
1M
Ottone rustico
Rustic brass



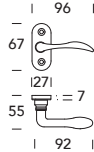
COLLEZIONE - COLLECTION



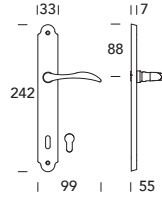
049MRT36



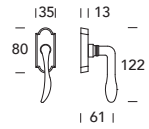
049MR007



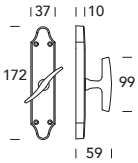
049MP166



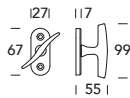
049DK014



049MA040



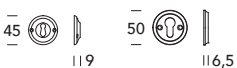
049MA007



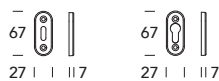
BOCCHETTE - ESCUTCHEONS



T36KN - 202KY



007KN - 007KY



503NOT36



Tuscania T36

Design **Reguitti Lab**

OTTONE
BRASS



02
Lucido verniciato
Polished varnished



1M
Ottone rustico
Rustic brass



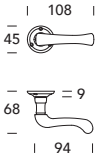
8F
Bronzato graffiato opaco
Matt brushed bronzed



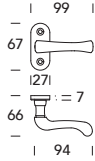
COLLEZIONE - COLLECTION



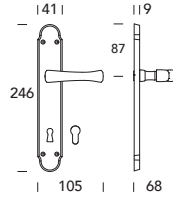
T36MRT36



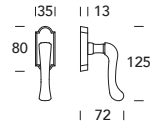
T36MR007



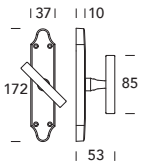
T36MP040



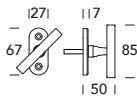
T36DK014



T36MA040



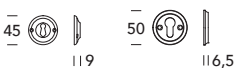
T36MA007



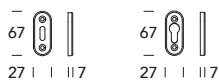
BOCCHETTE - ESCUTCHEONS



T36KN - 202KY



007KN - 007KY



503NOT36



Vienna 167


Design **Reguitti Lab**

OTTONE
BRASS



02
Lucido verniciato
Polished varnished




 **BQ**
Antico
Antique



 **47**
Argento vecchio
Old silver



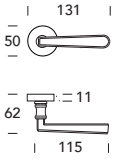
 **1M**
Ottone rustico
Rustic brass



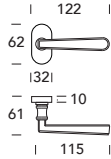
COLLEZIONE - COLLECTION



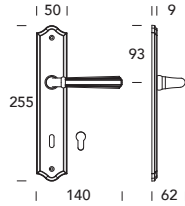
167MR817



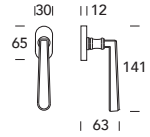
167MR916



167MP039



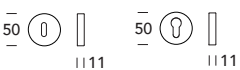
167DK015



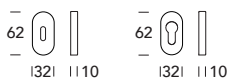
BOCCHETTE - ESCUTCHEONS



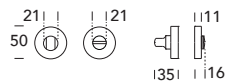
817KN - 817KY



009KN - 009KY



503N0817






 REGUITTI



MANIGLIONI

Pull Handles

LINEA QUADRA Square Line	186
LINEA TONDA Round Line	192
LINEA VINTAGE Vintage Line	204



 **REGUITTI**

MANIGLIONI - PULL HANDLES

LINEA QUADRA

Square Line

One	188
Q-Star	189
Quark	191



One 10N

Design **Reguitti Lab**

MANIGLIONE DRITTO SINGOLO
STRAIGHT SINGLE PULL HANDLE

ALUPLUS



NO
Nero satinato
Satin black

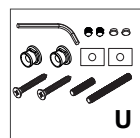
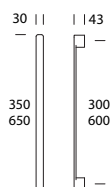


NR
Nero opaco RAL 9005
Matt black RAL 9005



NW
Bianco opaco RAL 9016
Matt white RAI 9016

10NMD



Q-Star 429

Design **Regutti Lab**

MANIGLIONE DRITTO SINGOLO
STRAIGHT SINGLE PULL HANDLE

OTTONE - BRASS



05
Cromato lucido
Polished chrome



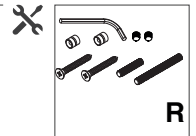
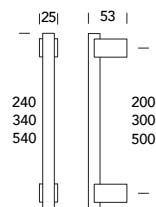
15
Satinato cromato
Satin chrome



18
Nero opaco RAL 9005
Matt black RAL 9005

MANIGLIONI - PULL HANDLES

429MD



Q-Star 429 / Q50

Design **Reguitti Lab**

MANIGLIONE DRITTO SINGOLO
STRAIGHT SINGLE PULL HANDLE

OTTONE - BRASS



05
Cromato lucido
Polished chrome

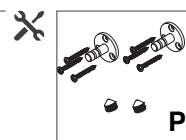
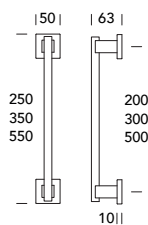


15
Satinato cromato
Satin chrome



18
Nero opaco RAL 9005
Matt black RAL 9005

429MDQ50




Quark 425

Design **Regutti Lab**

MANIGLIONE SPOSTATO SINGOLO
OFFSET SINGLE PULL HANDLE

OTTONE - BRASS



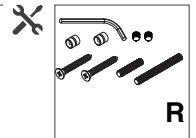
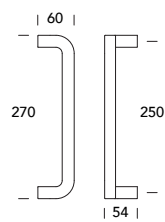
15
Satinato cromato
Satin chrome



18
Nero opaco RAL 9005
Matt black RAL 9005

MANIGLIONI - PULL HANDLES

425MS





LINEA TONDA

Round Line

Alma	194
Archi	196
Artemio	197
Duna	198
Eden	199
Lineo	200
Monia	201
Sun	202

Alma 185 / 006

Design **Regutti Lab**

MANIGLIONE DRITTO SINGOLO
STRAIGHT SINGLE PULL HANDLE

OTTONE - BRASS



98
PVD Inox satinato
PVD Satin inox



08
Bronzato graffiato
Brushed bronzed

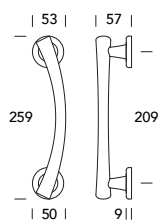


15
Satinato cromato
Satin chrome



46
PVD Lucido oro
PVD Gold

185MS006



Alma 185 / C07

Design **Regutti Lab**

MANIGLIONE SPOSTATO SINGOLO
OFFSET SINGLE PULL HANDLE

OTTONE - BRASS



08
Bronzato graffiato
Brushed bronze


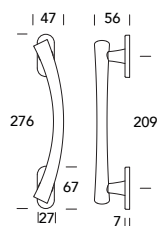


15
Satinato cromato
Satin chrome



46
PVD Lucido oro
PVD Gold

185MSC07



MANIGLIONI - PULL HANDLES

Archi 335

Design **Reguitti Lab**

MANIGLIONE DRITTO SINGOLO
STRAIGHT SINGLE PULL HANDLE

OTTONE - BRASS



98
PVD Inox satinato
PVD Satin inox



08
Bronzato graffiato
Brushed bronzed


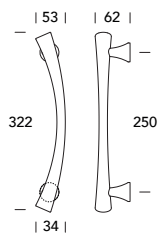


15
Satinato cromato
Satin chrome



46
PVD Lucido oro
PVD Gold

335MS



Artemio 325

Design **Reguitti Lab**

MANIGLIONE SPOSTATO SINGOLO
OFFSET SINGLE PULL HANDLE

OTTONE - BRASS



18
Nero opaco RAL 9005
Matt black RAL 9005



46
PVD Lucido oro
PVD Gold



98
PVD Inox satinato
PVD Satin inox



02
Lucido verniciato
Polished varnished

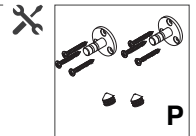
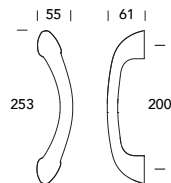


08
Bronzato graffiato
Brushed bronzed



15
Satinato cromato
Satin chrome

325MS



MANIGLIONI - PULL HANDLES

Duna 319

Design **Regutti Lab**

MANIGLIONE SPOSTATO SINGOLO
OFFSET SINGLE PULL HANDLE

OTTONE - BRASS



46
PVD Lucido oro
PVD Gold



98
PVD Inox satinato
PVD Satin inox



BQ
Antico
Antique



02
Lucido verniciato
Polished varnished

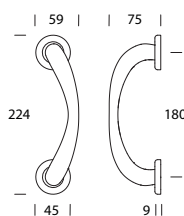


08
Bronzato graffiato
Brushed bronzed



15
Satinato cromato
Satin chrome

319MS006



Eden 327

Design **Regutti Lab**

MANIGLIONE SPOSTATO SINGOLO
OFFSET SINGLE PULL HANDLE

OTTONE - BRASS



46
PVD Lucido oro
PVD Gold



98
PVD Inox satinato
PVD Satin inox



08
Bronzato graffiato
Brushed bronzed

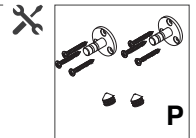
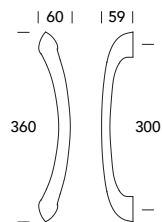


15
Satinato cromato
Satin chrome



18
Nero opaco RAL 9005
Matt black RAL 9005

327MS



Lineo 160-200

Design **Reguitti Lab**

MANIGLIONE DRITTO SINGOLO
STRAIGHT SINGLE PULL HANDLE

TEKNOMETAL



08
Bronzato graffiato
Brushed bronze

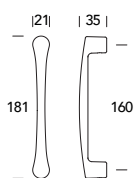


18
Nero opaco RAL 9005
Matt black RAL 9005

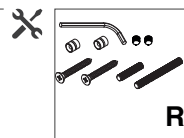
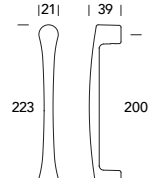


Z8
Satinato cromato
Satin chrome

160MD



200MD



Monia 037

Design **Reguitti Lab**

MANIGLIONE SPOSTATO SINGOLO
OFFSET SINGLE PULL HANDLE

OTTONE - BRASS



02
Lucido verniciato
Polished varnished




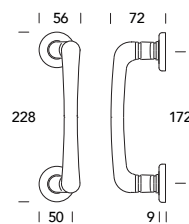
08
Bronzato graffiato
Brushed bronzed



15
Satinato cromato
Satin chrome

MANIGLIONI - PULL HANDLES

037MS006



Sun 320-330 / 006

Design **Reguitti Lab**

MANIGLIONE SPOSTATO SINGOLO
OFFSET SINGLE PULL HANDLE

OTTONE - BRASS

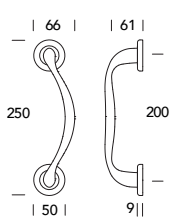


08
Bronzato graffiato
Brushed bronzed

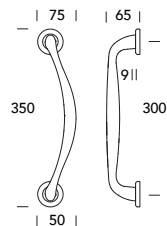


15
Satinato cromato
Satin chrome

320MS006



330MS006



Sun 320-330

Design **Reguitti Lab**

MANIGLIONE SPOSTATO SINGOLO
OFFSET SINGLE PULL HANDLE

OTTONE - BRASS

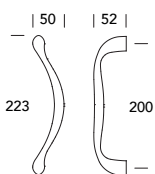


08
Bronzato graffiato
Brushed bronze

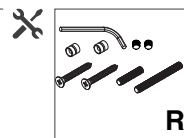
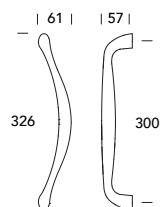


15
Satinato cromato
Satin chrome

320MS



330MS



MANIGLIONI - PULL HANDLES

LINEA VINTAGE

Vintage Line

Ginevra	206
Monaco	210

Ginevra 040 / 006

Design **Reguitti Lab**

MANIGLIONE DRITTO SINGOLO
STRAIGHT SINGLE PULL HANDLE

OTTONE - BRASS



8K
Ruggine
Oxid



BQ
Antico
Antique



46
PVD Lucido oro
PVD Gold



47
Argento vecchio
Old silver



1M
Ottone rustico
Rustic brass



02
Lucido verniciato
Polished varnished

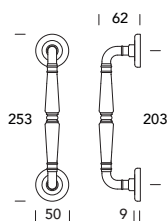


08
Bronzato graffiato
Brushed bronzed



18
Nero opaco RAL 9005
Matt black RAL 9005

040MD006



Ginevra 040 / 202

Design **Reguitti Lab**

MANIGLIONE DRITTO SINGOLO
STRAIGHT SINGLE PULL HANDLE

OTTONE - BRASS



R6
Grey retrò
Grey retrò



1M
Ottone rustico
Rustic brass



8K
Ruggine
Oxid



BQ
Antico
Antique



02
Lucido verniciato
Polished varnished



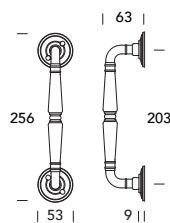
08
Bronzato graffiato
Brushed bronzed



47
Argento vecchio
Old silver



040MD202



Ginevra S 040 / 006

Design **Regutti Lab**

MANIGLIONE SPOSTATO SINGOLO
OFFSET SINGLE PULL HANDLE

OTTONE - BRASS



47
Argento vecchio
Old silver



1M
Ottone rustico
Rustic brass



BQ
Antico
Antique



02
Lucido verniciato
Polished varnished

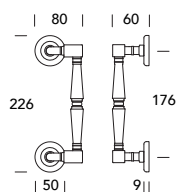


08
Bronzato graffiato
Brushed bronzed



18
Nero opaco RAL 9005
Matt black RAL 9005

040MS006



Ginevra S 040 / 202

Design **Regutti Lab**

MANIGLIONE SPOSTATO SINGOLO
OFFSET SINGLE PULL HANDLE

OTTONE - BRASS



1M
Ottone rustico
Rustic brass



BQ
Antico
Antique



R6
Grey retrò
Grey retrò



02
Lucido verniciato
Polished varnished

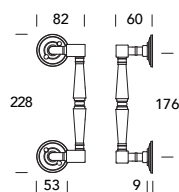


18
Nero opaco RAL 9005
Matt black RAL 9005



47
Argento vecchio
Old silver

040MS202



MANIGLIONI - PULL HANDLES

Monaco 338

Design **Reguitti Lab**

MANIGLIONE SPOSTATO SINGOLO
OFFSET SINGLE PULL HANDLE

OTTONE - BRASS



BQ
Antico
Antique



08
Bronzato graffiato
Brushed bronzed

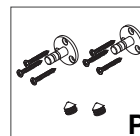
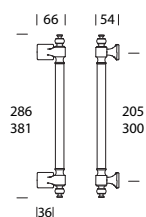


47
Argento vecchio
Old silver



1M
Ottone rustico
Rustic brass

338MS00P





 REGUITTI



BATTENTI

Door Knockers

Anello	214
Barocco	215
Giove	216
Helios	218

Anello 008

Design **Reguitti Lab**

OTTONE - BRASS



15
Satinato cromato
Satin chrome

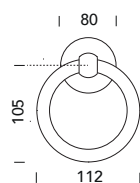


08
Bronzato graffiato
Brushed bronzed

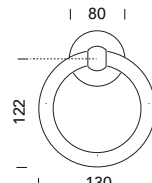


02
Lucido verniciato
Polished varnished

008BA011



008BA013



Barocco 010

Design **Reguitti Lab**

OTTONE - BRASS



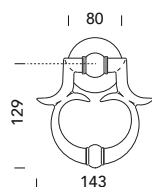
08
Bronzato graffiato
Brushed bronzed



02
Lucido verniciato
Polished varnished

BATTENTI - DOOR KNOCKERS

010BAR80



Giove 006 / 60R

Design **Reguitti Lab**

OTTONE - BRASS



15
Satinato cromato
Satin chrome



98
PVD Inox satinato
PVD Satin inox



08
Bronzato graffiato
Brushed bronzed

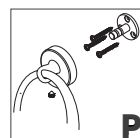
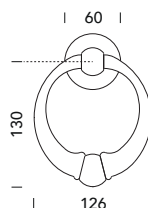


46
PVD Lucido oro
PVD Gold



02
Lucido verniciato
Polished varnished

006BA60R



Giove 006 / 73R

Design **Reguitti Lab**

OTTONE - BRASS



BQ
Antico
Antique



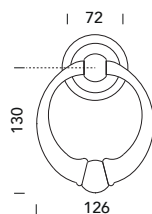
1M
Ottone rustico
Rustic brass



47
Argento vecchio
Old silver

BATTENTI - DOOR KNOCKERS

006BA73R



Helios 013

Design **Reguitti Lab**

OTTONE - BRASS



BQ
Antico
Antique

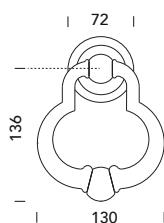


1M
Ottone rustico
Rustic brass



47
Argento vecchio
Old silver

013BA73R






 REGUITTI



POMOLI

Knobs

LINEA QUADRA	222
Square Line	
LINEA TONDA	228
Round Line	



 **REGUITTI**

POMOLI

-

KNOBS

LINEA QUADRA

Square Line

One	224
Q-Arte	225
Quadro	226



One 10N

Design **Reguitti Lab**

ALUPLUS



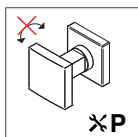
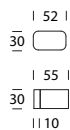
NW
Bianco opaco RAL 9016
Matt white RAL 9016



NR
Nero opaco RAL 9005
Matt black RAL 9005



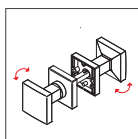
NO
Nero satinato
Satin black



FISSO - FIXED

10NPF10N

XP



GIREVOLE - SETS

10NPR10N

Q-Arte 124

Design **Reguitti Lab**



OTTONE - BRASS



31
Nichelato satinato
Satin nickel



18
Nero opaco RAL 9005
Matt black RAL 9005

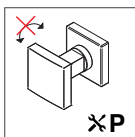
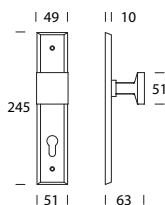


15
Satinato cromato
Satin chrome

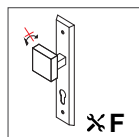


05
Cromato lucido
Polished chrome

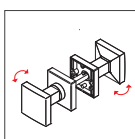
POMOLI - KNOBS



FISSO - FIXED
124PF8Q6



FISSO - FIXED
124PF130



GIREVOLE - SETS
124PR8Q6

Quadro 353

Design **Reguitti Lab**

TEKNOMETAL



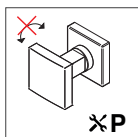
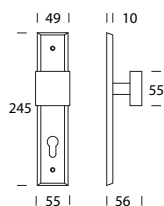
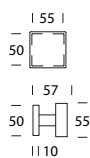
Z8

Satinato cromato
Satin chrome

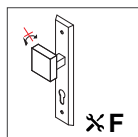


18

Nero opaco RAL 9005
Matt black RAL 9005



FISSO - FIXED
353PF8Q6




FISSO - FIXED
353PF130

Quardo S 354

Design **Reguitti Lab**

TEKNOMETAL

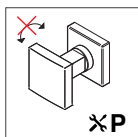
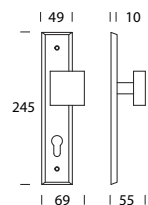
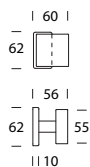
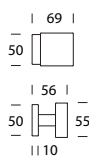


Z8
Satinato cromato
Satin chrome



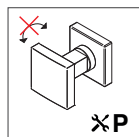
18
Nero opaco RAL 9005
Matt black RAL 9005

POMOLI - KNOBS



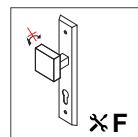
FISSO - FIXED
354PF8Q6

✕P



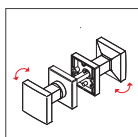
FISSO - FIXED
354PF0Q9

✕P

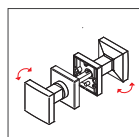


FISSO - FIXED
354PF130

✕F



GIREVOLE - SETS
354PR8Q6



GIREVOLE - SETS
354PR0Q9



POMOLI

-

KNOBS

LINEA TONDA

Round Line

Apollo	230
Ario	231
Atlantide	232
Cosmo	233
Margherita	238
Ovum	239
Sfera	241
Triangolo	242
Unico	243

Apollo 055

Design **Reguitti Lab**

OTTONE - BRASS



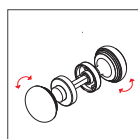
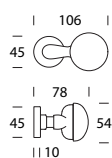
15
Satinato cromato
Satin chrome



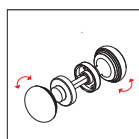
08
Bronzato graffiato
Brushed bronzed



02
Lucido verniciato
Polished varnished



GIREVOLE - SETS
055PR416



GIREVOLE - SETS
055PR916

Ario 345

Design **Reguitti Lab**

OTTONE - BRASS



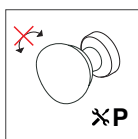
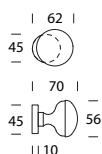
15
Satinato cromato
Satin chrome



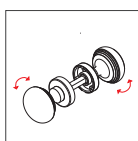
08
Bronzato graffiato
Brushed bronzed



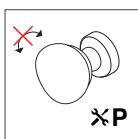
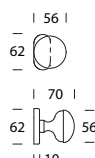
02
Lucido verniciato
Polished varnished



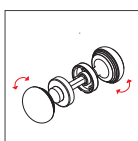
FISSO - FIXED
345PF002



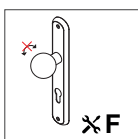
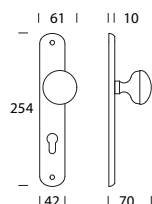
GIREVOLE - SETS
345PR406



FISSO - FIXED
345PF906



GIREVOLE - SETS
345PR906



FISSO - FIXED
345PF188

Atlantide 346

Design **Reguitti Lab**

OTTONE - BRASS



46
PVD Lucido oro
PVD Gold



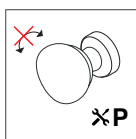
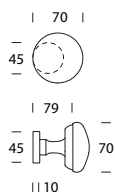
15
Satinato cromato
Satin chrome



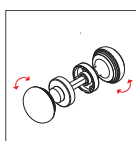
08
Bronzato graffiato
Brushed bronzed



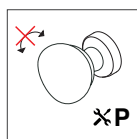
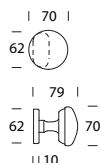
02
Lucido verniciato
Polished varnished



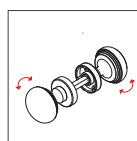
FISSO - FIXED
346PF002



GIREVOLE - SETS
346PR406



FISSO - FIXED
346PF906




GIREVOLE - SETS
346PR906

Cosmo E56 / 002

Design **Reguitti Lab**

OTTONE - BRASS



BQ
Antico
Antique

15
Satinato cromato
Satin chrome

8K
Ruggine
Oxid

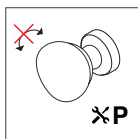
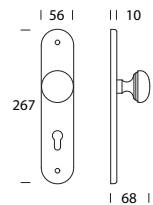
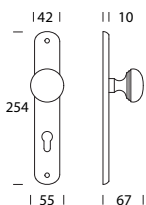
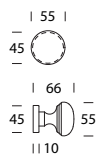
08
Bronzato graffiato
Brushed bronzed

47
Argento vecchio
Old silver

05
Cromato lucido
Polished chrome

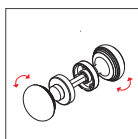
46
PVD Lucido oro
PVD Gold

02
Lucido verniciato
Polished varnished

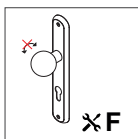


FISSO - FIXED
E56PF002

✕P

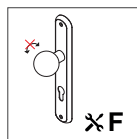


GIREVOLE - SETS
E56PR406



FISSO - FIXED
E56PF188

✕F



FISSO - FIXED
E56PF049

✕F

Cosmo E56 / 006

Design **Reguitti Lab**

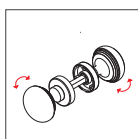
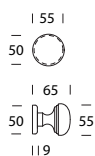
OTTONE - BRASS



15
Satinato cromato
Satin chrome



02
Lucido verniciato
Polished varnished



GIREVOLE - SETS

E56PR006

Cosmo H56 / 73R

Design **Reguitti Lab**

OTTONE - BRASS



BQ
Antico
Antique



1M
Ottone rustico
Rustic brass



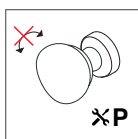
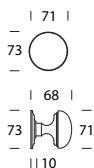
47
Argento vecchio
Old silver



R6
Grey retrò
Grey retrò



02
Lucido verniciato
Polished varnished



FISSO - FIXED
H56PF73R

Cosmo H56 / 81C

Design **Reguitti Lab**

OTTONE - BRASS



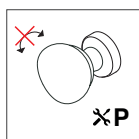
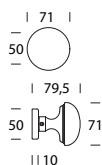
15
Satinato cromato
Satin chrome



08
Bronzato graffiato
Brushed bronzed



02
Lucido verniciato
Polished varnished



FISSO - FIXED
H56PF81C

Cosmo H56 / R56

Design **Reguitti Lab**

OTTONE - BRASS



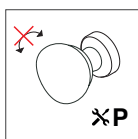
15
Satinato cromato
Satin chrome



08
Bronzato graffiato
Brushed bronzed



02
Lucido verniciato
Polished varnished



FISSO - FIXED
H56PFR56

Margherita H57

Design **Reguitti Lab**

OTTONE - BRASS



BQ
Antico
Antique



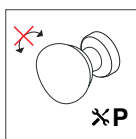
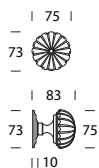
1M
Ottone rustico
Rustic brass



47
Argento vecchio
Old silver



02
Lucido verniciato
Polished varnished



FISSO - FIXED
H57PF73R

✕P

Ovum 048 / 002

Design **Reguitti Lab**



OTTONE - BRASS



15
Satinato cromato
Satin chrome



08
Bronzato graffiato
Brushed bronzed



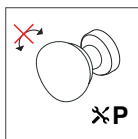
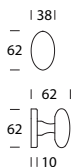
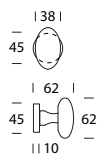
05
Cromato lucido
Polished chrome



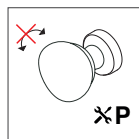
BQ
Antico
Antique



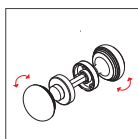
02
Lucido verniciato
Polished varnished



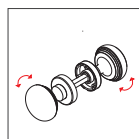
FISSO - FIXED
048PF002



FISSO - FIXED
048PF906



GIREVOLE - SETS
048PR406



GIREVOLE - SETS
048PR906

Ovum 048 / 006

Design **Reguitti Lab**



OTTONE - BRASS



BQ
Antico
Antique



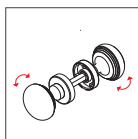
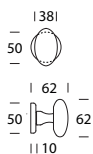
15
Satinato cromato
Satin chrome



05
Cromato lucido
Polished chrome



02
Lucido verniciato
Polished varnished



GIREVOLE - SETS

048PR006

Sfera C59

Design **Reguitti Lab**

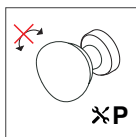
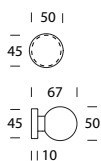
OTTONE - BRASS



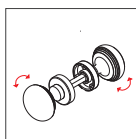
15
Satinato cromato
Satin chrome



02
Lucido verniciato
Polished varnished



FISSO - FIXED
C59PF002



GIREVOLE - SETS
C59PR406

Triangolo 075

Design **Reguitti Lab**

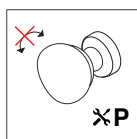
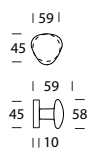
OTTONE - BRASS



15
Satinato cromato
Satin chrome



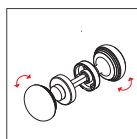
02
Lucido verniciato
Polished varnished



FISSO - FIXED

075PF002

XP



GIREVOLE - SETS

075PR406

Unico G71

Design **Reguitti Lab**

OTTONE - BRASS



1M
Ottone rustico
Rustic brass



15
Satinato cromato
Satin chrome



98
PVD Inox satinato
PVD Satin inox



08
Bronzato graffiato
Brushed bronzed



46
PVD Lucido oro
PVD Gold



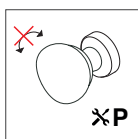
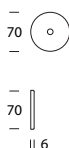
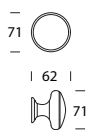
05
Cromato lucido
Polished chrome



18
Nero opaco RAL 9005
Matt black RAL 9005



02
Lucido verniciato
Polished varnished



FISSO - FIXED
G71PF

R71R0






SCORREVOLI

Sliding Doors

LINEA QUADRA Square Line	246
LINEA TONDA Round Line	264
ACCESSORI Accessories	284



 **REGUETTI**

LINEA QUADRA

Square Line

508CP00Q	248
508CP0FQ	249
538CP00Q	249
575CP00Q	250
577CP00Q	250
578CP00Q	251
873CP00Q	252
048CP00Q	253
543CP00Q	253
Q24CP01	254
Q24CP02	255
Q24KS027	256
Q24KS028	256
Q28CP	257
Q48PI002	257
R60CP00Q	258
Q60CP	258
Q60KS027	259
Q60KS028	259
952CP00Q	260
252CP01	260
252CP02	261
Q35CP01	261
Q35CP02	262

508 CP 00Q

OTTONE - BRASS

508CP00Q



SPESSORE PORTA
DOOR THICKNESS

40-45



05
Cromato lucido
Polished chrome



15
Satinato cromato
Satin chrome



18
Nero opaco RAL 9005
Matt black RAL 9005

SERRATURE COMPATIBILI - SUITABLE LOCKS
1A026SR - 1AS01SR (pag. 286)

S1

508KF00Q

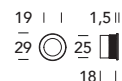


FRESATURA
DOOR DRILLING

SERRATURE COMPATIBILI - SUITABLE LOCKS
1A026SR (pag. 286)

S1

508KS00Q



S1

508 CP OFQ

508CP0FQ

OTTONE - BRASS



SPESSORE PORTA
DOOR THICKNESS

40-45



— 48 —
FRESATURA
DOOR DRILLING



SERRATURE COMPATIBILI - SUITABLE LOCKS
1A026SR - 1AS01SR (pag. 286)



15
Satinato cromato
Satin chrome

538 CP 00Q

538CP00Q

OTTONE - BRASS



SPESSORE PORTA
DOOR THICKNESS

40-49



— 48 —
FRESATURA
DOOR DRILLING



SERRATURE COMPATIBILI - SUITABLE LOCKS
1A026SR - 1AS01SR (pag. 286)



15
Satinato cromato
Satin chrome



18
Nero opaco RAL 9005
Matt black RAL 9005

575 CP 00Q

575CP00Q

OTTONE - BRASS



SPESSORE PORTA
DOOR THICKNESS

40-45



— 48 —  **FRESATURA**
DOOR DRILLING



SERRATURE COMPATIBILI - SUITABLE LOCKS
1A026SR - 1AS01SR (pag. 286)



15
Satinato cromato
Satin chrome

577 CP 00Q

577CP00Q

OTTONE - BRASS



SPESSORE PORTA
DOOR THICKNESS

40-47



— 48 —  **FRESATURA**
DOOR DRILLING



SERRATURE COMPATIBILI - SUITABLE LOCKS
1A026SR - 1AS01SR (pag. 286)



15
Satinato cromato
Satin chrome

578 CP 00Q

578CP00Q

OTTONE - BRASS



SPESSORE PORTA
DOOR THICKNESS

42-46



— 48 —
— —
FRESATURA
DOOR DRILLING



SERRATURE COMPATIBILI - SUITABLE LOCKS
1A026SR - 1AS01SR (pag. 286)



15
Satinato cromato
Satin chrome

SCOREVOLI - SLIDING DOORS

873 CP 00Q


OTTONE - BRASS

873CP00Q



SPESSORE PORTA
DOOR THICKNESS

40-45



18
Nero opaco RAL 9005
Matt black RAL 9005



K0
Bianco opaco RAL 9016
Matt white RAL 9016



Z7
Cromato lucido
Polished chrome



Z8
Satinato cromato
Satin chrome

SERRATURE COMPATIBILI - *SUITABLE LOCKS*
1A026SR - 1AS01SR (pag. 286)



873KF00Q

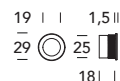
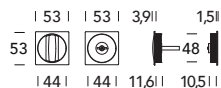


SERRATURE COMPATIBILI - *SUITABLE LOCKS*
1A026SR (pag. 286)



FRESATURA
DOOR DRILLING

873KS00Q



048 CP 00Q

048CP00Q

OTTONE - BRASS



SPESSORE PORTA
DOOR THICKNESS

40-65



— 48 —
— —
FRESATURA
DOOR DRILLING



15
Satinato cromato
Satin chrome

543 CP 00Q

543CP00Q

OTTONE - BRASS



SPESSORE PORTA
DOOR THICKNESS

40-65



— 48 —
— —
FRESATURA
DOOR DRILLING



15
Satinato cromato
Satin chrome

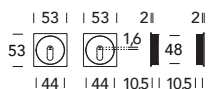
Q24 CPO1

TEKNOMETAL

Q24CP01



— 48 —
— ○ —
— —
**FRESATURA
DOOR DRILLING**



18
Nero opaco RAL 9005
Matt black RAL 9005

K0
Bianco opaco RAL 9016
Matt white RAL 9016

Z8
Satinato cromato
Satin chrome

NON ABBINABILE A SERRATURE REGUITTI
NOT SUITABLE FOR REGUITTI LOCKS



Q24 CP02

TEKNOMETAL

Q24CP02



- 18**
Nero opaco RAL 9005
Matt black RAL 9005
- K0**
Bianco opaco RAL 9016
Matt white RAL 9016
- Z8**
Satinato cromato
Satin chrome

✕ S



Q24KF002



48  FRESATURA
DOOR DRILLING

✕ S

53 | 53 | 21 | 21
— | — | — | —
   
| 44 | | 44 | 10,5 | | 10,5 |

19 | | 1,5 |
— | — | — | —
 
29 | | 25 |
— | — | — | —
18 | |

SCOREVOLI - SLIDING DOORS



Q24 KS 027

TEKNOMETAL

Q24KS027



48 FRESATURA
DOOR DRILLING

19 | | 1,5 ||
29 25
18 | |

| 53 | | 53 | 21 | 21
53 | 48 |
| 44 | | 44 | 10,5 | 10,5 |



- 18**
Nero opaco RAL 9005
Matt black RAL 9005
- Z8**
Satinato cromato
Satin chrome

Q24 KS 028

OTTONE - BRASS

Q24KS028



48 FRESATURA
DOOR DRILLING

19 | | 1,5 ||
29 25
18 | |

| 53 | | 53 | 21 | 21
53 | 4,5 | 48 |
| 44 | | 44 | 10,5 | 10,5 |



- 18**
Nero opaco RAL 9005
Matt black RAL 9005
- Z8**
Satinato cromato
Satin chrome

Q28 CP




OTTONE - BRASS

Q28CP



— 48 —
— —
○ FRESATURA
DOOR DRILLING



-  **05**
Cromato lucido
Polished chrome
-  **15**
Satinato cromato
Satin chrome
-  **18**
Nero opaco RAL 9005
Matt black RAL 9005

✕ S

Q48 PI 002


OTTONE - BRASS

Q48PI002



— 48 —
— —
○ FRESATURA
DOOR DRILLING



-  **15**
Satinato cromato
Satin chrome

SCOREVOLI - SLIDING DOORS



R60 CP 00Q

R60CP00Q

TEKNOMETAL



35-52

SPESORE PORTA
DOOR THICKNESS



— 48 — **FRESATURA**
DOOR DRILLING



-  **15**
Satinato cromato
Satin chrome
-  **31**
Nichelato satinato
Satin nickel
-  **96**
PVD Satinato nero
PVD Satin black
-  **Z8**
Satinato cromato
Satin chrome



SERRATURE COMPATIBILI - SUITABLE LOCKS
1A026SR - 1AS01SR (pag. 286)



8



R

Q60 CP

Q60CP

TEKNOMETAL



— 48 — **FRESATURA**
DOOR DRILLING



-  **15**
Satinato cromato
Satin chrome
-  **31**
Nichelato satinato
Satin nickel
-  **96**
PVD Satinato nero
PVD Satin black
-  **Z8**
Satinato cromato
Satin chrome



R



Q60 KS 027





TEKNOMETAL

Q60KS027



48  FRESATURA
DOOR DRILLING

19 | | 1,5 ||
29  25 
18 | |

60 | 60 | 21 | 21
 
41 | 41 | 10,5 | 10,5 |
48 
48 

 S1

 R

-  **18**
Nero opaco RAL 9005
Matt black RAL 9005
-  **31**
Nichelato satinato
Satin nickel
-  **96**
PVD Satinato nero
PVD Satin black
-  **Z8**
Satinato cromato
Satin chrome



Q60 KS 028





TEKNOMETAL

Q60KS028



48  FRESATURA
DOOR DRILLING

19 | | 1,5 ||
29  25 
18 | |

60 | 60 | 21 | 21
 
41 | 41 | 10,5 | 10,5 |
48 
48 

 S1

 R

-  **18**
Nero opaco RAL 9005
Matt black RAL 9005
-  **31**
Nichelato satinato
Satin nickel
-  **96**
PVD Satinato nero
PVD Satin black
-  **Z8**
Satinato cromato
Satin chrome

952 CP 00Q

952CP00Q

OTTONE - BRASS

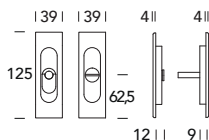


SPESSORE PORTA
DOOR THICKNESS

40-45



FRESATURA
DOOR DRILLING



SERRATURE COMPATIBILI - SUITABLE LOCKS
1A026SR - 1AS01SR (pag. 286)



8



15
Satinato cromato
Satin chrome



18
Nero opaco RAL 9005
Matt black RAL 9005



31
Nichelato satinato
Satin nickel

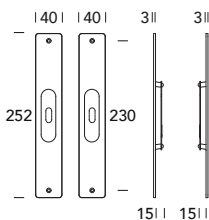
252 CP01

252CP01

OTTONE - BRASS



FRESATURA
DOOR DRILLING



NON ABBINABILE A SERRATURE REGUITTI
NOT SUITABLE FOR REGUITTI LOCKS



02
Lucido verniciato
Polished varnished



08
Bronzato graffiato
Brushed bronzed

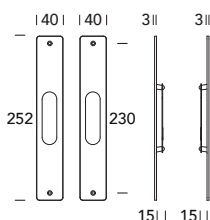


15
Satinato cromato
Satin chrome

252 CP02

OTTONE - BRASS

252CP02



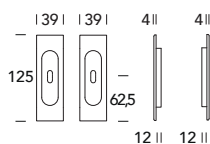
-  **02**
Lucido verniciato
Polished varnished
-  **08**
Bronzato graffiato
Brushed bronze
-  **15**
Satinato cromato
Satin chrome



Q35 CP01


OTTONE - BRASS

Q35CP01



NON ABBINABILE A SERRATURE REGIOTTI
NOT SUITABLE FOR REGIOTTI LOCKS

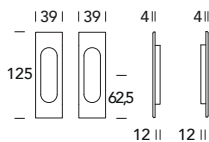


-  **15**
Satinato cromato
Satin chrome

Q35 CP02

OTTONE - BRASS

Q35CP02



- 05**
Cromato lucido
Polished chrome
- 15**
Satinato cromato
Satin chrome
- 18**
Nero opaco RAL 9005
Matt black RAL 9005





LINEA TONDA

Round Line

508CP	266
508CP00F	267
519CP	267
538CP	268
540CP	268
573CP	269
573CP00F	269
575CP	270
577CP	270
578CP	271
873CP	272
048CP	273
524CP01	273
524CP02	274
524KS027	275
524KS028	275
526PI002	276
527PI002	276
529CP	277
543CP	277
R60CP	278
T60CP	278
T60KS027	279
T60KS028	279
520CP01	280
520CP02	280
535CP01	281
535CP02	281
521CP02	282

508 CP

OTTONE - BRASS

508CP



SPESORE PORTA
DOOR THICKNESS

40-45



SERRATURE COMPATIBILI - SUITABLE LOCKS
1A026SR - 1AS01SR (pag. 286)

S1 **6/8** **XG**

508KF



SERRATURE COMPATIBILI - SUITABLE LOCKS
1A026SR (pag. 286)

S1 **6/8** **XG**

508KS



S1 **6/8** **XG**

02
Lucido verniciato
Polished varnished

05
Cromato lucido
Polished chrome

08
Bronzato graffiato
Brushed bronzed

15
Satinato cromato
Satin chrome

18
Nero opaco RAL 9005
Matt black RAL 9005

47
Argento vecchio
Old silver

1M
Ottone rustico
Rustic brass

8K
Ruggine
Oxid

BQ
Antico
Antique



48 **FRESATURA**
DOOR DRILLING

57 **44** **44** **11,4** **12,8**

19 **1,5**
 29 **25** **18**

508 CP 00F

508CP00F

OTTONE - BRASS



SPESSORE PORTA
DOOR THICKNESS

40-45



— 48 — **FRESATURA**
DOOR DRILLING



SERRATURE COMPATIBILI - SUITABLE LOCKS
1A026SR - 1AS01SR (pag. 286)



- 15**
Satinato cromato
Satin chrome
- 18**
Nero opaco RAL 9005
Matt black RAL 9005

519 CP


519CP

OTTONE - BRASS



SPESSORE PORTA
DOOR THICKNESS

40-45



— 48 — **FRESATURA**
DOOR DRILLING



SERRATURE COMPATIBILI - SUITABLE LOCKS
1A026SR - 1AS01SR (pag. 286)



- 02**
Lucido verniciato
Polished varnished
- 05**
Cromato lucido
Polished chrome
- 08**
Bronzato graffiato
Brushed bronzed
- 15**
Satinato cromato
Satin chrome

538 CP

538CP

OTTONE - BRASS



SPESORE PORTA
DOOR THICKNESS

40-49



— 48 —  **FRESATURA**
DOOR DRILLING



SERRATURE COMPATIBILI - SUITABLE LOCKS
1A026SR - 1AS01SR (pag. 286)



 **6/8**



02
Lucido verniciato
Polished varnished



15
Satinato cromato
Satin chrome

540 CP

540CP

OTTONE - BRASS



SPESORE PORTA
DOOR THICKNESS

40-49



— 48 —  **FRESATURA**
DOOR DRILLING



SERRATURE COMPATIBILI - SUITABLE LOCKS
1A026SR - 1AS01SR (pag. 286)



 **6/8**



02
Lucido verniciato
Polished varnished



05
Cromato lucido
Polished chrome



08
Bronzato graffiato
Brushed bronze



15
Satinato cromato
Satin chrome

573 CP

573CP

OTTONE - BRASS



SPESSORE PORTA
DOOR THICKNESS

40-45



— 48 — **FRESATURA**
DOOR DRILLING



- 02** Lucido verniciato
Polished varnished
- 05** Cromato lucido
Polished chrome
- 15** Satinato cromato
Satin chrome

SERRATURE COMPATIBILI - SUITABLE LOCKS
1A026SR - 1AS01SR (pag. 286)

S1 **6/8** **X T**

573 CP 00F

573CP00F

OTTONE - BRASS



SPESSORE PORTA
DOOR THICKNESS

40-45



— 48 — **FRESATURA**
DOOR DRILLING



- 02** Lucido verniciato
Polished varnished
- 05** Cromato lucido
Polished chrome
- 15** Satinato cromato
Satin chrome

SERRATURE COMPATIBILI - SUITABLE LOCKS
1A026SR - 1AS01SR (pag. 286)

S1 **6/8** **X G**

575 CP

575CP

OTTONE - BRASS

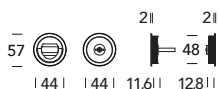


SPESSORE PORTA
DOOR THICKNESS

40-49



— 48 —  **FRESATURA**
DOOR DRILLING



SERRATURE COMPATIBILI - SUITABLE LOCKS
1A026SR - 1AS01SR (pag. 286)



02
Lucido verniciato
Polished varnished



15
Satinato cromato
Satin chrome

577 CP

577CP

OTTONE - BRASS

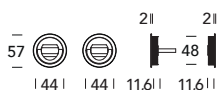


SPESSORE PORTA
DOOR THICKNESS

40-47



— 48 —  **FRESATURA**
DOOR DRILLING



SERRATURE COMPATIBILI - SUITABLE LOCKS
1A026SR - 1AS01SR (pag. 286)



02
Lucido verniciato
Polished varnished



15
Satinato cromato
Satin chrome

578 CP

578CP

OTTONE - BRASS



SPESSORE PORTA
DOOR THICKNESS

42-46



— 48 —
— —
FRESATURA
DOOR DRILLING



02
Lucido verniciato
Polished varnished



15
Satinato cromato
Satin chrome

SERRATURE COMPATIBILI - SUITABLE LOCKS
1A026SR - 1AS01SR (pag. 286)



873 CP

873CP

OTTONE - BRASS



SPESSORE PORTA
DOOR THICKNESS

40-45



18
Nero opaco RAL 9005
Matt black RAL 9005



K0
Bianco opaco RAL 9016
Matt white RAL 9016



Z8
Satinato cromato
Satin chrome



SERRATURE COMPATIBILI - SUITABLE LOCKS
1A026SR - 1AS01SR (pag. 286)



873KF

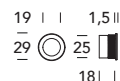


SERRATURE COMPATIBILI - SUITABLE LOCKS
1A026SR (pag. 286)



FRESATURA
DOOR DRILLING

873KS



048 CP

048CP

OTTONE - BRASS



SPESSORE PORTA
DOOR THICKNESS

40-65



— 48 — **FRESATURA**
DOOR DRILLING



NON ABBINABILE A SERRATURE REGUITTI
NOT SUITABLE FOR REGUITTI LOCKS



15
Satinato cromato
Satin chrome

524 CP01


524CP01

TEKNOMETAL

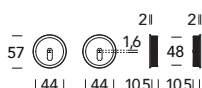


SPESSORE PORTA
DOOR THICKNESS

40-45



— 48 — **FRESATURA**
DOOR DRILLING



NON ABBINABILE A SERRATURE REGUITTI
NOT SUITABLE FOR REGUITTI LOCKS



02
Lucido verniciato
Polished varnished



08
Bronzato graffiato
Brushed bronzed



18
Nero opaco RAL 9005
Matt black RAL 9005



1M
Ottone rustico
Rustic brass



47
Argento vecchio
Old silver



BQ
Antico
Antique



KO
Bianco opaco RAL 9016
Matt white RAL 9016



Z7
Cromato lucido
Polished chrome




Z8
Satinato cromato
Satin chrome

524 CP02

TEKNOMETAL

524CP02



-  **02**
Lucido verniciato
Polished varnished
-  **08**
Bronzato graffiato
Brushed bronzed
-  **18**
Nero opaco RAL 9005
Matt black RAL 9005
-  **1M**
Ottone rustico
Rustic brass 
-  **47**
Argento vecchio
Old silver 
-  **BQ**
Antico
Antique 
-  **K0**
Bianco opaco RAL 9016
Matt white RAL 9016
-  **Z8**
Satinato cromato
Satin chrome

✕ S




524KF002



— 48 —  **FRESATURA**
DOOR DRILLING

✕ S

— 57 —    
| 44 | | 44 | 10,5 | | 10,5 |

19 | | 1,5 ||
— 29 —   
18 | |



524 KS 027

TEKNOMETAL

524KS027



48  FRESATURA
DOOR DRILLING

19 | 1,5 ||
29  25 
18 |

57   21 | 21 |
144 | 144 | 10,5 || 10,5 ||
48 |




-  **1M**
Ottone rustico
Rustic brass
-  **47**
Argento vecchio
Old silver
-  **BQ**
Antico
Antique
-  **02**
Lucido verniciato
Polished varnished
-  **08**
Bronzato graffiato
Brushed bronzed
-  **18**
Nero opaco RAL 9005
Matt black RAL 9005
-  **Z7**
Cromato lucido
Polished chrome
-  **Z8**
Satinato cromato
Satin chrome





524 KS 028

TEKNOMETAL

524KS028





48  FRESATURA
DOOR DRILLING

19 | 1,5 ||
29  25 
18 |

57   4,5 | 21 | 21 |
144 | 144 | 10,5 || 10,5 ||
48 |



-  **18**
Nero opaco RAL 9005
Matt black RAL 9005
-  **Z8**
Satinato cromato
Satin chrome


SCOREVOLI - SLIDING DOORS



526 PI 002

OTTONE - BRASS

526PI002



40
— ○ FRESATURA
— DOOR DRILLING

12
— 46 —
— | 31 | | 40 —
— | 110 |



15
Satinato cromato
Satin chrome

527 PI 002

OTTONE - BRASS

527PI002



35
— ○ FRESATURA
— DOOR DRILLING

12
— 40 —
— | 27 | | 35 —
— | 111 |




15
Satinato cromato
Satin chrome

529 CP

OTTONE - BRASS

529CP



— 48 —
— ○ — FRESATURA
— DOOR DRILLING

— 57 — — 21 — — 21 —
— ○ — — ○ — — | — 48 — |
— 134 | — 134 | — 10,5 | — 10,5 |

✕ S

-  **02**
Lucido verniciato
Polished varnished
-  **08**
Bronzato graffiato
Brushed bronzed

543 CP

OTTONE - BRASS

543CP



— 48 —
— ○ — FRESATURA
— DOOR DRILLING



SPESSORE PORTA
DOOR THICKNESS

40-65

— 57 — — 1,5 | — — 1,5 |
— ○ — — ○ — — | — 48 — |
— 144 | — 144 | — 16 | — 10,3 |

-  **02**
Lucido verniciato
Polished varnished
-  **15**
Satinato cromato
Satin chrome

NON ABBINABILE A SERRATURE REGUITTI
NOT SUITABLE FOR REGUITTI LOCKS

R60 CP

R60CP

OTTONE - BRASS



SPESSORE PORTA
DOOR THICKNESS

35-52



— 48 —  **FRESATURA**
DOOR DRILLING



SERRATURE COMPATIBILI - SUITABLE LOCKS
1A026SR - 1AS01SR (pag. 286)



-  **18**
Nero opaco RAL 9005
Matt black RAL 9005
-  **31**
Nichelato satinato
Satin nickel
-  **96**
PVD Satinato nero
PVD Satin black
-  **8F**
Bronzato graffiato opaco
Matt brushed bronzed
-  **K0**
Bianco opaco RAL 9016
Matt white RAL 9016
-  **Z8**
Satinato cromato
Satin chrome

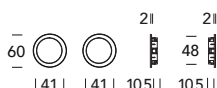
T60 CP

T60CP

OTTONE - BRASS



— 48 —  **FRESATURA**
DOOR DRILLING




-  **15**
Satinato cromato
Satin chrome
-  **18**
Nero opaco RAL 9005
Matt black RAL 9005
-  **31**
Nichelato satinato
Satin nickel
-  **96**
PVD Satinato nero
PVD Satin black
-  **8F**
Bronzato graffiato opaco
Matt brushed bronzed
-  **K0**
Bianco opaco RAL 9016
Matt white RAL 9016

T60 KS 027

OTTONE - BRASS

T60KS027



48 FRESATURA
DOOR DRILLING

19 | 1,5 ||
29 25
18 |

60 21 | 21
| 41 | | 41 | 10,5 | 10,5 ||
48

S1

R

-  **15**
Satinato cromato
Satin chrome
-  **18**
Nero opaco RAL 9005
Matt black RAL 9005
-  **31**
Nichelato satinato
Satin nickel
-  **96**
PVD Satinato nero
PVD Satin black
-  **8F**
Bronzato graffiato opaco
Matt brushed bronzed



T60 KS 028

OTTONE - BRASS

T60KS028



48 FRESATURA
DOOR DRILLING

19 | 1,5 ||
29 25
18 |

60 21 | 21
| 41 | | 41 | 10,5 | 10,5 ||
4,5 48

S1

R

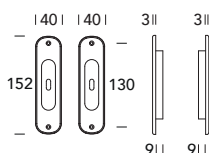
-  **15**
Satinato cromato
Satin chrome
-  **18**
Nero opaco RAL 9005
Matt black RAL 9005
-  **31**
Nichelato satinato
Satin nickel
-  **96**
PVD Satinato nero
PVD Satin black
-  **8F**
Bronzato graffiato opaco
Matt brushed bronzed



520 CP01

OTTONE - BRASS

520CP01



NON ABBINABILE A SERRATURE REGUITTI
NOT SUITABLE FOR REGUITTI LOCKS



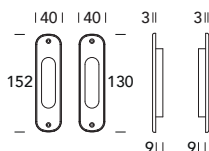
-  **02**
Lucido verniciato
Polished varnished
-  **08**
Bronzato graffiato
Brushed bronzed
-  **15**
Satinato cromato
Satin chrome
-  **1M**
Ottone rustico
Rustic brass
-  **47**
Argento vecchio
Old silver
-  **BQ**
Antico
Antique



520 CP02

OTTONE - BRASS

520CP02



NON ABBINABILE A SERRATURE REGUITTI
NOT SUITABLE FOR REGUITTI LOCKS



-  **02**
Lucido verniciato
Polished varnished
-  **08**
Bronzato graffiato
Brushed bronzed
-  **15**
Satinato cromato
Satin chrome
-  **1M**
Ottone rustico
Rustic brass
-  **47**
Argento vecchio
Old silver
-  **BQ**
Antico
Antique



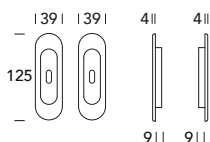
535 CP01

OTTONE - BRASS

535CP01



FRESATURA
DOOR DRILLING



NON ABBINABILE A SERRATURE REGUITTI
NOT SUITABLE FOR REGUITTI LOCKS



02
Lucido verniciato
Polished varnished



15
Satinato cromato
Satin chrome

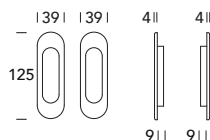
535 CP02

OTTONE - BRASS

535CP02



FRESATURA
DOOR DRILLING



02
Lucido verniciato
Polished varnished



15
Satinato cromato
Satin chrome



18
Nero opaco RAL 9005
Matt black RAL 9005

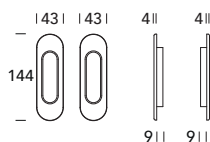


K0
Bianco opaco RAL 9016
Matt white RAL 9016

521 CP02

OTTONE - BRASS

521CP02



02
Lucido verniciato
Polished varnished

15
Satinato cromato
Satin chrome

18
Nero opaco RAL 9005
Matt black RAL 9005

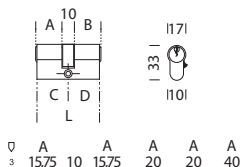


ACCESSORI

Accessories

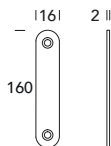
001CY	286
006PT002	286
026SR	286
027SR	287
028SR	287
S01SR	287
S01CH	288
O51PI	288
Q51PI	289
525PI	289
129IN	290
524RO	290

001 CY



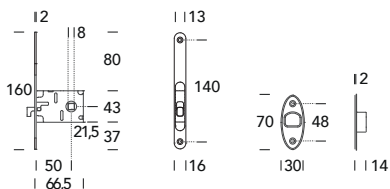
09
Nichelato
Nickel

006 PT002



15
Satinato cromato
Satin chrome

026 SR



05
Cromato lucido
Polished chrome



06
Bronzato
Bronzed



15
Satinato cromato
Satin chrome



18
Nero opaco RAL 9005
Matt black RAL 9005

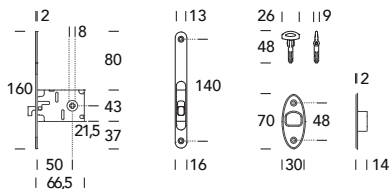


41
Ottonato
Brassed



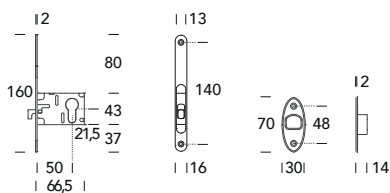
K0
Bianco opaco RAL 9016
Matt white RAL 9016

027 SR



-  **05**
Cromato lucido
Polished chrome
-  **06**
Bronzato
Bronzed
-  **15**
Satinato cromato
Satin chrome
-  **18**
Nero opaco RAL 9005
Matt black RAL 9005
-  **41**
Ottonato
Brassed

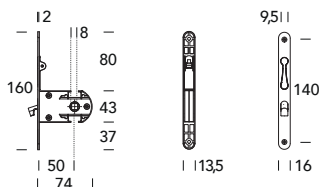
028 SR



-  **05**
Cromato lucido
Polished chrome
-  **06**
Bronzato
Bronzed
-  **15**
Satinato cromato
Satin chrome
-  **18**
Nero opaco RAL 9005
Matt black RAL 9005
-  **41**
Ottonato
Brassed

S01 SR

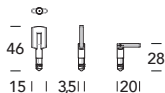
Una sola serratura per funzione chiave e funzione nottolino.
One lock for privacy function and key function.



-  **18**
Nero opaco RAL 9005
Matt black RAL 9005
-  **V6**
Effetto ottone lucido
Polished brass effect
-  **V7**
Effetto satinato cromato
Satin chrome effect
-  **V8**
Effetto bronzato
Bronzed effect

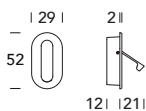
S01 CH

Chiave e adattatore per utilizzo con serratura S01SR
Key and adaptor to suit lock art. S01SR

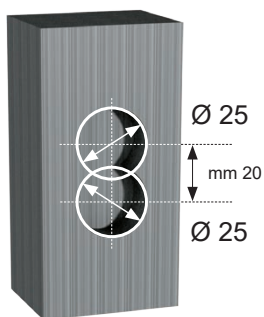


- 18**
Nero opaco RAL 9005
Matt black RAL 9005
- V6**
Effetto ottone lucido
Polished brass effect
- V7**
Effetto satinato cromato
Satin chrome effect
- V8**
Effetto bronzato
Bronzed effect

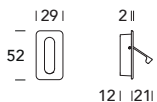
O51 PI



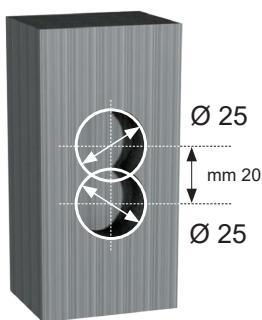
- 18**
Nero opaco RAL 9005
Matt black RAL 9005
- 31**
Nichelato satinato
Satin nickel
- 2V**
Effetto lucido verniciato
Polished brass effect
- K0**
Bianco opaco RAL 9016
Matt white RAL 9016
- Z7**
Cromato lucido
Polished chrome
- Z8**
Satinato cromato
Satin chrome



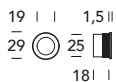
Q51 PI



- 18** Nero opaco RAL 9005
Matt black RAL 9005
- 31** Nichelato satinato
Satin nickel
- K0** Bianco opaco RAL 9016
Matt white RAL 9016
- Z8** Satinato cromato
Satin chrome

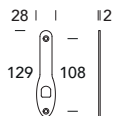


525 PI



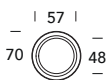
- 02** Lucido verniciato
Polished varnished
- 08** Bronzato graffiato
Brushed bronzed
- 18** Nero opaco RAL 9005
Matt black RAL 9005
- 31** Nichelato satinato
Satin nickel
- 47** Argento vecchio
Old silver
- 1M** Ottone rustico
Rustic brass
- BQ** Antico
Antique
- K0** Bianco opaco RAL 9016
Matt white RAL 9016
- Z7** Cromato lucido
Polished chrome
- Z8** Satinato cromato
Satin chrome

129 IN



15
Satinato cromato
Satin chrome

524 RO



02
Lucido verniciato
Polished varnished



15
Satinato cromato
Satin chrome






ALZANTI

Lift and slide pull handles

LINEA QUADRA Square Line	294
LINEA TONDA Round Line	306



 **REGUITTI**

ALZANTI

LIFT AND SLIDE PULL HANDLES

LINEA QUADRA

Square Line

B-Arte	296
Kora	297
Laser	298
Q-Arte	301
Q-Corto	303
Spring	304
Wonder	305



B-Arte 426

OTTONE - BRASS

Design **Reguitti Lab**



F2

Satinato cromato / Cromato
Satin chrome / Chrome

426HSQ1369



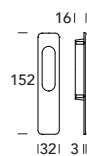
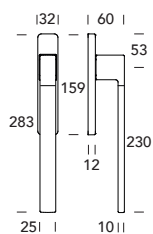
426HSQ1300



Q13PI002



426HDQ1369

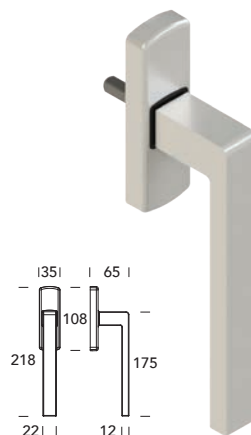


Kora 720

ALLUMINIO RICICLATO - RECYCLED ALUMINIUM



720MK



NY

Bianco puro 9010
Pure white 9010



K9

Nero SL RAL 9005
Black SG RAL 9005

MG

Metal grey
Metal grey

720HSQ1369



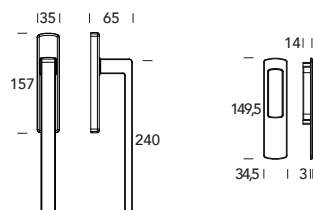
720HSQ1300



720PI002



720HDQ1369



Laser 305

Design **Reguitti Lab**

OTTONE - BRASS



15
Satinato cromato
Satin chrome

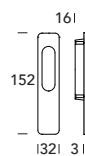
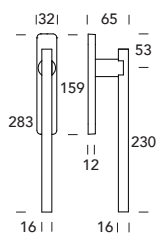
18
Nero opaco RAL 9005
Matt black RAL 9005

305HSQ1369

305HSQ1300

Q13PI002

305HDQ1369



Laser corto 306

OTTONE - BRASS

Design **Reguitti Lab**



15
Satinato cromato
Satin chrome

18
Nero opaco RAL 9005
Matt black RAL 9005

306HSQ1369



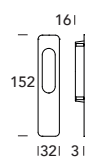
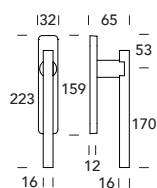
306HSQ1300



Q13PI002



306HDQ1369



Laser QR B35

Design **Reguitti Lab**

OTTONE - BRASS

IMPUGNATURA RIBASSATA
REDUCED-NECK HANDLE



15
Satinato cromato
Satin chrome

B35HSQ1369



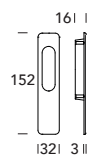
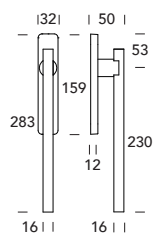
B35HSQ1300



Q13PI002



B35HDQ1369



Q-Arte 124

Design **Reguitti Lab**

TEKNOMETAL



Z8
Satinato cromato
Satin chrome



18
Nero opaco RAL 9005
Matt black RAL 9005



K0
Bianco opaco RAL 9016
Matt white RAL 9016

124HSQ1369



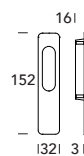
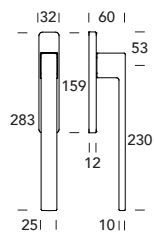
124HSQ1300



Q13PI002



124HDQ1369



MANIGLIONI ALZANTI - LIFT AND SLIDE PULL HANDLES



Q-Arte B B24

Design **Reguitti Lab**

OTTONE - BRASS

IMPUGNATURA RIBASSATA
REDUCED-NECK HANDLE



K0
Bianco opaco RAL 9016
Matt white RAL 9016



15
Satinato cromato
Satin chrome



18
Nero opaco RAL 9005
Matt black RAL 9005

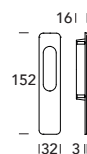
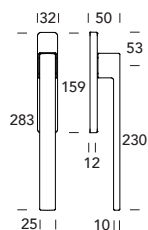
B24HSQ1369



B24HSQ1300



Q13PI002

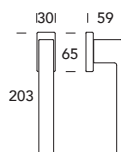
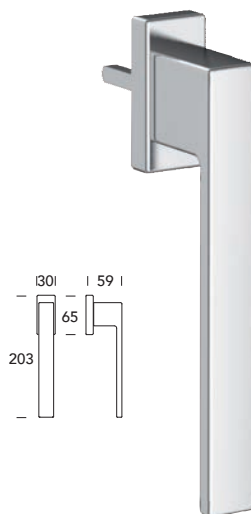


Q-Corto 302

OTTONE - BRASS



302MKQ15



K0

Bianco opaco RAL 9016
Matt white RAL 9016



15

Satinato cromato
Satin chrome

18

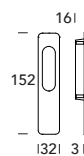
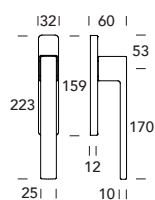
Nero opaco RAL 9005
Matt black RAL 9005

302HSQ1369

302HSQ1300

Q13PI002

302HDQ1369



Spring 141

Design **Reguitti Lab**

OTTONE - BRASS



K0

Bianco opaco RAL 9016
Matt white RAL 9016



15

Satinato cromato
Satin chrome

18

Nero opaco RAL 9005
Matt black RAL 9005

141HSQ1369



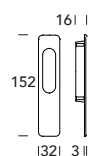
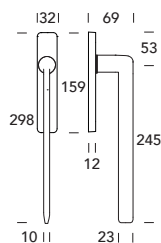
141HSQ1300



Q13PI002



141HDQ1369



Wonder 113

Design **Reguitti Lab**

OTTONE - BRASS



K0
Bianco opaco RAL 9016
Matt white RAL 9016



15
Satinato cromato
Satin chrome



18
Nero opaco RAL 9005
Matt black RAL 9005

113HSQ1369



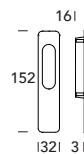
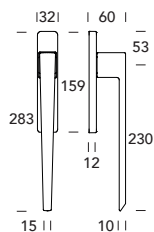
113HSQ1300



Q13PI002



113HDQ1369





ALZANTI

LIFT AND SLIDE PULL HANDLES

LINEA TONDA

Round Line

Alisè	308
Bernini	309
Enea	310
Priamo	311
Short	312
Sasha	313
Spring	314

Alisè 171

Design **Reguitti Lab**

OTTONE - BRASS



15
Satinato cromato
Satin chrome



02
Lucido verniciato
Polished varnished



08
Bronzato graffiato
Brushed bronzed

171HS31369



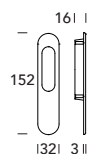
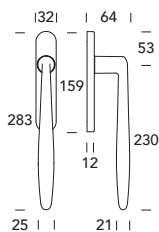
171HS31300



313PI002



171HD31369



Bernini 307

Design **Reguitti Lab**

OTTONE - BRASS



R6
Grey retrò
Grey retrò



8K
Ruggine
Oxid



BQ
Antico
Antique



47
Argento vecchio
Old silver



1M
Ottone rustico
Rustic brass



02
Lucido verniciato
Polished varnished



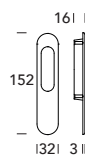
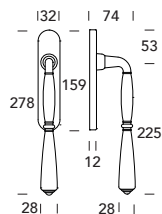
08
Bronzato graffiato
Brushed bronzed

307HS31369

307HS31300

313PI002

307HD31369



Enea 030

Design **Reguitti Lab**

OTTONE - BRASS



15
Satinato cromato
Satin chrome



02
Lucido verniciato
Polished varnished



08
Bronzato graffiato
Brushed bronzed

030HS31369



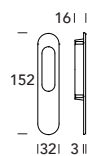
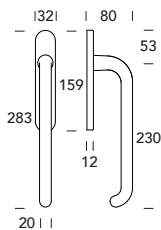
030HS31300



313PI002



030HD31369



Priamo 313

OTTONE - BRASS

Design **Reguitti Lab**



47
Argento vecchio
Old silver



BQ
Antico
Antique



15
Satinato cromato
Satin chrome



46
PVD Lucido oro
PVD Gold



02
Lucido verniciato
Polished varnished



08
Bronzato graffiato
Brushed bronzed

313HS31369



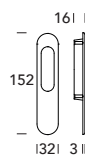
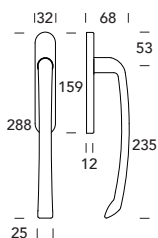
313HS31300



313PI002




313HD31369



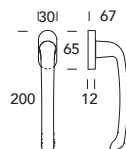
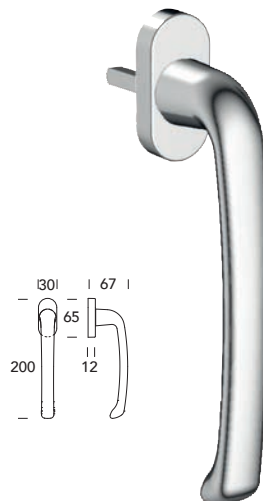
Short 311

Design **Reguitti Lab**

OTTONE - BRASS



311MK015



15
Satinato cromato
Satin chrome



02
Lucido verniciato
Polished varnished

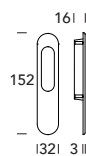
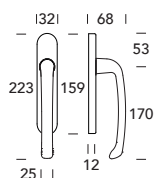
08
Bronzato graffiato
Brushed bronzed

311HS31369

311HS31300

313PI002

311HD31369



Sasha 173

Design **Reguitti Lab**

OTTONE - BRASS



F2
Satinato cromato / Cromato
Satin chrome / Chrome



38
Satinato verniciato / Lucido verniciato
Satin varnished / Polished varnished

173HS31369



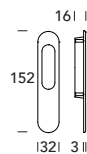
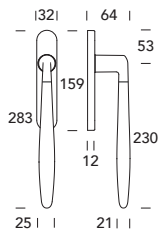
173HS31300



313PI002



173HD31369



Spring 141

Design **Reguitti Lab**

OTTONE - BRASS



K0
Bianco opaco RAL 9016
Matt white RAL 9016



15
Satinato cromato
Satin chrome



18
Nero opaco RAL 9005
Matt black RAL 9005

141HS31369



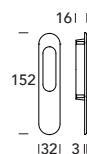
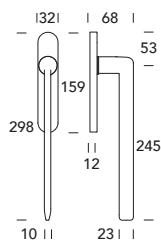
141HS31300



313PI002



141HD31369







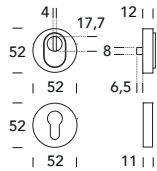
SICUREZZA

Security

CD002	318
CD008	318
CDQ02	318
CD006	319
CDQ06	319
637DD	319
706BY	320
709BY	320
119PN	320
062KD	321
062KN	321
062KY	321
C62RO	322
C08RO	322
C09RO	322
CQ8RO	323
Q08KD	323
124NN	323
499NN	324
502NN	324
503NN	324
512NN	325
063SP007	325
070SP007	325
512SP007	326
124SPQ86	326
512SP816	326

CD 002

OTTONE - BRASS



Regolabile per sporgenza cilindro da 8 a 15 mm
Adjustable for cylinder projection 8-15 mm



64-90

SPESSORE PORTA
DOOR THICKNESS



BQ
Antico
Antique



1M
Ottone rustico
Rustic brass



98
PVD Inox satinato
PVD Satin inox



47
Argento vecchio
Old silver



46
PVD Lucido oro
PVD Gold



18
Nero opaco RAL 9005
Matt black RAL 9005



15
Satinato cromato
Satin chrome



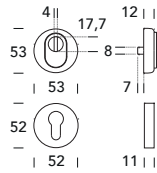
08
Bronzato graffiato
Brushed bronzed



02
Lucido verniciato
Polished varnished



CD 008



Regolabile per sporgenza cilindro da 8 a 11 mm
Adjustable for cylinder projection 8-11 mm



64-90

SPESSORE PORTA
DOOR THICKNESS



46
PVD Lucido oro
PVD Gold



15
Satinato cromato
Satin chrome



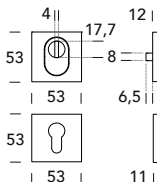
08
Bronzato graffiato
Brushed bronzed



02
Lucido verniciato
Polished varnished



CD Q02



Regolabile per sporgenza cilindro da 8 a 15 mm
Adjustable for cylinder projection 8-15 mm



64-90

SPESSORE PORTA
DOOR THICKNESS



98
PVD Inox satinato
PVD Satin inox



18
Nero opaco RAL 9005
Matt black RAL 9005



15
Satinato cromato
Satin chrome

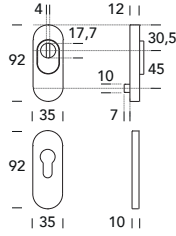


05
Cromato lucido
Polished chrome



CD 006

OTTONE - BRASS



Regolabile per sporgenza cilindro da 8 a 15 mm
Adjustable for cylinder projection 8-15 mm



SPESSORE PORTA
DOOR THICKNESS

74-100



1M
Ottone rustico
Rustic brass



98
PVD Inox satinato
PVD Satin inox



46
PVD Lucido oro
PVD Gold



18
Nero opaco RAL 9005
Matt black RAL 9005



15
Satinato cromato
Satin chrome

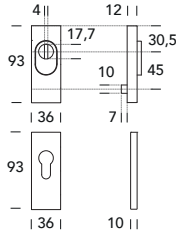


08
Bronzato graffiato
Brushed bronze



02
Lucido verniciato
Polished varnished

CD Q06



Regolabile per sporgenza cilindro da 8 a 15 mm
Adjustable for cylinder projection 8-15 mm



SPESSORE PORTA
DOOR THICKNESS

74-100



98
PVD Inox satinato
PVD Satin inox



18
Nero opaco RAL 9005
Matt black RAL 9005

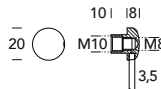



15
Satinato cromato
Satin chrome



05
Cromato lucido
Polished chrome

637 DD



18
Nero opaco RAL 9005
Matt black RAL 9005



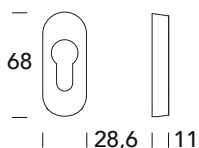
15
Satinato cromato
Satin chrome



02
Lucido verniciato
Polished varnished

706 BY

OTTONE - BRASS

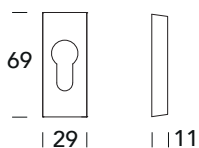


15
Satinato cromato
Satin chrome



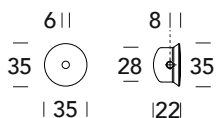
08
Bronzato graffiato
Brushed bronze

709 BY



15
Satinato cromato
Satin chrome

119 PN



Esempio di applicazione pomolino per limitatore di apertura su porte blindate

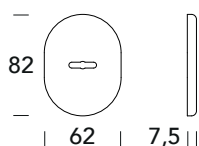
Mounting example for opening limiting device knob for armour plated front doors



15
Satinato cromato
Satin chrome

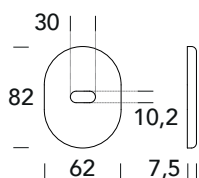
062 KD

OTTONE - BRASS



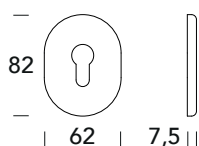
-  **15**
Satinato cromato
Satin chrome
-  **08**
Bronzato graffiato
Brushed bronzed
-  **02**
Lucido verniciato
Polished varnished

062 KN



-  **15**
Satinato cromato
Satin chrome
-  **08**
Bronzato graffiato
Brushed bronzed
-  **02**
Lucido verniciato
Polished varnished

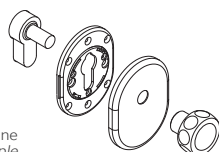
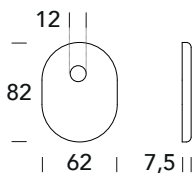
062 KY



-  **15**
Satinato cromato
Satin chrome
-  **08**
Bronzato graffiato
Brushed bronzed
-  **02**
Lucido verniciato
Polished varnished

C62 RO

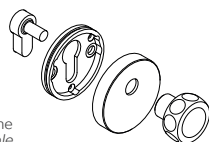
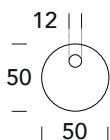
OTTONE - BRASS



Esempio di applicazione
Mounting example

-  **15**
Satinato cromato
Satin chrome
-  **08**
Bronzato graffiato
Brushed bronzed
-  **02**
Lucido verniciato
Polished varnished

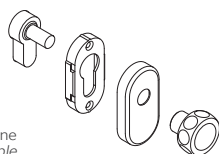
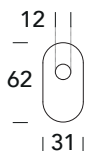
C08 RO



Esempio di applicazione
Mounting example

-  **18**
Nero opaco RAL 9005
Matt black RAL 9005
-  **15**
Satinato cromato
Satin chrome
-  **08**
Bronzato graffiato
Brushed bronzed
-  **05**
Cromato lucido
Polished chrome
-  **02**
Lucido verniciato
Polished varnished

C09 RO

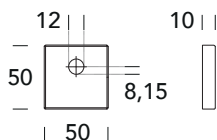


Esempio di applicazione
Mounting example

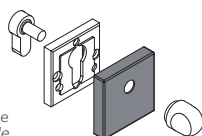
-  **15**
Satinato cromato
Satin chrome
-  **08**
Bronzato graffiato
Brushed bronzed
-  **02**
Lucido verniciato
Polished varnished


CQ8 RO

OTTONE - BRASS

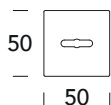





Esempio di applicazione
Mounting example



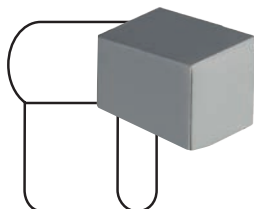
-  **18**
Nero opaco RAL 9005
Matt black RAL 9005
-  **15**
Satinato cromato
Satin chrome
-  **05**
Cromato lucido
Polished chrome


Q08 KD



-  **18**
Nero opaco RAL 9005
Matt black RAL 9005
-  **15**
Satinato cromato
Satin chrome
-  **05**
Cromato lucido
Polished chrome

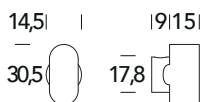

124 NN



-  **18**
Nero opaco RAL 9005
Matt black RAL 9005
-  **15**
Satinato cromato
Satin chrome
-  **05**
Cromato lucido
Polished chrome

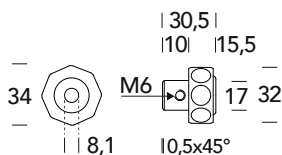

499 NN

OTTONE - BRASS



Z8
Satinato cromato
Satin chrome

502 NN



15
Satinato cromato
Satin chrome

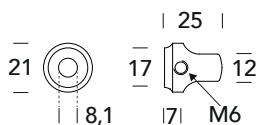



08
Bronzato graffiato
Brushed bronzed



02
Lucido verniciato
Polished varnished

503 NN



18
Nero opaco RAL 9005
Matt black RAL 9005



15
Satinato cromato
Satin chrome



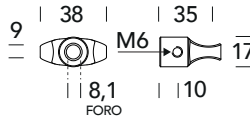

08
Bronzato graffiato
Brushed bronzed



02
Lucido verniciato
Polished varnished

512 NN

OTTONE - BRASS



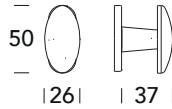
- BQ**
Antico
Antique
- 8K**
Ruggine
Oxid
- 1M**
Ottone rustico
Rustic brass



- 47**
Argento vecchio
Old silver
- 18**
Nero opaco RAL 9005
Matt black RAL 9005
- 15**
Satinato cromato
Satin chrome
- 08**
Bronzato graffiato
Brushed bronzed
- 05**
Cromato lucido
Polished chrome
- 02**
Lucido verniciato
Polished varnished

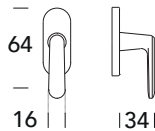


063 SP 007



- 15**
Satinato cromato
Satin chrome
- 08**
Bronzato graffiato
Brushed bronzed
- 02**
Lucido verniciato
Polished varnished

070 SP 007

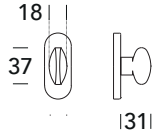


- BQ**
Antico
Antique
- 15**
Satinato cromato
Satin chrome
- 08**
Bronzato graffiato
Brushed bronzed
- 02**
Lucido verniciato
Polished varnished

SICUREZZA - SECURITY

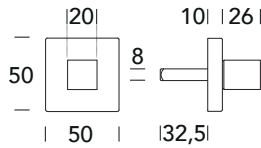
512 SP 007

OTTONE - BRASS



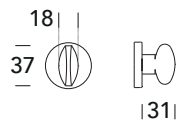
- 15**
Satinato cromato
Satin chrome
- 02**
Lucido verniciato
Polished varnished

124 SP Q86



- 18**
Nero opaco RAL 9005
Matt black RAL 9005
- 15**
Satinato cromato
Satin chrome
- 05**
Cromato lucido
Polished chrome

512 SP 816



- 18**
Nero opaco RAL 9005
Matt black RAL 9005
- 15**
Satinato cromato
Satin chrome
- 05**
Cromato lucido
Polished chrome



COMPLEMENTI

Complements

PER PORTE For Doors	330
PER FINESTRE For Windows	340
D'ARREDO Assorted	350

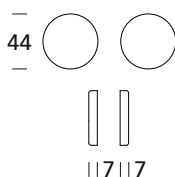
PER PORTE

For Doors

Bocchette <i>Escutcheons</i>	332
Campanelli <i>Door bells push</i>	333
Catenacci <i>Door bolts</i>	333
Cerniere <i>Door hinges</i>	334
Coprianuba <i>Anuba hinges cover</i>	336
Fermaporte <i>Doorstops</i>	337
Spioncini <i>Door viewers</i>	339

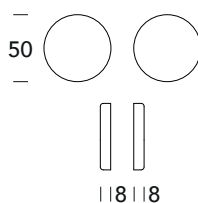
003 KO

BOCCHETTE - ESCUTCHEONS



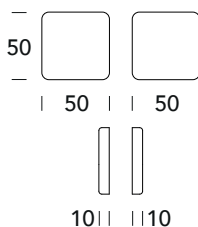
-  **15**
Satinato cormato
Satin chrome
-  **08**
Bronzato graffiato
Brushed bronzed
-  **05**
Cromato lucido
Polished chrome
-  **02**
Lucido verniciato
Polished varnished

817 KO



-  **31**
Nichelato satinato
Satin nickel
-  **18**
Nero opaco RAL 9005
Matt black RAL 9005
-  **15**
Satinato cormato
Satin chrome
-  **08**
Bronzato graffiato
Brushed bronzed
-  **05**
Cromato lucido
Polished chrome
-  **02**
Lucido verniciato
Polished varnished

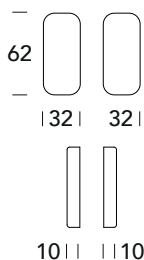
Q08 KO



-  **96**
PVD Satinato nero
PVD Satin black
-  **18**
Nero opaco RAL 9005
Matt black RAL 9005
-  **15**
Satinato cormato
Satin chrome
-  **05**
Cromato lucido
Polished chrome

Q09 KO

BOCCHETTE - ESCUTCHEONS



- 15**
Satinato cormato
Satin chrome
- 05**
Cromato lucido
Polished chrome

722 TP

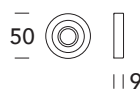
CAMPANELLI - DOOR BELLS PUSH



722TP



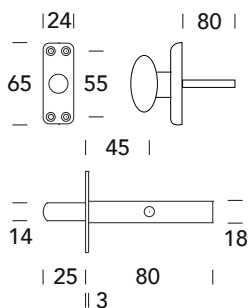
722TP006



- 15**
Satinato cormato
Satin chrome
- 05**
Cromato lucido
Polished chrome
- 02**
Lucido verniciato
Polished varnished

220 CT

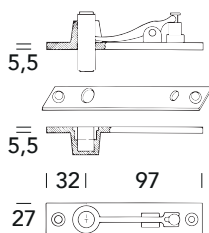
CATENACCI - DOOR BOLTS



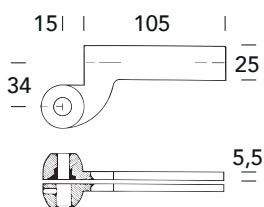
- 15**
Satinato cormato
Satin chrome
- 01**
Lucido
Polished

510 CE

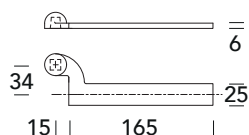
CERNIERE - DOOR HINGES



511 CE

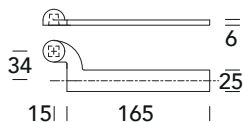


512 CE



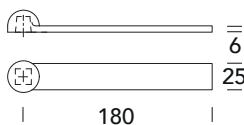
513 CE

CERNIERE - DOOR HINGES



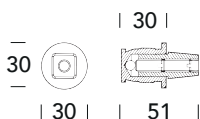
- 05** Cromato lucido
Polished chrome
- 01** Lucido
Polished

514 CE



- 05** Cromato lucido
Polished chrome
- 01** Lucido
Polished

515 VM



- 05** Cromato lucido
Polished chrome
- 01** Lucido
Polished

820 AN

COPRIANUBA - ANUBA HINGE COVERS



	A	B	C	D
1A820AN013XX	13	35	11	7
1A820AN014XX	14	30	12	8
1A820AN016XX	16	28	12	8



BQ
Antico
Antique



1M
Ottone rustico
Rustic brass



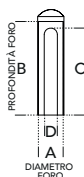
47
Argento vecchio
Old silver



15
Satinato cormato
Satin chrome



821 AN



	A	B	C	D
1A821AN014XX	14	50	42	9
1A821AN015XX	15	57	53	8
1A821AN016XX	16	50	40	8
1A821AN020XX	20	60	55	9,5
1A821AN915XX	15	41	38	8
1A821ANG15XX	15	53	38	8
1A821ANG20XX	20	76	69	9,5



BQ
Antico
Antique



1M
Ottone rustico
Rustic brass



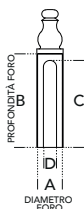
47
Argento vecchio
Old silver



08
Bronzato graffiato
Brushed bronzed



828 AN



	A	B	C	D
1A828AN013XX	13	26,5	11	7
1A828AN014XX	14	26,5	12	8
1A828AN016XX	16	28	12	8



BQ
Antico
Antique



8K
Ruggine
Oxid



1M
Ottone rustico
Rustic brass

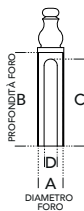


47
Argento vecchio
Old silver



829 AN

COPRIANUBA - ANUBA HINGE COVERS



	A	B	C	D
1A829AN014XX	14	50	42	9
1A829AN015XX	15	57	53	8
1A829AN016XX	16	50	40	8
1A829AN020XX	20	60	55	9,5
1A829AN915XX	15	41	38	8
1A829AN916XX	16	63	62	8,5
1A829ANG15XX	15	53	38	8
1A829ANG16XX	16	74	67	9,5
1A829ANG18XX	18	90	88	10
1A829ANG20XX	20	76	69	9,5
1A829ANU18XX	18	55	52	10


- BQ**
Antico
Antique
- 8K**
Ruggine
Oxid
- 1M**
Ottone rustico
Rustic brass
- 47**
Argento vecchio
Old silver
- 15**
Satinato cormato
Satin chrome
- 08**
Bronzato graffiato
Brushed bronzed
- 05**
Cromato lucido
Polished chrome
- 02**
Lucido verniciato
Polished varnished



COMPLEMENTI - COMPLEMENTS

200 FE

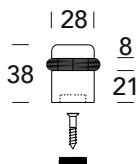
FERMAPORTE - DOORSTOPS



- 18**
Nero opaco RAL 9005
Matt black RAL 9005
- 15**
Satinato cormato
Satin chrome
- 05**
Cromato lucido
Polished chrome
- 02**
Lucido verniciato
Polished varnished

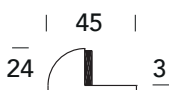
202 FE

FERMAPORTE - DOORSTOPS



15
Satinato cormato
Satin chrome

606 FE



18
Nero opaco RAL 9005
Matt black RAL 9005



15
Satinato cormato
Satin chrome



08
Bronzato graffiato
Brushed bronzed

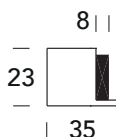


05
Cromato lucido
Polished chrome



02
Lucido verniciato
Polished varnished

608 FE



Z8
Satinato cromato
Satin chrome



18
Nero opaco RAL 9005
Matt black RAL 9005

Q30 TP

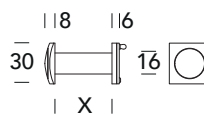


Q30TP



Q30B1

SPIONCINI - DOOR VIEWERS



SPESSORE PORTA - DOOR THICKNESS

	X
senza prolunga without extension	34 - 60MM
con prolunga with extension	34 - 110MM



15
Satinato cormato
Satin chrome



1C
Ottone grezzo
Raw brass

PER FINESTRE

For Windows

Fermapersiane 342
Stop shutters


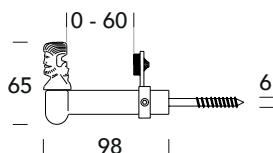
Passanti 343
Center bolt saddles

Tavellini 343
Hollow tiles

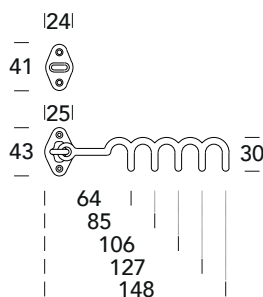
Rosette 345
Rosettes

601 FE

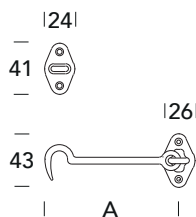
FERMAPERSIANE - STOP SHUTTERS



603 FE OOP



603 FE

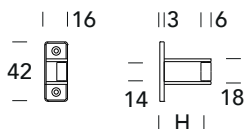


	A
1A603FE060XX	60
1A603FE080XX	80
1A603FE100XX	100
1A603FE120XX	120
1A603FE140XX	140
1A603FE200XX	200
1A603FE250XX	250



426 NT

PASSANTI - CENTER BOLT SADDLES

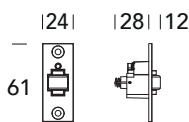


	H
1A426NT020XX	20
1A426NT025XX	25
1A426NT030XX	30

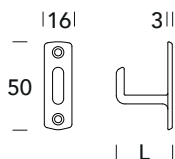


101 NZ

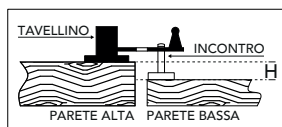
TAVELLINI - HOLLOW TILES



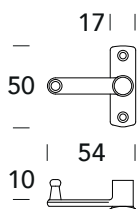
639 IN



	L	H
1A639IN005XX	10	0
1A639IN010XX	14,5	4,5
1A639IN015XX	17,5	7,5
1A639IN020XX	22,5	12,5
1A639IN022XX	24	14
1A639IN025XX	27,5	17,5
1A639IN030XX	32	22



639 TV

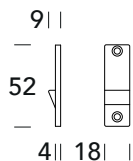


TAVELLINI - HOLLOW TILES

-  **G1**
Bronzato
Bronzed
-  **47**
Argento vecchio
Old silver
-  **29**
Antico
Antique
-  **15**
Satinato cormato
Satin chrome
-  **05**
Cromato lucido
Polished chrome
-  **01**
Lucido
Polished



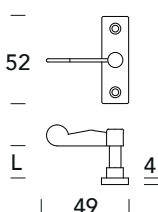
646 IN



-  **G1**
Bronzato
Bronzed
-  **47**
Argento vecchio
Old silver
-  **29**
Antico
Antique
-  **18**
Nero opaco RAL 9005
Matt black RAL 9005
-  **15**
Satinato cormato
Satin chrome
-  **05**
Cromato lucido
Polished chrome
-  **01**
Lucido
Polished

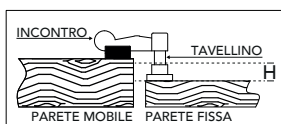


646 TV



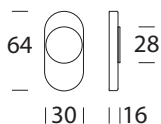
	L	H
1A646TV000XX	0	0
1A646TV010XX	10	10
1A646TV015XX	15	15
1A646TV018XX	18	18
1A646TV020XX	20	20
1A646TV022XX	22	22
1A646TV025XX	25	25
1A646TV030XX	30	30

-  **G1**
Bronzato
Bronzed
-  **47**
Argento vecchio
Old silver
-  **29**
Antico
Antique
-  **18**
Nero opaco RAL 9005
Matt black RAL 9005
-  **15**
Satinato cormato
Satin chrome
-  **05**
Cromato lucido
Polished chrome
-  **01**
Lucido
Polished



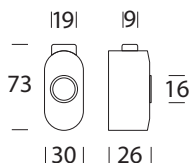
C24 RO

ROSETTE - ROSETTES



-  **15**
Satinato cormato
Satin chrome
-  **08**
Bronzato graffiato
Brushed bronzed
-  **05**
Cromato lucido
Polished chrome
-  **02**
Lucido verniciato
Polished varnished

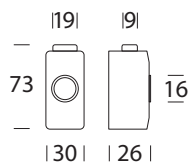
CD 75A







-  **R6**
Grey retrò
Grey retrò
-  **K0**
Bianco opaco RAL 9016
Matt white RAL 9016
-  **BQ**
Antico
Antique
-  **8K**
Ruggine
Oxid
-  **8F**
Bronzato graffiato opaco
Matt brushed bronzed
-  **1M**
Ottone rustico
Rustic brass
-  **47**
Argento vecchio
Old silver
-  **46**
PVD Lucido oro
PVD Gold
-  **18**
Nero opaco RAL 9005
Matt black RAL 9005
-  **15**
Satinato cormato
Satin chrome
-  **08**
Bronzato graffiato
Brushed bronzed
-  **05**
Cromato lucido
Polished chrome
-  **02**
Lucido verniciato
Polished varnished

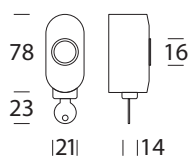
CD Q7A

ROSETTE - ROSETTES



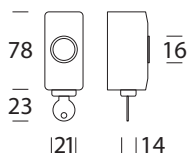
-  **K0**
Bianco opaco RAL 9016
Matt white RAL 9016
-  **18**
Nero opaco RAL 9005
Matt black RAL 9005
-  **15**
Satinato cormato
Satin chrome
-  **05**
Cromato lucido
Polished chrome

CD C80



-  **R6**
Grey retrò
Grey retrò
-  **K0**
Bianco opaco RAL 9016
Matt white RAL 9016
-  **BQ**
Antico
Antique
-  **8K**
Ruggine
Oxid
-  **8F**
Bronzato graffiato opaco
Matt brushed bronzed
-  **1M**
Ottone rustico
Rustic brass
-  **47**
Argento vecchio
Old silver
-  **46**
PVD Lucido oro
PVD Gold
-  **31**
Nichelato satinato
Satin nickel
-  **18**
Nero opaco RAL 9005
Matt black RAL 9005
-  **15**
Satinato cormato
Satin chrome
-  **08**
Bronzato graffiato
Brushed bronzed
-  **05**
Cromato lucido
Polished chrome
-  **02**
Lucido verniciato
Polished varnished

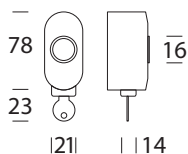
CD C81



ROSETTE - ROSETTES

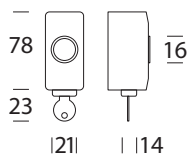
-  **K0**
Bianco opaco RAL 9016
Matt white RAL 9016
-  **8F**
Bronzato graffiato opaco
Matt brushed bronzed
-  **96**
PVD Satinato nero
PVD Satin black
-  **31**
Nichelato satinato
Satin nickel
-  **18**
Nero opaco RAL 9005
Matt black RAL 9005
-  **15**
Satinato cormato
Satin chrome
-  **05**
Cromato lucido
Polished chrome

CD T80



-  **R6**
Grey retrò
Grey retrò
-  **K0**
Bianco opaco RAL 9016
Matt white RAL 9016
-  **BQ**
Antico
Antique
-  **8K**
Ruggine
Oxid
-  **8F**
Bronzato graffiato opaco
Matt brushed bronzed
-  **1M**
Ottone rustico
Rustic brass
-  **47**
Argento vecchio
Old silver
-  **46**
PVD Lucido oro
PVD Gold
-  **31**
Nichelato satinato
Satin nickel
-  **18**
Nero opaco RAL 9005
Matt black RAL 9005
-  **15**
Satinato cormato
Satin chrome
-  **08**
Bronzato graffiato
Brushed bronzed
-  **05**
Cromato lucido
Polished chrome
-  **02**
Lucido verniciato
Polished varnished

CD T81



ROSETTE - ROSETTES

-  **K0**
Bianco opaco RAL 9016
Matt white RAL 9016
-  **8F**
Bronzato graffiato opaco
Matt brushed bronzed
-  **96**
PVD Satinato nero
PVD Satin black
-  **31**
Nichelato satinato
Satin nickel
-  **18**
Nero opaco RAL 9005
Matt black RAL 9005
-  **15**
Satinato cormato
Satin chrome
-  **05**
Cromato lucido
Polished chrome

COMPLEMENTI - COMPLEMENTS

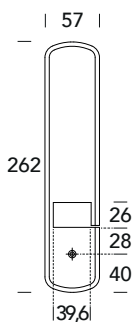
D'ARREDO

Accessories

Copriavvolgibili / Rullino <i>Roller blind covers / Belt shifters</i>	352
Manettine <i>Furniture handles</i>	353
Numeri <i>Numbers</i>	354
Pinze / Cricchetti <i>Door stop pliers / Window pawls</i>	355
Pomolini <i>Furniture knobs</i>	357
Portabiti <i>Coat hooks</i>	359
Supporti <i>Handrail supports</i>	359
Targhette <i>Name plates</i>	361

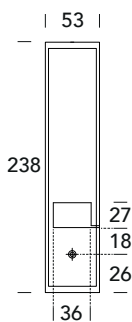
431 CA


COPRIAVVOLGIBILI / RULLINO - ROLLER BLIND COVERS / BELT SHIFTERS



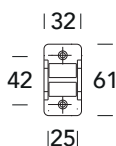
-  **15**
Satinato cromato
Satin chrome
-  **10**
Bronzato satinato
Satin bronzed
-  **02**
Lucido verniciato
Polished varnished

831 CA



-  **15**
Satinato cromato
Satin chrome

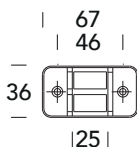
649 RU



-  **15**
Satinato cromato
Satin chrome
-  **02**
Lucido verniciato
Polished varnished

650 RU

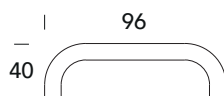
COPRIAVVOLGIBILI / RULLINO - ROLLER BLIND COVERS / BELT SHIFTERS



- 15**
Satinato cormato
Satin chrome
- 02**
Lucido verniciato
Polished varnished

114 MT

MANETTINE - FURNITURE HANDLES



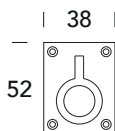
Disponibile fino ad esaurimento scorte
Available while stocks last

- BQ**
Antico
Antique
- 47**
Argento vecchio
Old silver



COMPLEMENTI - COMPLEMENTS

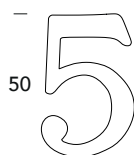
516 MT



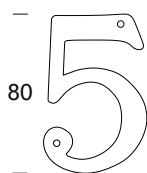
- 15**
Satinato cromato
Satin chrome
- 08**
Bronzato graffiato
Brushed bronzed
- 02**
Lucido verniciato
Polished varnished

705 NP

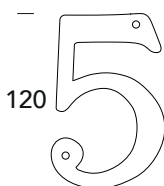
NUMERI - NUMERALS



705 NU



706 NU



604 IN

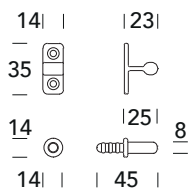
PINZE / CRICCHETTI - DOOR STOP PLIERS / WINDOW PAWLS



604 IN 00B

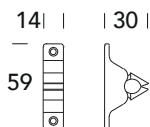


604 IN 00A



-  **G1**
Bronzato
Bronzed
-  **18**
Nero opaco RAL 9005
Matt black RAL 9005
-  **15**
Satinato cormato
Satin chrome
-  **05**
Cromato lucido
Polished chrome
-  **01**
Lucido
Polished

604 NZ



-  **G1**
Bronzato
Bronzed
-  **18**
Nero opaco RAL 9005
Matt black RAL 9005
-  **15**
Satinato cormato
Satin chrome
-  **05**
Cromato lucido
Polished chrome
-  **01**
Lucido
Polished

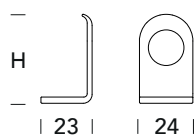
605 IN



605 IN 00B



605 IN 10A

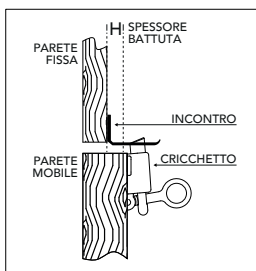
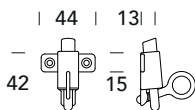


	H
1A605IN10AXX	10
1A605IN15AXX	15
1A605IN20AXX	20
1A605IN25AXX	25
1A605IN30AXX	30

-  **G1**
Bronzato
Bronzed
-  **15**
Satinato cormato
Satin chrome
-  **05**
Cromato lucido
Polished chrome
-  **01**
Lucido
Polished

605 NZ

PINZE / CRICCHETTI - DOOR STOP PLIERS / WINDOW PAWLS



- G1**
Bronzato
Bronzed
- 15**
Satinato cormato
Satin chrome
- 05**
Cromato lucido
Polished chrome
- 01**
Lucido
Polished

614 IN



614 IN 000



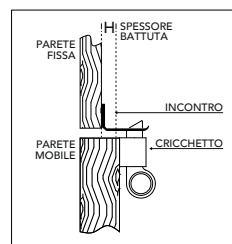
614 IN 00B



614 IN 00R

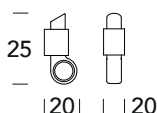


	H
1A614IN000XX	0
1A614IN10AXX	10
1A614IN15AXX	15
1A614IN20AXX	20
1A614IN25AXX	25



- 15**
Satinato cormato
Satin chrome
- 02**
Lucido verniciato
Polished varnished

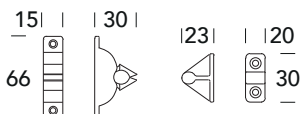
614 NZ



- 15**
Satinato cormato
Satin chrome
- 02**
Lucido verniciato
Polished varnished

616 NZ

PINZE / CRICCHETTI - DOOR STOP PLIERS / WINDOW PAWLS



4C
Tecnopolimero nero
Black technopolymer

121 PN

POMOLINI - FURNITURE KNOBS



	D	L
1A121PN022XX	22	21
1A121PN028XX	28	24
1A121PN034XX	34	26



BQ
Antico
Antique



47
Argento vecchio
Old silver



15
Satinato cormato
Satin chrome

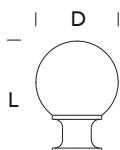



02
Lucido verniciato
Polished varnished



COMPLEMENTI - COMPLEMENTS

122 PN



	D	L
1A122PN020XX	20	27
1A122PN025XX	25	32
1A122PN030XX	30	38

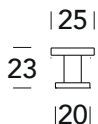


15
Satinato cormato
Satin chrome



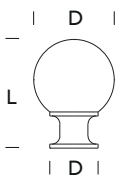
02
Lucido verniciato
Polished varnished

124 PN



- 15**
Satinato cormato
Satin chrome
- 05**
Cromato lucido
Polished chrome

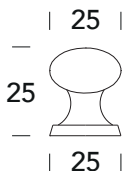
165 PN



	D	L	B
1A165PN020XX	20	27	20
1A165PN025XX	25	33	25

- 15**
Satinato cormato
Satin chrome
- 05**
Cromato lucido
Polished chrome
- 02**
Lucido verniciato
Polished varnished

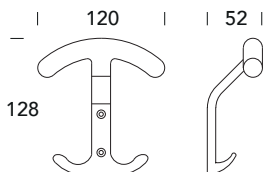
166 PN



- 15**
Satinato cormato
Satin chrome
- 02**
Lucido verniciato
Polished varnished

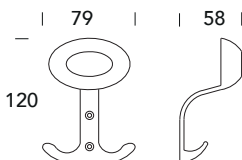
290 PA

PORTABITI - COAT HOOKS



- K0**
Bianco opaco RAL 9016
Matt white RAL 9016
- 99**
Zama satinata verniciata
Satin varnished zamak
- 41**
Ottonato
Brassed
- 18**
Nero opaco RAL 9005
Matt black RAL 9005
- 05**
Cromato lucido
Polished chrome

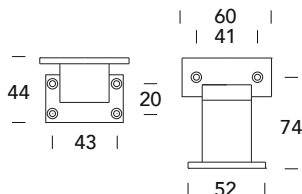
295 PA



- K0**
Bianco opaco RAL 9016
Matt white RAL 9016
- 99**
Zama satinata verniciata
Satin varnished zamak
- 41**
Ottonato
Brassed
- 18**
Nero opaco RAL 9005
Matt black RAL 9005

622 SU

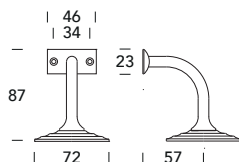
SUPPORTI - HANDRAIL SUPPORTS



- Z8**
Satinato cormato
Satin chrome
- Z3**
Zama ottonata
Brassed zamak
- G5**
Bronzo laccato
Painted bronze

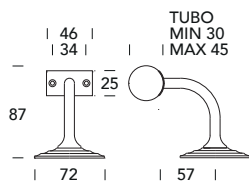
623 SU

SUPPORTI - HANDRAIL SUPPORTS



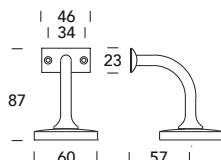
-  **15**
Satinato cormato
Satin chrome
-  **06**
Bronzato
Bronzed
-  **02**
Lucido verniciato
Polished varnished
-  **01**
Lucido
Polished

627 SU



-  **15**
Satinato cromato
Satin chrome
-  **06**
Bronzato
Bronzed
-  **02**
Lucido verniciato
Polished varnished

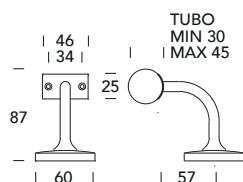
628 SU



-  **15**
Satinato cormato
Satin chrome
-  **06**
Bronzato
Bronzed
-  **02**
Lucido verniciato
Polished varnished

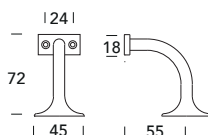
629 SU

SUPPORTI - HANDRAIL SUPPORTS



-  **15**
Satinato cromato
Satin chrome
-  **06**
Bronzato
Bronzed
-  **02**
Lucido verniciato
Polished varnished

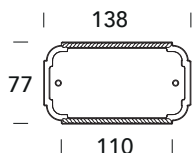
630 SU



-  **15**
Satinato cromato
Satin chrome
-  **06**
Bronzato
Bronzed
-  **02**
Lucido verniciato
Polished varnished
-  **01**
Lucido
Polished

327 TP

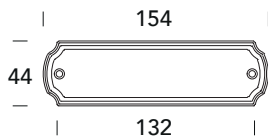
TARGHETTE - NAME PLATES



-  **10**
Bronzato satinato
Satin bronzed
-  **02**
Lucido verniciato
Polished varnished

437 TP

TARGHETTE - NAME PLATES



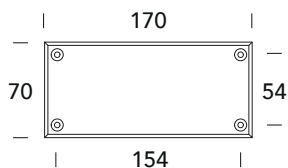
-  **31**
Nichelato satinato
Satin nickel
-  **02**
Lucido verniciato
Polished varnished

646 TP




-  **31**
Nichelato satinato
Satin nickel
-  **02**
Lucido verniciato
Polished varnished

647 TP



-  **31**
Nichelato satinato
Satin nickel
-  **02**
Lucido verniciato
Polished varnished



MANIGLIE

Handles

LINEA MINIMAL	366
Minimal Line	
LINEA QUADRA	382
Square Line	
LINEA TONDA	412
Round Line	



MANIGLIE - HANDLES

LINEA MINIMAL

Minimal Line

Atene	368
Genève	370
Kyoto	372
One	374
Phoenix	376
Seattle	378
Toledo	380

Atene Q04

Design **Reguitti Lab**

ACCIAIO INOX - STAINLESS STEEL

Tubolare - Hollow type



5S ●
Inox satinato 304
Sainless steel 304



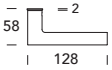
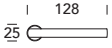
KK ●
Nero opaco RAL 9005
Matt black RAL 9005



COLLEZIONE - COLLECTION



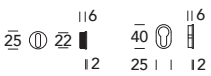
Q04MR022



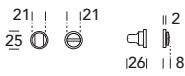
BOCCHETTE - ESCUTCHEONS



022KN - 022KY



503NO022



Genève Q03

Design **Reguitti Lab**

ACCIAIO INOX - STAINLESS STEEL

Tubolare - Hollow type



5S ●
Inox satinato 304
Stainless steel 304



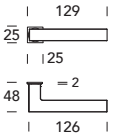
KK ●
Nero opaco RAL 9005
Matt black RAL 9005



COLLEZIONE - COLLECTION




Q03MRQ22



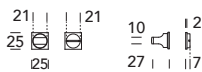
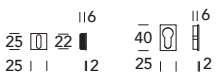
BOCCHETTE - ESCUTCHEONS



Q22KN - Q22KY



503NOQ22



Kyoto Q18

Design **Reguitti Lab**

ACCIAIO INOX - STAINLESS STEEL

Tubolare - Hollow type



5S ●

Inox satinato 304
Stainless steel 304



KK ●

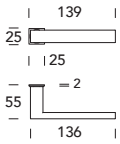
Nero opaco RAL 9005
Matt black RAL 9005



COLLEZIONE - COLLECTION



Q18MRQ22



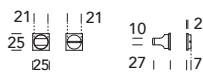
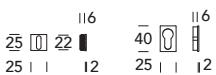
BOCCHETTE - ESCUTCHEONS



Q22KN - Q22KY



503NOQ22



One 10N

Design **Reguitti Lab**

ACCIAIO INOX - STAINLESS STEEL

Piena - Solid type



DESIGN REGISTRATO
REGISTERED DESIGN



S5 ●

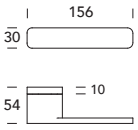
Inox satinato 316L
Sainless steel 316L



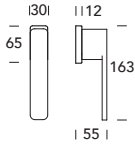
COLLEZIONE - COLLECTION



10NMR10N



10NDKQ15



BOCCHETTE - ESCUTCHEONS



10RKN - 10RKY



503NO10R



Phoenix Q01

Design **Reguitti Lab**

ACCIAIO INOX - STAINLESS STEEL

Piena - Solid type



5S ●
Inox satinato 304
Sainless steel 304



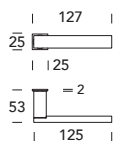
KK ●
Nero opaco RAL 9005
Matt black RAL 9005



COLLEZIONE - COLLECTION




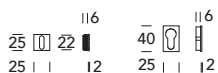
Q01MRQ22



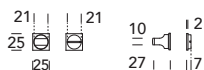
BOCCHETTE - ESCUTCHEONS



Q22KN - Q22KY



503NOQ22



Seattle Q16

Design **Reguitti Lab**

ACCIAIO INOX - STAINLESS STEEL

Piena - Solid type



5S ●
Inox satinato 304
Sainless steel 304



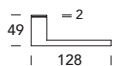

KK ●
Nero opaco RAL 9005
Matt black RAL 9005



COLLEZIONE - COLLECTION




Q16MRQ22



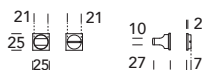
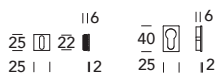
BOCCHETTE - ESCUTCHEONS



Q22KN - Q22KY



503NOQ22



Toledo L14

Design **Reguitti Lab**

ACCIAIO INOX - STAINLESS STEEL

Tubolare - Hollow type



5S ●
Inox satinato 304
Stainless steel 304



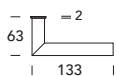

KK ●
Nero opaco RAL 9005
Matt black RAL 9005



COLLEZIONE - COLLECTION



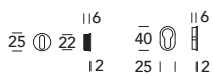
L14MR022



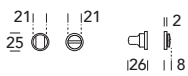
BOCCHETTE - ESCUTCHEONS




022KN - 022KY



503NO022





MANIGLIE - HANDLES

LINEA QUADRA

Square Line

Atene	384
Genève	386
Glasgow	392
Kyoto	394
Nizza	396
Osaka	398
Phoenix	400
Rhodos	402
Seattle	404
Seoul	406
Toledo	408

Atene Q04

Design **Reguitti Lab**

ACCIAIO INOX - STAINLESS STEEL

Tubolare - Hollow type



5S ●
Inox satinato 304
Stainless steel 304



KK ●
Nero opaco RAL 9005
Matt black RAL 9005



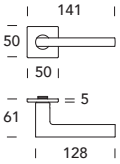
S5 ●
Inox satinato 316L
Stainless steel 316L



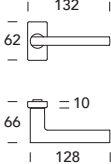
COLLEZIONE - COLLECTION



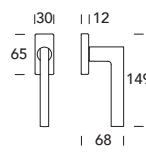
Q04MRQ01



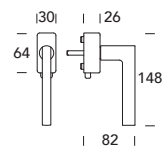
Q04MR9QM



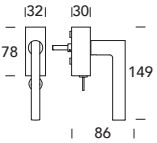
Q04DKQ15



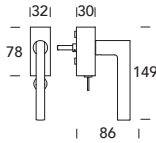
Q04DKQ75



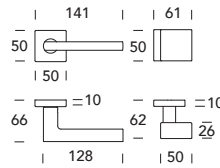
Q04DKC81



Q04DKT81



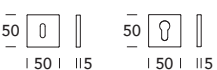
Q04PMQ56



BOCCHETTE - ESCUTCHEONS



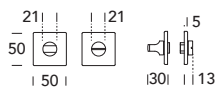
Q01KN - Q01KY



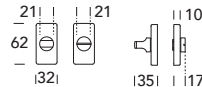
Q09KN - Q09KY



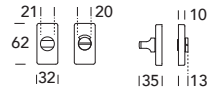
503NOQ01



503NO9QL



503NOFQ9




Genève Q03 / Q01

Design **Reguitti Lab**

ACCIAIO INOX - STAINLESS STEEL

Tubolare - Hollow type



5S ●
Inox satinato 304
Stainless steel 304



KK ●
Nero opaco RAL 9005
Matt black RAL 9005



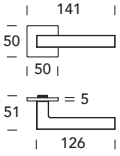
S5 ●
Inox satinato 316L
Stainless steel 316L



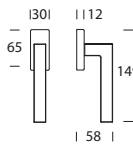
COLLEZIONE - COLLECTION



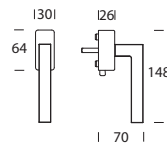
Q03MRQ01



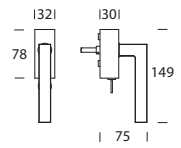
Q03DKQ15



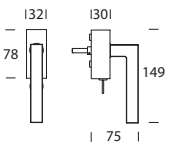
Q03DKQ75



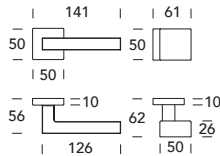
Q03DKC81



Q03DKT81



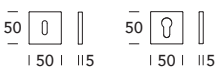
Q03PMQ56



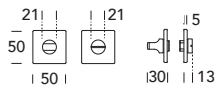
BOCCHETTE - ESCUTCHEONS



Q01KN - Q01KY



503NOQ01



Genève Q03 / 9QM

Design **Reguitti Lab**

ACCIAIO INOX - STAINLESS STEEL

Tubolare - Hollow type



5S ●
Inox satinato 304
Stainless steel 304



KK ●
Nero opaco RAL 9005
Matt black RAL 9005



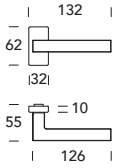
S5 ●
Inox satinato 316L
Stainless steel 316L



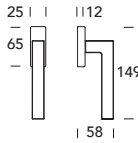
COLLEZIONE - COLLECTION



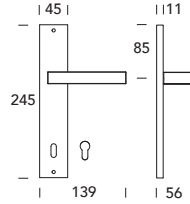
Q03MR9QM



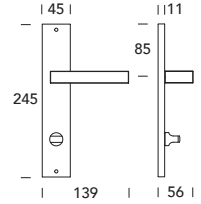
Q03DKQ25



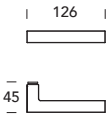
Q03MPL62



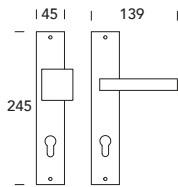
Q03PWL62



Q03CM



Q03PML62



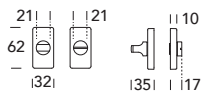
BOCCHETTE - ESCUTCHEONS



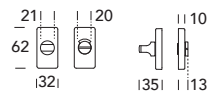
Q09KN - Q09KY



503N09QL



503N0FQ9



Genève 200 G20

Design **Reguitti Lab**

ACCIAIO INOX - STAINLESS STEEL

Tubolare - Hollow type



S5 ●

Inox satinato 316L

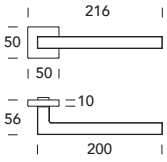
Stainless steel 316L



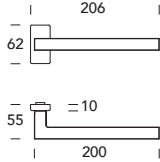
COLLEZIONE - COLLECTION



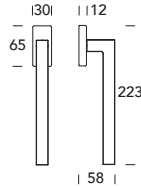
G20MRQ56



G20MR9QM



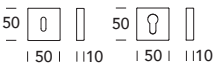
G20DKQ15



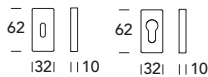
BOCCHETTE - ESCUTCHEONS



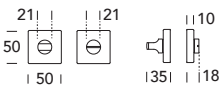
Q08KN - Q08KY



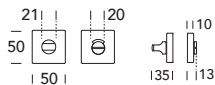
Q09KN - Q09KY



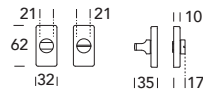
503NOQ56



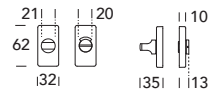
503NOQF6



503NO9QL



503NOFQ9



Glasgow L30

Design **Reguitti Lab**

ACCIAIO INOX - STAINLESS STEEL

Tubolare - Hollow type



5S ●

Inox satinato 304
Sainless steel 304



KK ●

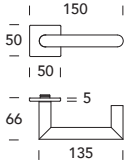
Nero opaco RAL 9005
Matt black RAL 9005



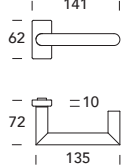
COLLEZIONE - COLLECTION



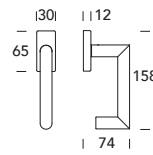
L30MRQ01



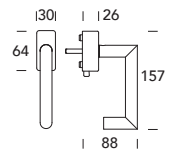
L30MR9QM



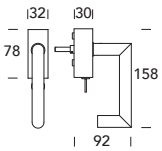
L30DKQ15



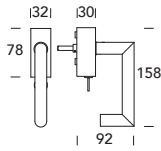
L30DKQ75



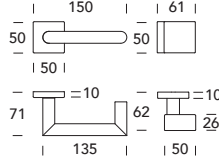
L30DKC81



L30DKT81



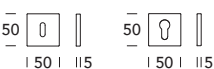
L30PMQ56



BOCCHETTE - ESCUTCHEONS



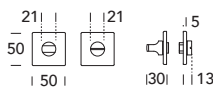
Q01KN - Q01KY



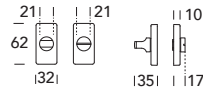
Q09KN - Q09KY



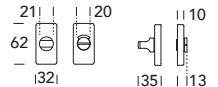
503NOQ01



503NO9QL



503NOFQ9



Kyoto Q18

Design **Reguitti Lab**

ACCIAIO INOX - STAINLESS STEEL

Tubolare - Hollow type



5S ●
Inox satinato 304
Sainless steel 304



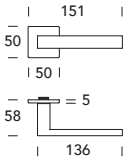
KK ●
Nero opaco RAL 9005
Matt black RAL 9005



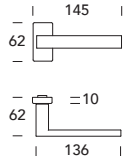
COLLEZIONE - COLLECTION



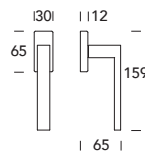
Q18MRQ01



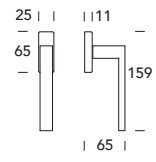
Q18MR9QM



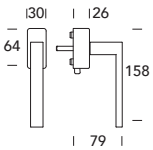
Q18DKQ15



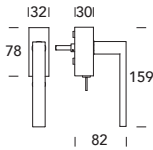
Q18DKQ25



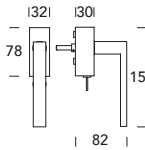
Q18DKQ75



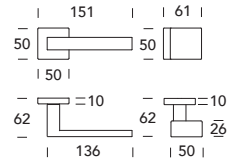
Q18DKC81



Q18DKT81



Q18PMQ56



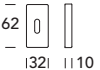
BOCCHETTE - ESCUTCHEONS



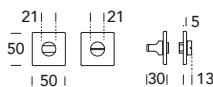
Q01KN - Q01KY



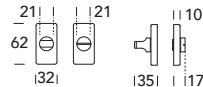
Q09KN - Q09KY



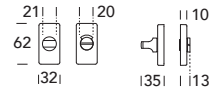
503NOQ01



503NO9QL



503NOFQ9



Nizza Q11

Design **Reguitti Lab**

ACCIAIO INOX - STAINLESS STEEL

Piena - Solid type



5S ●
Inox satinato 304
Sainless steel 304



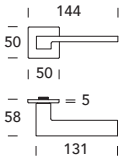
KK ●
Nero opaco RAL 9005
Matt black RAL 9005



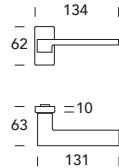
COLLEZIONE - COLLECTION



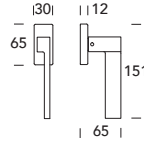
Q11MRQ01
● ●



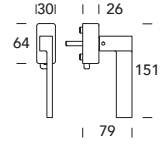
Q11MR9QM
● ●



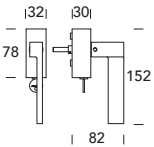
Q11DKQ15
● ●



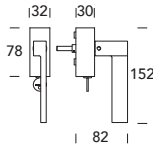
Q11DKQ75
● ●



Q11DKC81
● ●



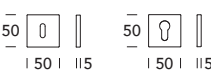
Q11DKT81
● ●



BOCCHETTE - ESCUTCHEONS



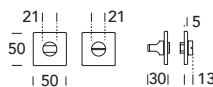
Q01KN - Q01KY



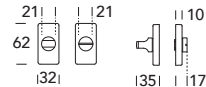
Q09KN - Q09KY



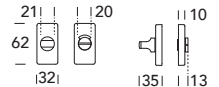
503NOQ01



503NO9QL



503NOFQ9



Osaka Q05

Design **Reguitti Lab**

ACCIAIO INOX - STAINLESS STEEL

Tubolare - Hollow type



5S ●

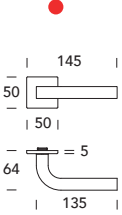
Inox satinato 304
Sainless steel 304



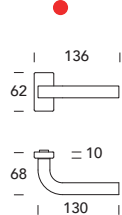
COLLEZIONE - COLLECTION



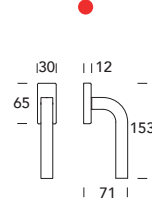
Q05MRQ01



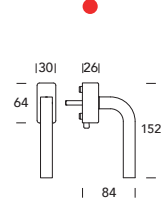
Q05MR9QM



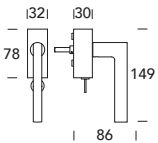
Q05DKQ15



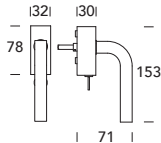
Q05DKQ75



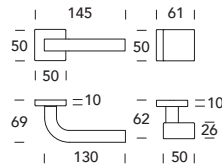
Q05DKC81



Q05DKT81



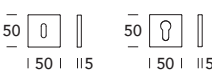
Q05PMQ56



BOCCHETTE - ESCUTCHEONS



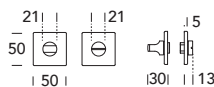
Q01KN - Q01KY



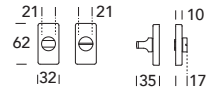
Q09KN - Q09KY



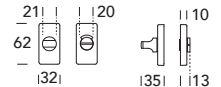
503NOQ01



503NO9QL



503NOFQ9



Phoenix Q01

Design **Reguitti Lab**

ACCIAIO INOX - STAINLESS STEEL

Piena - Solid type



5S ●
Inox satinato 304
Stainless steel 304



KK ●
Nero opaco RAL 9005
Matt black RAL 9005



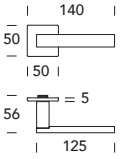
S5 ●
Inox satinato 316L
Stainless steel 316L



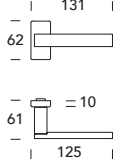
COLLEZIONE - COLLECTION



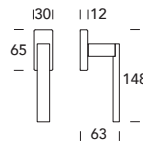
Q01MRQ01




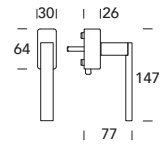
Q01MR9QM



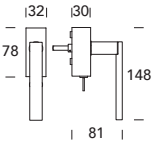
Q01DKQ15



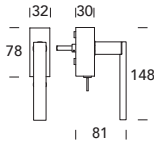
Q01DKQ75



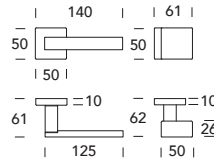
Q01DKC81



Q01DKT81



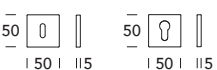
Q01PMQ56



BOCCHETTE - ESCUTCHEONS



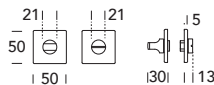
Q01KN - Q01KY



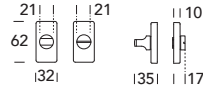
Q09KN - Q09KY



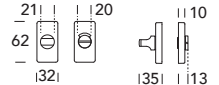
503NOQ01



503NO9QL



503NOFQ9



Rhodos Q51

Design **Reguitti Lab**

ACCIAIO INOX - STAINLESS STEEL

Piena - Solid type




Q1 ●

Inox satinato / Inox lucido

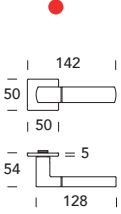
Satin stainless steel / Polished stainless steel



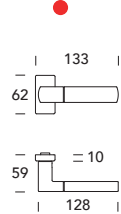
COLLEZIONE - COLLECTION



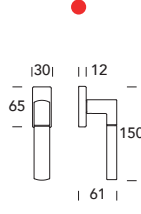
Q51MRQ01



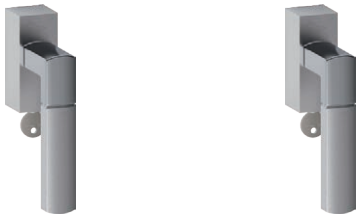
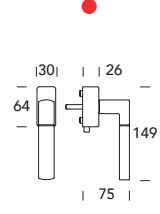
Q51MR9QM



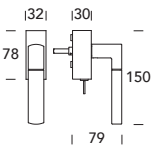
Q51DKQ15



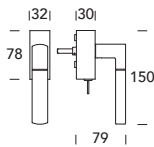
Q51DKQ75



Q51DKC81



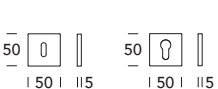
Q51DKT81



BOCCHETTE - ESCUTCHEONS



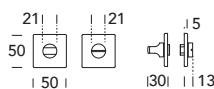
Q01KN - Q01KY



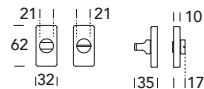
Q09KN - Q09KY



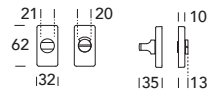
503NOQ01



503NO9QL



503NOFQ9



Seattle Q16

Design **Reguitti Lab**

ACCIAIO INOX - STAINLESS STEEL

Piena - Solid type



5S ●
Inox satinato 304
Sainless steel 304



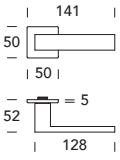
KK ●
Nero opaco RAL 9005
Matt black RAL 9005



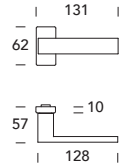
COLLEZIONE - COLLECTION



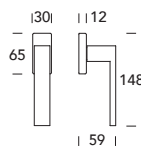
Q16MRQ01



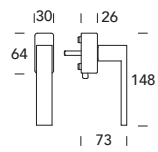
Q16MR9QM



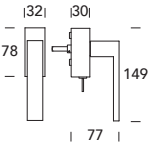
Q16DKQ15



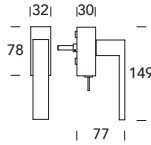
Q16DKQ75



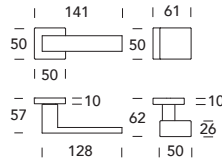
Q16DKC81



Q16DKT81



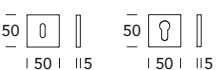
Q16PMQ56



BOCCHETTE - ESCUTCHEONS



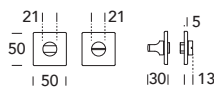
Q01KN - Q01KY



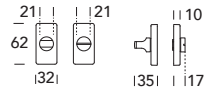
Q09KN - Q09KY



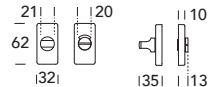
503NOQ01



503NO9QL



503NOFQ9



Seoul Q17

Design **Reguitti Lab**

ACCIAIO INOX - STAINLESS STEEL

Piena - Solid type



5S ●
Inox satinato 304
Sainless steel 304



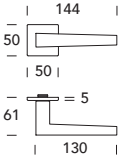
KK ●
Nero opaco RAL 9005
Matt black RAL 9005



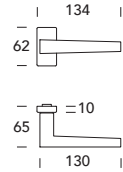
COLLEZIONE - COLLECTION



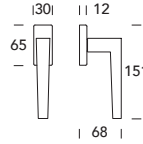
Q17MRQ01



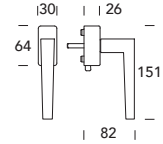
Q17MR9QM



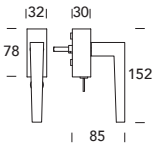
Q17DKQ15



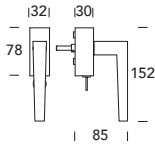
Q17DKQ75



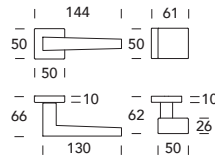
Q17DKC81



Q17DKT81



Q17PMQ56



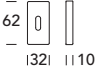
BOCCHETTE - ESCUTCHEONS



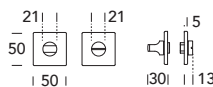
Q01KN - Q01KY



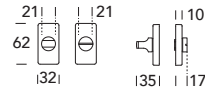
Q09KN - Q09KY



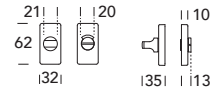
503NOQ01



503NO9QL



503NOFQ9



Toledo L14 / Q56

Design **Reguitti Lab**

ACCIAIO INOX - STAINLESS STEEL

Tubolare - Hollow type



5S ●
Inox satinato 304
Sainless steel 304



KK ●
Nero opaco RAL 9005
Matt black RAL 9005



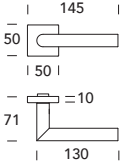
S5 ●
Inox satinato 316L
Sainless steel 316L



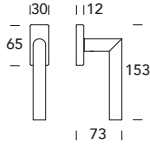
COLLEZIONE - COLLECTION



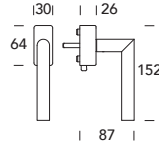
L14MRQ56



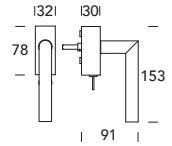
L14DKQ15



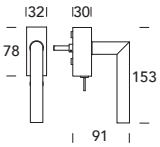
L14DKQ75



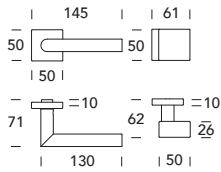
L14DKC81



L14DKT81



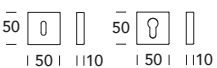
L14PMQ56



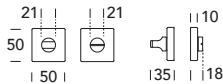
BOCCHETTE - ESCUTCHEONS



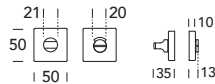
Q08KN - Q08KY



503NOQ56



503NOQF6



Toledo L14 / 9QM

Design **Reguitti Lab**

ACCIAIO INOX - STAINLESS STEEL

Tubolare - Hollow type



5S ●
Inox satinato 304
Sainless steel 304



KK ●
Nero opaco RAL 9005
Matt black RAL 9005



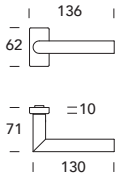
S5 ●
Inox satinato 316L
Sainless steel 316L



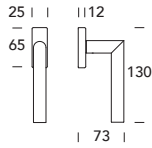
COLLEZIONE - COLLECTION



L14MR9QM



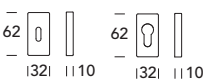
L14DKQ25



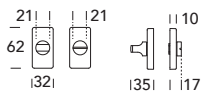
BOCCHETTE - ESCUTCHEONS



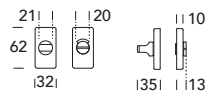
Q09KN - Q09KY




503N09QL



503NOFQ9





MANIGLIE - HANDLES

LINEA TONDA

Round Line

Edimburgo	414
Helsinki	416
Istanbul	418
Mikonos	420
Naxos	422
Oslo	424
Ottawa	426
Samos	428
Stoccolma	430
Toledo	440

Edimburgo L10

Design **Reguitti Lab**

ACCIAIO INOX - STAINLESS STEEL

Tubolare - Hollow type



Q1 ●

Inox satinato / Inox lucido

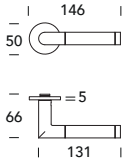
Satin stainless steel / Polished stainless steel



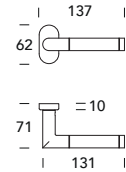
COLLEZIONE - COLLECTION



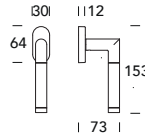
L10MRT01



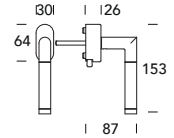
L10MR9M6



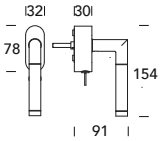
L10DK015



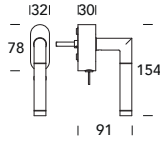
L10DK075



L10DKC80



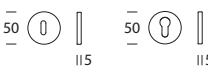
L10DKT80



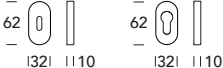
BOCCHETTE - ESCUTCHEONS



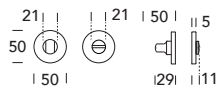
T01KN - T01KY



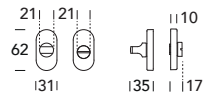
009KN - 009KY



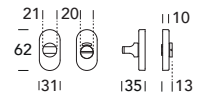
503NOT01



503NOL09



503NOF09



Helsinki L17

Design **Reguitti Lab**

ACCIAIO INOX - STAINLESS STEEL

Tubolare - Hollow type



5S ●

Inox satinato 304
Stainless steel 304



KK ●

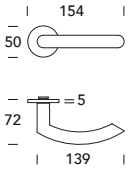
Nero opaco RAL 9005
Matt black RAL 9005



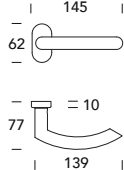
COLLEZIONE - COLLECTION



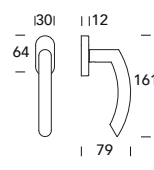
L17MRT01



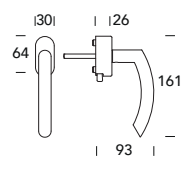
L17MR9M6



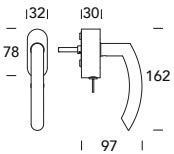
L17DK015



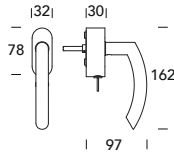
L17DK075



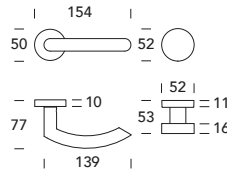
L17DKC80



L17DKT80



L17PMM53



BOCCHETTE - ESCUTCHEONS



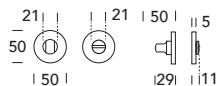
T01KN - T01KY



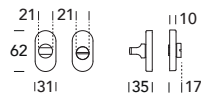
009KN - 009KY



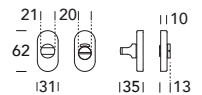
503NOT01



503NOL09



503NOF09



Istanbul L20

Design **Reguitti Lab**

ACCIAIO INOX - STAINLESS STEEL

Tubolare - Hollow type



5S ●
Inox satinato 304
Sainless steel 304



KK ●
Nero opaco RAL 9005
Matt black RAL 9005



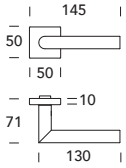
S5 ●
Inox satinato 316L
Sainless steel 316L



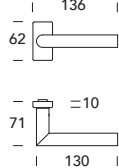
COLLEZIONE - COLLECTION



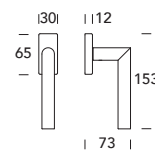
L20MRT01



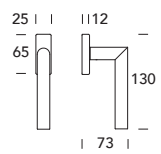
L20MR9M6



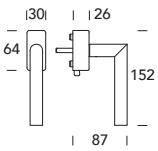
L20DK015



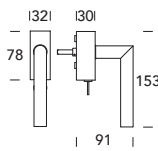
L20DK075



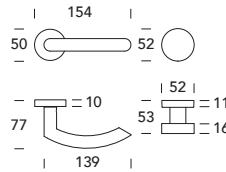
L20DKC80



L20DKT80



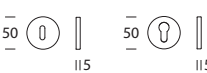
L20PMM52



BOCCHETTE - ESCUTCHEONS



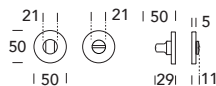
T01KN - T01KY



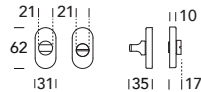
009KN - 009KY



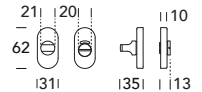
503NOT01



503NOL09



503NOF09



Mikonos L29

Design **Reguitti Lab**

ACCIAIO INOX - STAINLESS STEEL

Piena - Solid type



5S ●

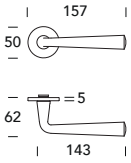
Inox satinato 304
Sainless steel 304



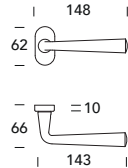
COLLEZIONE - COLLECTION



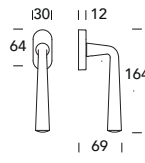
L29MRT01



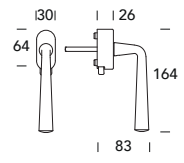
L29MR9M6



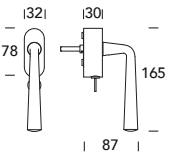
L29DK015



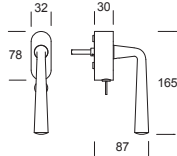
L29DK075



L29DKC80



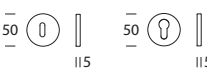
L29DKT80



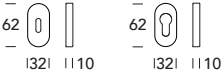
BOCCHETTE - ESCUTCHEONS



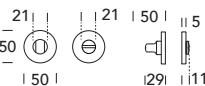
T01KN - T01KY



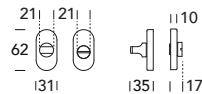
009KN - 009KY



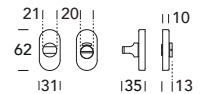
503NOT01



503NOL09



503NOF09



Naxos L28

Design **Reguitti Lab**

ACCIAIO INOX - STAINLESS STEEL

Piena - Solid type



5S ●
Inox satinato 304
Sainless steel 304



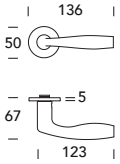
KK ●
Nero opaco RAL 9005
Matt black RAL 9005



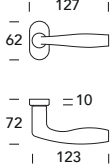
COLLEZIONE - COLLECTION



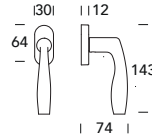
L28MRT01



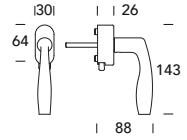
L28MR9M6



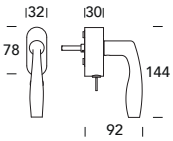
L28DK015



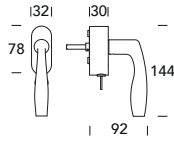
L28DK075



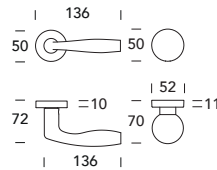
L28DKC80



L28DKT80



L28PMM52



BOCCHETTE - ESCUTCHEONS



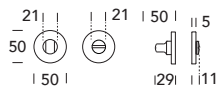
T01KN - T01KY



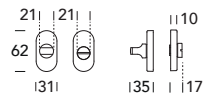
009KN - 009KY



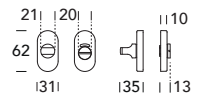
503NOT01



503NOL09



503NOF09




Oslo L13

Design **Reguitti Lab**

ACCIAIO INOX - STAINLESS STEEL

Tubolare - Hollow type



5S ●
Inox satinato 304
Sainless steel 304



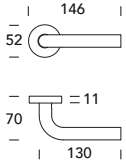
KK ●
Nero opaco RAL 9005
Matt black RAL 9005



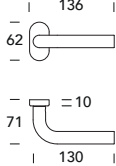
COLLEZIONE - COLLECTION



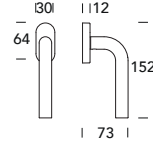
L13MRL52



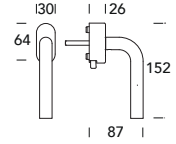
L13MRL09



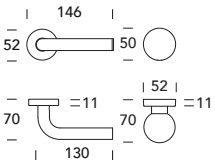
L13DK015



L13DK075



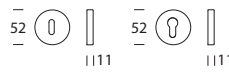
L13PMM52



BOCCHETTE - ESCUTCHEONS



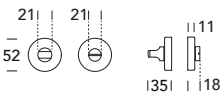
T52KN - T52KY



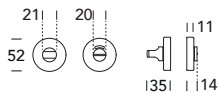
009KN - 009KY



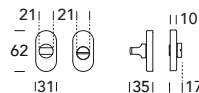
503NOL52



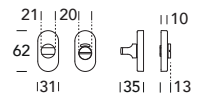
503NOF52



503NOL09



503NOF09



Ottawa L19

Design **Reguitti Lab**

ACCIAIO INOX - STAINLESS STEEL
Piena / Tubolare - Solid / Hollow type



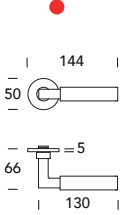
5S ●
Inox satinato 304
Sainless steel 304



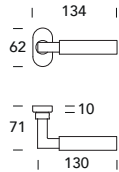
COLLEZIONE - COLLECTION



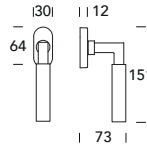
L19MRT01



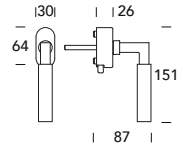
L19MR9M6



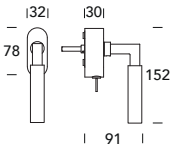
L19DK015



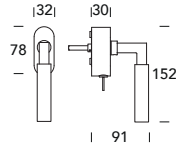
L19DK075



L19DKC80



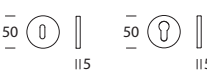
L19DKT80



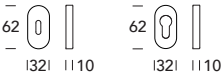
BOCCHETTE - ESCUTCHEONS



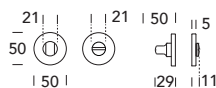
T01KN - T01KY



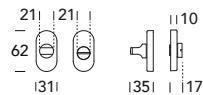
009KN - 009KY



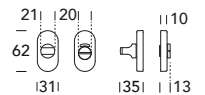
503NOT01



503NOL09



503NOF09



Samos L27

Design **Reguitti Lab**

ACCIAIO INOX - STAINLESS STEEL

Piena - Solid type



5S ●

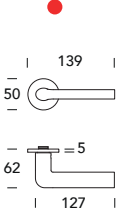
Inox satinato 304
Sainless steel 304



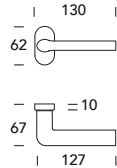
COLLEZIONE - COLLECTION



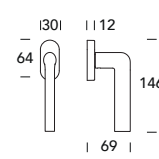
L27MRT01



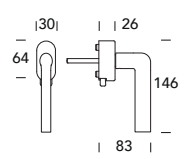
L27MR9M6



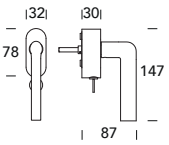
L27DK015



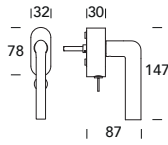
L27DK075



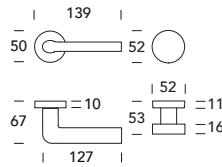
L27DKC80



L27DKT80



L27PMM53



BOCCHETTE - ESCUTCHEONS



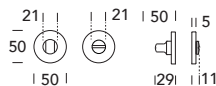
T01KN - T01KY



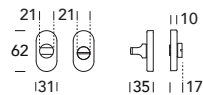
009KN - 009KY



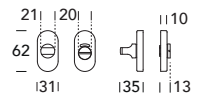
503NOT01



503NOL09



503NOF09



Stoccolma L15 / L52

Design **Reguitti Lab**

ACCIAIO INOX - STAINLESS STEEL

Tubolare - Hollow type



5S ●
Inox satinato 304
Stainless steel 304



S5 ●
Inox satinato 316L
Stainless steel 316L



 **GW** ●
Inox satinato antigerm
Stainless steel antigerm



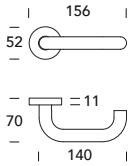
KK ●
Nero opaco RAL 9005
Matt black RAL 9005



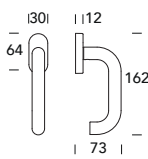
COLLEZIONE - COLLECTION



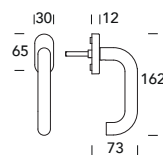
L15MRL52



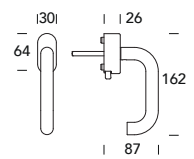
L15DK015



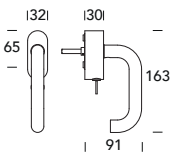
L15DK024



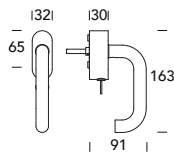
L15DK075



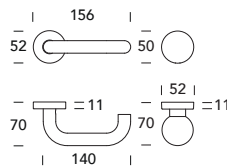
L15DKC80



L15DKT80



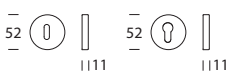
L15PMM52



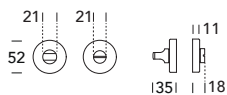
BOCCHETTE - ESCUTCHEONS



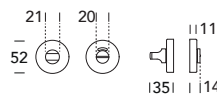
T52KN - T52KY



503NOL52



503NOF52



Stoccolma L15 / L09

Design **Reguitti Lab**

ACCIAIO INOX - STAINLESS STEEL

Tubolare - Hollow type



5S ●
Inox satinato 304
Stainless steel 304



S5 ●
Inox satinato 316L
Stainless steel 316L



GW ●
Inox satinato antigerm
Stainless steel antigerm



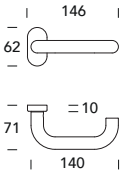
KK ●
Nero opaco RAL 9005
Matt black RAL 9005



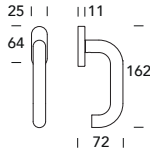
COLLEZIONE - COLLECTION



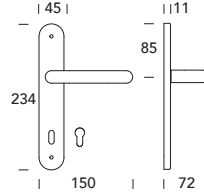
L15MRL09



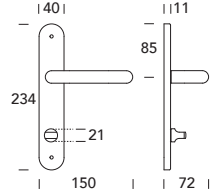
L15DK025



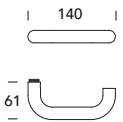
L15MPL52



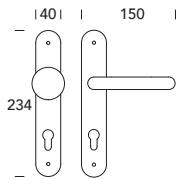
L15PWL52



L15CM



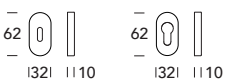
L15PML52



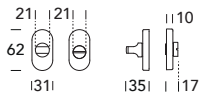
BOCCHETTE - ESCUTCHEONS



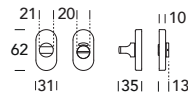
009KN - 009KY



503NOL09



503NOF09



Stoccolma L15 / Fire-resistant

Design **Reguitti Lab**

ACCIAIO INOX - STAINLESS STEEL

Tubolare - Hollow type

PER PORTE TAGLIAFUOCO
FIRE-RESISTANT



5S ●
Inox satinato 304
Sainless steel 304

A richiesta sistema quadro 9 mm con rosetta $\varnothing 52$ mm e viti passanti: codice L15MRL52-09
On request system with 9 mm spindle and $\varnothing 52$ rose and bolt through fixing: code L15MRL52-09



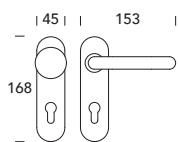
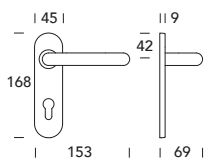
COLLEZIONE - COLLECTION



L15MPL72



L15PML72



Stoccolma 200 S20

Design **Reguitti Lab**

ACCIAIO INOX - STAINLESS STEEL

Tubolare - Hollow type



5S ●
Inox satinato 304
Stainless steel 304



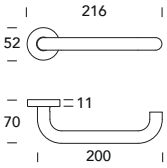
GW ●
Inox satinato antigerm
Stainless steel antigerm



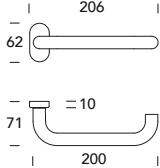
COLLEZIONE - COLLECTION



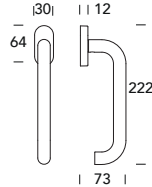
S20MRL52



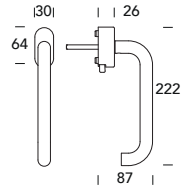
S20MRL09



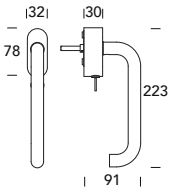
S20DK015



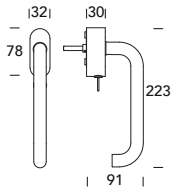
S20DK075



S20DKC80



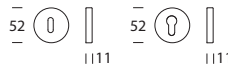
S20DKT80



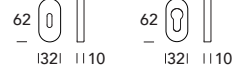
BOCCHETTE - ESCUTCHEONS



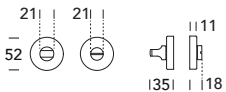
T52KN - T52KY



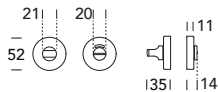
009KN - 009KY



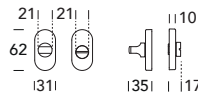
503NOL52



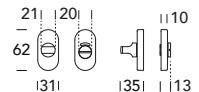
503NOF52



503NOL09



503NOF09



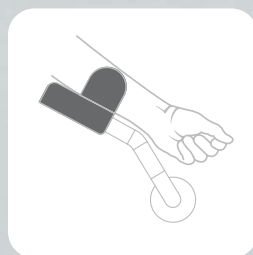
Stoccolma HF

Design Zoo Architectural hardware

ACCIAIO INOX - STAINLESS STEEL

Tubolare - Hollow type

ZOO
ARCHITECTURAL HARDWARE



5S ●

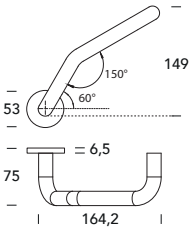
Inox satinato 304
Stainless steel 304



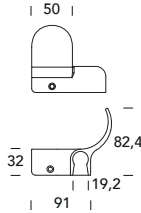
COLLEZIONE - COLLECTION



Z15MR0TP



Z15VM



- Per consentire l'apertura della porta utilizzando l'avambraccio
To allow the door to be pulled open whilst still using the forearm
- Progettato per l'utilizzo con maniglia ZS-SSHF130
Designed for use with ZS-SSHF130 cranked handle
- Viti di fissaggio su maniglia incluso
Secure fixings included
- Finitura in nylon nero
Black nylon finish
- Fornito in coppia
Supplied as a pair

- 19mm diameter tube
Tubolare diametro 19 mm
- Cranked Hands-free lever on rose
Maniglia Hands-free con rosetta
- 53 x 6.5mm round sprung rose
Rosetta diametro 53 x 6,5 mm
- Operated by the forearm
Azionata dall'avambraccio
- Reduces contact with hands
Riduce il contatto con le mani
- Reduces the spread of germs, bacteria, viruses and infection
Riduce la diffusione di germi, batteri, virus e infezioni
- Bolt through fixings included
Viti passanti di fissaggio incluse
- Suitable for 35-54mm doors thickness
Adatto per spessore porte da 35-54 mm

La maniglia Hands-free con rosetta consente all'utente di azionare la leva e tirare o spingere la porta con l'avambraccio o il gomito o spingere la porta con l'avambraccio o il gomito, anziché dover afferrare la maniglia con la mano.

Il design alza l'altezza operativa della leva per aiutare l'utente e, semplicemente appoggiando la leva, questa si aziona e consente l'apertura della porta.

Ideale da utilizzare con il modello ZS-NYHFA per agevolare il funzionamento sia sul lato a tirare che su quello a spingere sia sul lato a tirare della porta che su quello a spingere

The Cranked Hands-free lever allows the user to operate the lever and pull or push the door open with a forearm or elbow rather than having to grasp the handle with the hand,

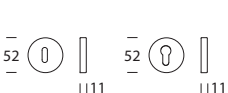
The design lifts the operable height of the lever to assist the user, and by simply leaning on the lever it will operate and allow the door to open.

Ideally used with the ZS-NYHFA to allow easier operation on the pull side of the door as well as the push side.

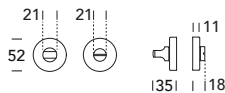
BOCCHETTE - ESCUTCHEONS



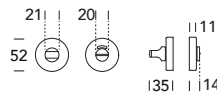
T52KN - T52KY



503NOL52



503NOF52




Toledo L14 / L52

Design **Reguitti Lab**

ACCIAIO INOX - STAINLESS STEEL

Tubolare - Hollow type



3W ●
PVD Gun metal
PVD Gun metal



KK ●
Nero opaco RAL 9005
Matt black RAL 9005



5S ●
Inox satinato 304
Stainless steel 304



S5 ●
Inox satinato 316L
Stainless steel 316L



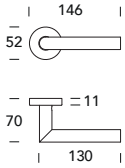
GW ●
Inox satinato antigerm
Stainless steel antigerm



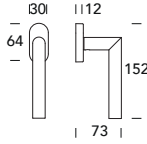
COLLEZIONE - COLLECTION



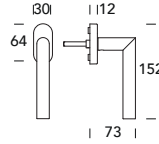
L14MRL52



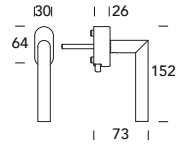
L14DK015



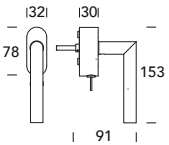
L14DK024



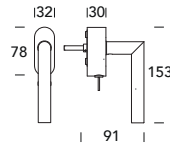
L14DK075



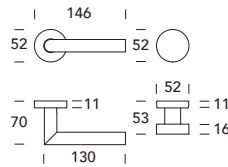
L14DKC80



L14DKT80



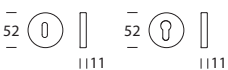
L14PMM53



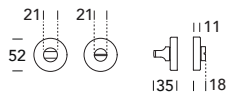
BOCCHETTE - ESCUTCHEONS



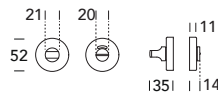
T52KN - T52KY



503NOL52



503NOF52



Toledo L14 / L09

Design **Reguitti Lab**

ACCIAIO INOX - STAINLESS STEEL

Tubolare - Hollow type



3W ●
PVD Gun metal
PVD Gun metal



KK ●

Nero opaco RAL 9005
Matt black RAL 9005



5S ●

Inox satinato 304
Stainless steel 304



S5 ●

Inox satinato 316L
Stainless steel 316L



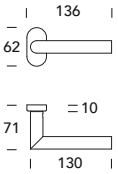
GW ●
Inox satinato antigerm
Stainless steel antigerm



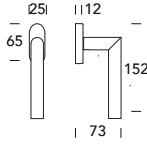
COLLEZIONE - COLLECTION



L14MRL09



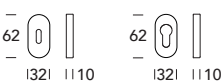
L14DK025



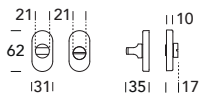
BOCCHETTE - ESCUTCHEONS



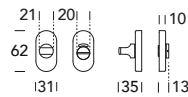
009KN - 009KY



503NOL09



503NOF09



Toledo B B14

Design **Reguitti Lab**

ACCIAIO INOX - STAINLESS STEEL

Tubolare - Hollow type

RIBASSATA

LOW-PROFILE HANDLE



5S ●

Inox satinato 304
Stainless steel 304



KK ●

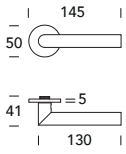
Nero opaco RAL 9005
Matt black RAL 9005



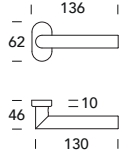
COLLEZIONE - COLLECTION



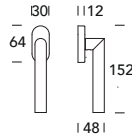
B14MRT01



B14MR9M6



B14DK015



BOCCHETTE - ESCUTCHEONS



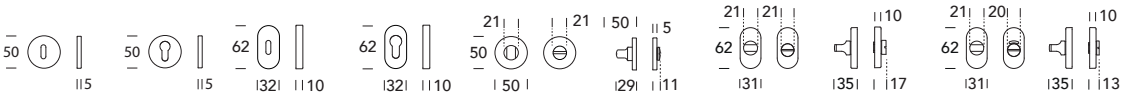
T01KN - T01KY

009KN - 009KY

503NOT01

503NOL09

503NOF09





 REGUITTinox



MANIGLIONI

Pull handles

LINEA QUADRA	448
Square Line	
LINEA TONDA	492
Round Line	



LINEA QUADRA

Square Line


Albatros	450
Condor	452
Dallas	454
Denver	456
Liverpool	462
Miami	466
Next	472
One	474
Porto	476
Toronto	478
Washington	490

Albatros

3JQMS

MANIGLIONE SINGOLO
SINGLE PULL HANDLE

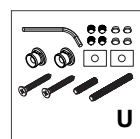
ACCIAIO INOX - STAINLESS STEEL



5S ●
Inox satinato 304
Stainless steel 304



KK ●
Nero opaco RAL 9005
Matt black RAL 9005



VERSIONE
VERSION



SEZIONE
SECTION



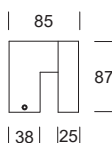
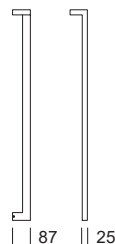

APERTURA
OPENING



I **MANIGLIONE MISURE STANDARD**
STANDARD PULL HANDLE

Codice Code	Interasse C/C distance	Lunghezza Length	Inox sat. 304 Sat. steel 304	Inox sat. 316L Sat steel 316L	Nero RAL 9005 Black RAL 9005	
3JQMS-J0D	1000 mm	1032 mm	●	-	●	-
3JQMS-J0S	1000 mm	1032 mm	●	-	●	-

D = Destro Right S = Sinistro Left



**Posizione
grani**
Grub screws
position

Servizio rapido a richiesta
On request fast shipment

Condor

3JPMS

MANIGLIONE SINGOLO
SINGLE PULL HANDLE

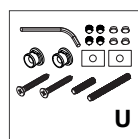
ACCIAIO INOX - STAINLESS STEEL



KK ●
Nero opaco RAL 9005
Matt black RAL 9005



S5 ●
Inox satinato 316L
Stainless steel 316L



VERSIONE
VERSION



SEZIONE
SECTION



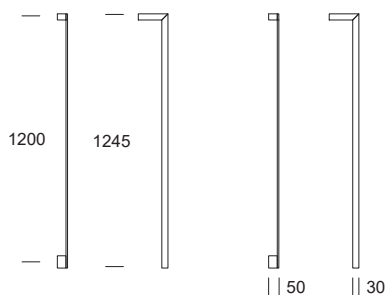
APERTURA
OPENING



MANIGLIONE MISURE STANDARD
STANDARD PULL HANDLE

Codice Code	Interasse C/C distance	Lunghezza Length	Inox sat. 304 Sat. steel 304	Inox sat. 316L Sat steel 316L	Nero RAL 9005 Black RAL 9005	
3JPMS-L0D	1200 mm	1245 mm	-	●	●	-
3JPMS-L0S	1200 mm	1245 mm	-	●	●	-

D = Destro Right S = Sinistro Left



Posizione grani
Grub screws position

Dallas

630MD

MANIGLIONE SINGOLO
SINGLE PULL HANDLE

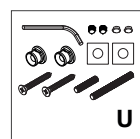
ACCIAIO INOX - STAINLESS STEEL



5S ●
Inox satinato 304
Stainless steel 304



KK ●
Nero opaco RAL 9005
Matt black RAL 9005



VERSIONE
VERSION



SEZIONE
SECTION



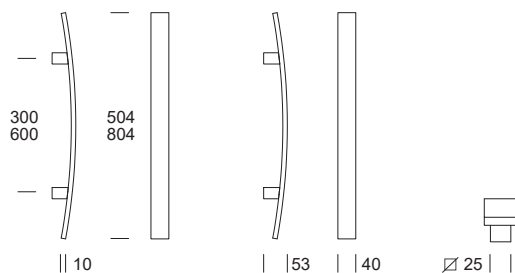
APERTURA
OPENING



I **MANIGLIONE MISURE STANDARD**
STANDARD PULL HANDLE

Codice Code	Interasse C/C distance	Lunghezza Length	Inox sat. 304 Sat. steel 304	Inox sat. 316L Sat steel 316L	Nero RAL 9005 Black RAL 9005	
630MD050-C0	300 mm	504 mm	●	-	●	-
630MD080-F0	600 mm	804 mm	●	-	●	-

MANIGLIONI - PULL HANDLES



**Posizione
grani**
Grub screws
position


Servizio rapido a richiesta
On request fast shipment

Denver 20

Q20MD

MANIGLIONE SINGOLO
SINGLE PULL HANDLE

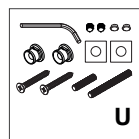
ACCIAIO INOX - STAINLESS STEEL



5S ●
Inox satinato 304
Stainless steel 304



KK ●
Nero opaco RAL 9005
Matt black RAL 9005



VERSIONE
VERSION



SEZIONE
SECTION



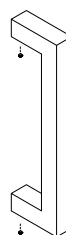
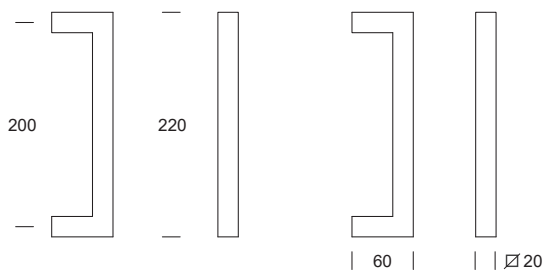
APERTURA
OPENING



MANIGLIONE MISURE STANDARD
STANDARD PULL HANDLE

Codice Code	Interasse C/C distance	Lunghezza Length	Inox sat. 304 Sat. steel 304	Inox sat. 316L Sat steel 316L	Nero RAL 9005 Black RAL 9005	
Q20MD-B0	200 mm	220 mm		-		-

MANIGLIONI - PULL HANDLES



**Posizione
grani**
Grub screws
position


Servizio rapido a richiesta 
On request fast shipment

Denver 25

Q25MD

MANIGLIONE SINGOLO
SINGLE PULL HANDLE

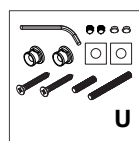
ACCIAIO INOX - STAINLESS STEEL



5S ●
Inox satinato 304
Stainless steel 304



KK ●
Nero opaco RAL 9005
Matt black RAL 9005



VERSIONE
VERSION




SEZIONE
SECTION



APERTURA
OPENING



PERSONALIZZABILE
CUSTOMIZABLE LENGHT



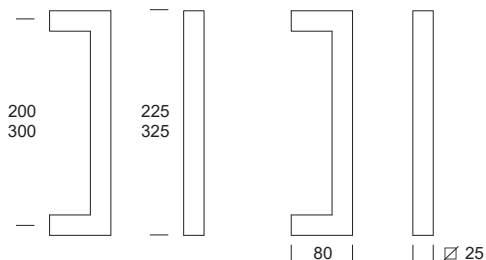
I **MANIGLIONE MISURE STANDARD**
STANDARD PULL HANDLE

Codice Code	Interasse C/C distance	Lunghezza Length	Inox sat. 304 Sat. steel 304	Inox sat. 316L Sat steel 316L	Nero RAL 9005 Black RAL 9005	
Q25MD-B0	200 mm	225 mm	●	-	●	-
Q25MD-C0	300 mm	325 mm	●	-	●	-

I **MANIGLIONE A MISURA PERSONALIZZATA**
CUSTOMIZABLE PULL HANDLE

Codice Code	Interasse C/C distance	Lunghezza* Length*		Inox sat. 304 Sat. steel 304	Inox sat. 316L Sat steel 316L	Nero RAL 9005 Black RAL 9005
		MIN	MAX			
Q25MD05M	Personalizzabile Customizable	250 mm	500 mm	●	-	●
Q25MD10M	Personalizzabile Customizable	501 mm	1000 mm	●	-	●
Q25MD15M	Personalizzabile Customizable	1001 mm	1500 mm	●	-	●

* Lunghezza totale tra MIN e MAX da specificare - Total length between MIN and MAX to be specified



**Posizione
grani**
Grub screws
position

Denver 25 S

Q25MS

MANIGLIONE SINGOLO
SINGLE PULL HANDLE

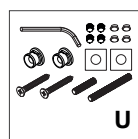
ACCIAIO INOX - STAINLESS STEEL



5S ●
Inox satinato 304
Stainless steel 304



KK ●
Nero opaco RAL 9005
Matt black RAL 9005



VERSIONE
VERSION



Zancato
Cranked

SEZIONE
SECTION



25 mm


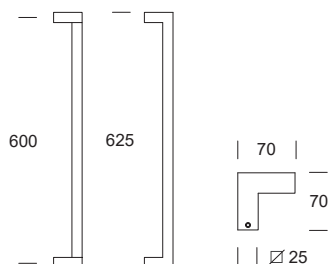
APERTURA
OPENING



Ambidestro
Non-Handed

MANIGLIONE MISURE STANDARD
STANDARD PULL HANDLE

Codice Code	Interasse C/C distance	Lunghezza Length	Inox sat. 304 Sat. steel 304	Inox sat. 316L Sat steel 316L	Nero RAL 9005 Black RAL 9005	
Q25MS-F0	600 mm	625 mm		-		-



**Posizione
grani**
Grub screws
position


Servizio rapido a richiesta 
On request fast shipment

Liverpool

615MD

MANIGLIONE SINGOLO
SINGLE PULL HANDLE

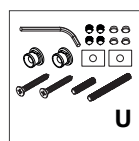
ACCIAIO INOX - STAINLESS STEEL



KK ●
Nero opaco RAL 9005
Matt black RAL 9005



S5 ●
Inox satinato 316L
Stainless steel 316L



VERSIONE
VERSION



SEZIONE
SECTION



APERTURA
OPENING



PERSONALIZZABILE
CUSTOMIZABLE LENGHT



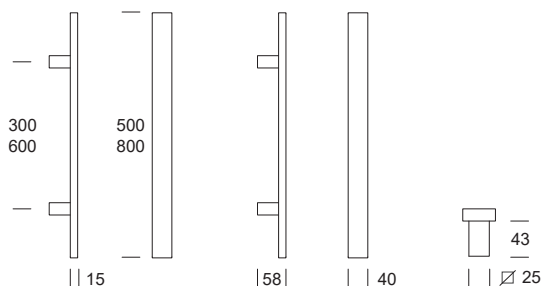
I I **MANIGLIONE MISURE STANDARD**
STANDARD PULL HANDLE

Code Code	Interasse C/C distance	Lunghezza Length	Inox sat. 304 Sat. steel 304	Inox sat. 316L Sat steel 316L	Nero RAL 9005 Black RAL 9005	
615MD050-C0	300 mm	500 mm	-			-
615MD080-F0	600 mm	800 mm	-			-

I I **MANIGLIONE A MISURA PERSONALIZZATA**
CUSTOMIZABLE PULL HANDLE

Code Code	Interasse C/C distance	Lunghezza* Length*		Inox sat. 304 Sat. steel 304	Inox sat. 316L Sat steel 316L	Nero RAL 9005 Black RAL 9005
		MIN	MAX			
615MD10M	Personalizzabile Customizable	501 mm	1000 mm	-		
615MD15M	Personalizzabile Customizable	1001 mm	1500 mm	-		
615MD20M	Personalizzabile Customizable	1501 mm	2000 mm	-		

* Lunghezza totale tra MIN e MAX da specificare - Total length between MIN and MAX to be specified



**Posizione
grani**
Grub screws
position

Servizio rapido a richiesta **On request fast shipment**

Liverpool S

615MS

MANIGLIONE SINGOLO
SINGLE PULL HANDLE

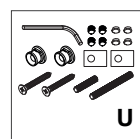
ACCIAIO INOX - STAINLESS STEEL



KK ●
Nero opaco RAL 9005
Matt black RAL 9005



S5 ●
Inox satinato 316L
Stainless steel 316L



VERSIONE
VERSION



Inclinati
Offset

SEZIONE
SECTION



40x15 mm

APERTURA
OPENING



Ambidestro
Non-Handed

PERSONALIZZABILE
CUSTOMIZABLE LENGHT



da 501 a 2000 mm
501 to 2000 mm

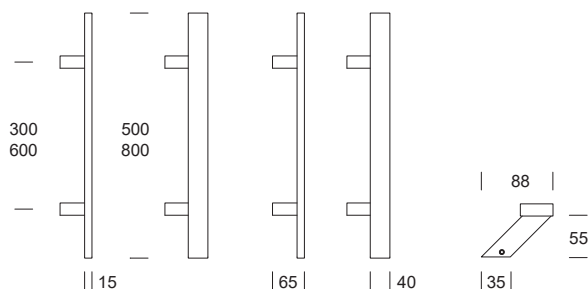
I **MANIGLIONE MISURE STANDARD**
STANDARD PULL HANDLE

Codice Code	Interasse C/C distance	Lunghezza Length	Inox sat. 304 Sat. steel 304	Inox sat. 316L Sat steel 316L	Nero RAL 9005 Black RAL 9005	
615MS050-C0	300 mm	500 mm	-			-
615MS080-F0	600 mm	800 mm	-			-

I **MANIGLIONE A MISURA PERSONALIZZATA**
CUSTOMIZABLE PULL HANDLE

Codice Code	Interasse C/C distance	Lunghezza* Length*		Inox sat. 304 Sat. steel 304	Inox sat. 316L Sat steel 316L	Nero RAL 9005 Black RAL 9005
		MIN	MAX			
615MS10M	Personalizzabile Customizable	501 mm	1000 mm	-		
615MS15M	Personalizzabile Customizable	1001 mm	1500 mm	-		
615MS20M	Personalizzabile Customizable	1501 mm	2000 mm	-		

* Lunghezza totale tra MIN e MAX da specificare - Total length between MIN and MAX to be specified



Posizione grani
Grub screws position

Servizio rapido a richiesta **On request fast shipment**

Miami

620MD

MANIGLIONE SINGOLO
SINGLE PULL HANDLE

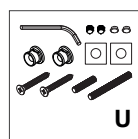
ACCIAIO INOX - STAINLESS STEEL



5S ●
Inox satinato 304
Stainless steel 304



KK ●
Nero opaco RAL 9005
Matt black RAL 9005



VERSIONE
VERSION



SEZIONE
SECTION

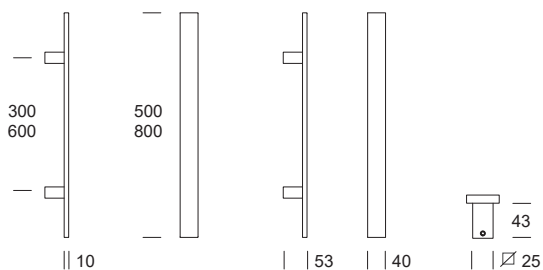


APERTURA
OPENING



MANIGLIONE MISURE STANDARD
STANDARD PULL HANDLE

Codice Code	Interasse C/C distance	Lunghezza Length	Inox sat. 304 Sat. steel 304	Inox sat. 316L Sat steel 316L	Nero RAL 9005 Black RAL 9005	
620MD050-C0	300 mm	500 mm		-		-
620MD080-F0	600 mm	800 mm		-		-



**Posizione
grani**
Grub screws
position

Servizio rapido a richiesta **On request fast shipment**

Miami S

620MS

MANIGLIONE SINGOLO
SINGLE PULL HANDLE

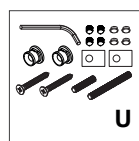
ACCIAIO INOX - STAINLESS STEEL



5S ●
Inox satinato 304
Stainless steel 304



KK ●
Nero opaco RAL 9005
Matt black RAL 9005



VERSIONE
VERSION



SEZIONE
SECTION



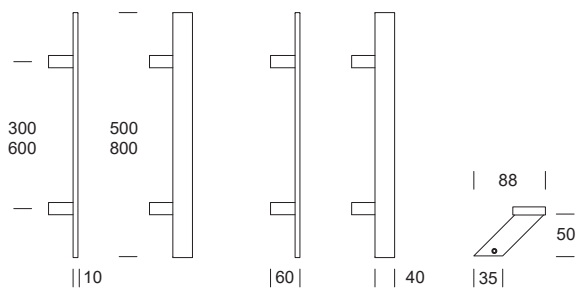
APERTURA
OPENING



I **MANIGLIONE MISURE STANDARD**
STANDARD PULL HANDLE

Codice Code	Interasse C/C distance	Lunghezza Length	Inox sat. 304 Sat. steel 304	Inox sat. 316L Sat steel 316L	Nero RAL 9005 Black RAL 9005	
620MS050-C0	300 mm	500 mm	●	-	●	-
620MS080-F0	600 mm	800 mm	●	-	●	-

MANIGLIONI - PULL HANDLES



**Posizione
grani**
Grub screws
position

Servizio rapido a richiesta
On request fast shipment

Miami SH

62HMS

MANIGLIONE SINGOLO
SINGLE PULL HANDLE

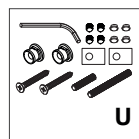
ACCIAIO INOX - STAINLESS STEEL



5S ●
Inox satinato 304
Stainless steel 304

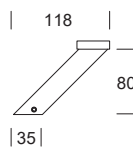
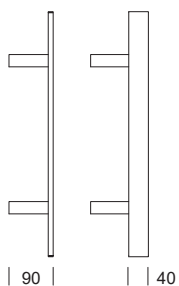
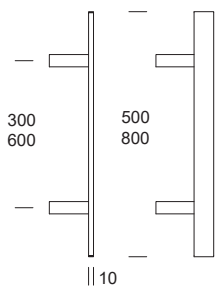


KK ●
Nero opaco RAL 9005
Matt black RAL 9005



VERSIONE
VERSION**Inclinati e
maggiorati**
Offset and
increased**SEZIONE**
SECTION**40x10 mm****APERTURA**
OPENING**Ambidestro**
Non-Handed**I** **MANIGLIONE MISURE STANDARD**
STANDARD PULL HANDLE

Codice Code	Interasse C/C distance	Lunghezza Length	Inox sat. 304 Sat. steel 304	Inox sat. 316L Sat steel 316L	Nero RAL 9005 Black RAL 9005	
62HMS050-CO	300 mm	500 mm	●	-	●	-
62HMS080-FO	600 mm	800 mm	●	-	●	-

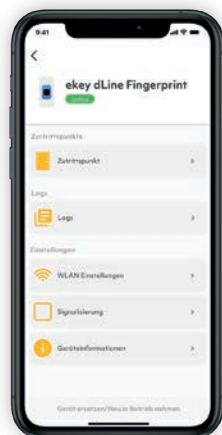

**Posizione
grani**
Grub screws
position

Next 35

EQ9MD

MANIGLIONE SINGOLO CON LETTORE BIOMETRICO EKEY
SINGLE PULL HANDLE WITH FINGERPRINT READER EKEY

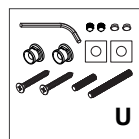
ACCIAIO INOX - STAINLESS STEEL



5S ●
Inox satinato 304
Stainless steel 304



KK ●
Nero opaco RAL 9005
Matt black RAL 9005



VERSIONE
VERSION



SEZIONE
SECTION



APERTURA
OPENING



I **MANIGLIONE MISURE STANDARD**
STANDARD PULL HANDLE

Codice Code	Interasse C/C distance	Lunghezza Length	Inox sat. 304 Sat. steel 304	Inox sat. 316L Sat steel 316L	Nero RAL 9005 Black RAL 9005	
EQ9MD066-E0	500 mm	660 mm	●	-	●	-
EQ9MD116-J0	1000 mm	1160 mm	●	-	●	-
EQ9MD166-O0	1500 mm	1660 mm	●	-	●	-

Maniglione con lettore di impronte "DLINE" EKEY e prima porzione di cavo

Pull handle with "DLINE" EKEY fingerprint reader and cable first part



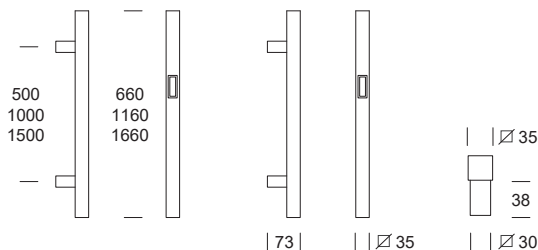
Il maniglione **NEXT 35** include il lettore di impronte e la prima porzione di cavo da 120 cm per il collegamento alla centralina.

Visita il sito www.ekey.net per l'elenco dei rivenditori EKEY e per la documentazione tecnica relativa ai restanti componenti necessari da acquistare separatamente.

*The **NEXT 35** pull handle includes the fingerprint reader and the first part of 120 cm to be connected to the control unit.*

Please visit www.ekey.net for the list of EKEY dealers and the technical documentation for the remaining components to be purchased separately.

MANIGLIONI - PULL HANDLES




Posizione grani
Grub screws position

One

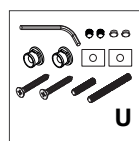
10NMD

MANIGLIONE SINGOLO
SINGLE PULL HANDLE

ALUPLUS

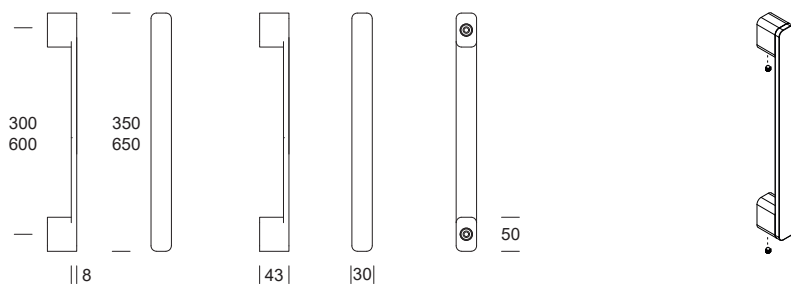


S5 ●
Inox satinato 316L
Stainless steel 316L



VERSIONE
VERSION**SEZIONE**
SECTION**APERTURA**
OPENING**I** **MANIGLIONE MISURE STANDARD**
STANDARD PULL HANDLE

Codice Code	Interasse C/C distance	Lunghezza Length	Inox sat. 304 Sat. steel 304	Inox sat. 316L Sat steel 316L	Nero RAL 9005 Black RAL 9005	
10NMD-C0	300 mm	350 mm	-	●	-	-
10NMD-F0	600 mm	650 mm	-	●	-	-




**Posizione
grani**
Grub screws
position

Porto

QP2MD

MANIGLIONE SINGOLO
SINGLE PULL HANDLE

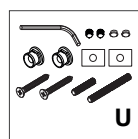
ACCIAIO INOX - STAINLESS STEEL



5S ●
Inox satinato 304
Stainless steel 304

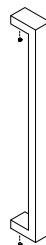
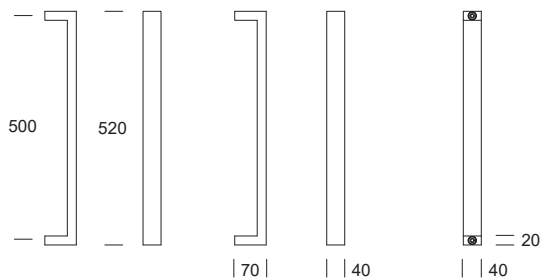


KK ●
Nero opaco RAL 9005
Matt black RAL 9005



VERSIONE
VERSION**SEZIONE**
SECTION**APERTURA**
OPENING**I** **MANIGLIONE MISURE STANDARD**
STANDARD PULL HANDLE

Codice Code	Interasse C/C distance	Lunghezza Length	Inox sat. 304 Sat. steel 304	Inox sat. 316L Sat steel 316L	Nero RAL 9005 Black RAL 9005	
QP2MD-E0	500 mm	520 mm		-		-



**Posizione
grani**
Grub screws
position


Servizio rapido a richiesta **On request fast shipment**

Toronto 20

3Q2MD

MANIGLIONE SINGOLO
SINGLE PULL HANDLE

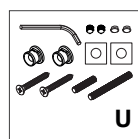
ACCIAIO INOX - STAINLESS STEEL



5S ●
Inox satinato 304
Stainless steel 304



KK ●
Nero opaco RAL 9005
Matt black RAL 9005



VERSIONE
VERSION



Dritti
Straight

SEZIONE
SECTION



20 mm

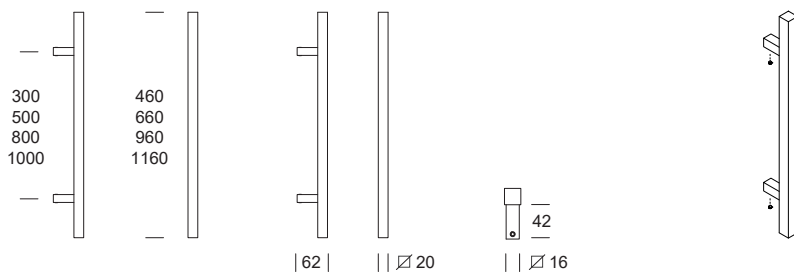
APERTURA
OPENING



Ambidestro
Non-Handed

I **MANIGLIONE MISURE STANDARD** STANDARD PULL HANDLE

Codice Code	Interasse C/C distance	Lunghezza Length	Inox sat. 304 Sat. steel 304	Inox sat. 316L Sat steel 316L	Nero RAL 9005 Black RAL 9005	
3Q2MD046-C0	300 mm	460 mm	●	-	●	-
3Q2MD066-E0	500 mm	660 mm	●	-	●	-
3Q2MD096-H0	800 mm	960 mm	●	-	●	-
3Q2MD116-J0	1000 mm	1160 mm	●	-	●	-




Toronto 25

3Q5MD

MANIGLIONE SINGOLO
SINGLE PULL HANDLE

ACCIAIO INOX - STAINLESS STEEL



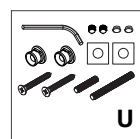
S5 ●
Inox satinato 316L
Stainless steel 316L



5S ●
Inox satinato 304
Stainless steel 304



KK ●
Nero opaco RAL 9005
Matt black RAL 9005



VERSIONE
VERSION




SEZIONE
SECTION



APERTURA
OPENING



PERSONALIZZABILE
CUSTOMIZABLE LENGHT



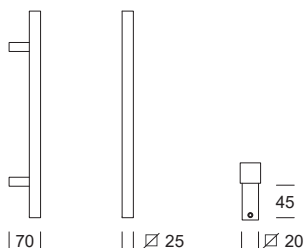
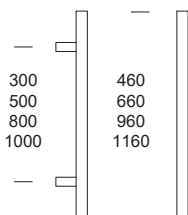
I I **MANIGLIONE MISURE STANDARD**
STANDARD PULL HANDLE

Code Code	Interasse C/C distance	Lunghezza Length	Inox sat. 304 Sat. steel 304	Inox sat. 316L Sat steel 316L	Nero RAL 9005 Black RAL 9005	
3Q5MD046-C0	300 mm	460 mm	●	●	●	-
3Q5MD066-E0	500 mm	660 mm	●	●	●	-
3Q5MD096-H0	800 mm	960 mm	●	●	●	
3Q5MD116-J0	1000 mm	1160 mm	●	●	●	-

I I **MANIGLIONE A MISURA PERSONALIZZATA**
CUSTOMIZABLE PULL HANDLE

Code Code	Interasse C/C distance	Lunghezza* Length*		Inox sat. 304 Sat. steel 304	Inox sat. 316L Sat steel 316L	Nero RAL 9005 Black RAL 9005
		MIN	MAX			
3Q5MD05M	Personalizzabile Customizable	250 mm	500 mm	-	●	●
3Q5MD10M	Personalizzabile Customizable	501 mm	1000 mm	-	●	●
3Q5MD15M	Personalizzabile Customizable	1001 mm	1500 mm	-	●	●

* Lunghezza totale tra MIN e MAX da specificare - Total length between MIN and MAX to be specified



Posizione grani
Grub screws position


Servizio rapido a richiesta
On request fast shipment

Toronto 25 S

3Q5MS

MANIGLIONE SINGOLO
SINGLE PULL HANDLE

ACCIAIO INOX - STAINLESS STEEL



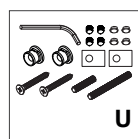
S5 ●
Inox satinato 316L
Stainless steel 316L



5S ●
Inox satinato 304
Stainless steel 304



KK ●
Nero opaco RAL 9005
Matt black RAL 9005



VERSIONE
VERSION



SEZIONE
SECTION



APERTURA
OPENING



PERSONALIZZABILE
CUSTOMIZABLE LENGHT



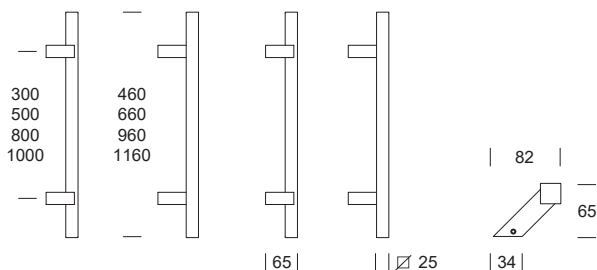
I **MANIGLIONE MISURE STANDARD**
STANDARD PULL HANDLE

Code Code	Interasse C/C distance	Lunghezza Length	Inox sat. 304 Sat. steel 304	Inox sat. 316L Sat steel 316L	Nero RAL 9005 Black RAL 9005	
3Q5MS046-C0	300 mm	460 mm	●	●	●	-
3Q5MS066-E0	500 mm	660 mm	●	●	●	-
3Q5MS096-H0	800 mm	960 mm	●	●	●	
3Q5MS116-J0	1000 mm	1160 mm	●	●	●	-

I **MANIGLIONE A MISURA PERSONALIZZATA**
CUSTOMIZABLE PULL HANDLE

Code Code	Interasse C/C distance	Lunghezza* Length*		Inox sat. 304 Sat. steel 304	Inox sat. 316L Sat steel 316L	Nero RAL 9005 Black RAL 9005
		MIN	MAX			
3Q5MS05M	Personalizzabile Customizable	250 mm	500 mm	-	●	●
3Q5MS10M	Personalizzabile Customizable	501 mm	1000 mm	-	●	●
3Q5MS15M	Personalizzabile Customizable	1001 mm	1500 mm	-	●	●

* Lunghezza totale tra MIN e MAX da specificare - Total length between MIN and MAX to be specified



Posizione grani
Grub screws position

Servizio rapido a richiesta On request fast shipment

Toronto 25 SH

3QHMS

MANIGLIONE SINGOLO
SINGLE PULL HANDLE

ACCIAIO INOX - STAINLESS STEEL



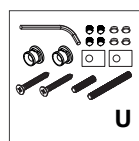
S5 ●
Inox satinato 316L
Stainless steel 316L



5S ●
Inox satinato 304
Stainless steel 304



KK ●
Nero opaco RAL 9005
Matt black RAL 9005



VERSIONE
VERSION



Inclinati e maggiorati
Offset and increased

SEZIONE
SECTION



25 mm

APERTURA
OPENING



Ambidestro
Non-Handed

PERSONALIZZABILE
CUSTOMIZABLE LENGHT



da 250 a 1500 mm
250 to 1500 mm

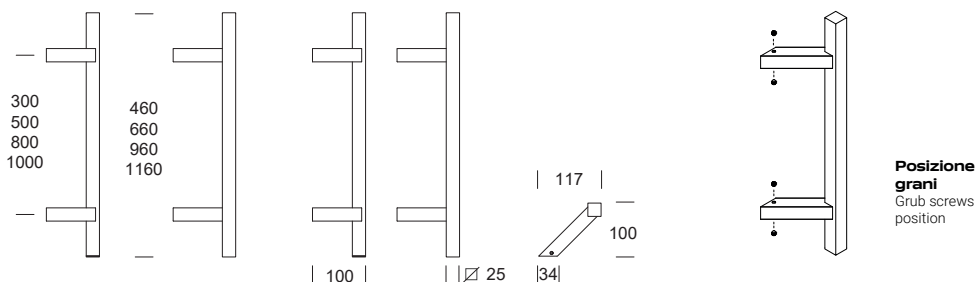
I E **MANIGLIONE MISURE STANDARD**
STANDARD PULL HANDLE

Code Code	Interasse C/C distance	Lunghezza Length	Inox sat. 304 Sat. steel 304	Inox sat. 316L Sat steel 316L	Nero RAL 9005 Black RAL 9005	
3QHMS046-C0	300 mm	460 mm	●	●	●	-
3QHMS066-E0	500 mm	660 mm	●	●	●	-
3QHMS096-H0	800 mm	960 mm	●	●	●	-
3QHMS116-J0	1000 mm	1160 mm	●	●	●	-

I E **MANIGLIONE A MISURA PERSONALIZZATA**
CUSTOMIZABLE PULL HANDLE

Code Code	Interasse C/C distance	Lunghezza* Length*		Inox sat. 304 Sat. steel 304	Inox sat. 316L Sat steel 316L	Nero RAL 9005 Black RAL 9005
		MIN	MAX			
3QHMS05M	Personalizzabile Customizable	250 mm	500 mm	-	●	●
3QHMS10M	Personalizzabile Customizable	501 mm	1000 mm	-	●	●
3QHMS15M	Personalizzabile Customizable	1001 mm	1500 mm	-	●	●

* Lunghezza totale tra MIN e MAX da specificare - Total length between MIN and MAX to be specified




Toronto 30

3Q3MD

MANIGLIONE SINGOLO
SINGLE PULL HANDLE

ACCIAIO INOX - STAINLESS STEEL



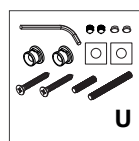
S5 ●
Inox satinato 316L
Stainless steel 316L



5S ●
Inox satinato 304
Stainless steel 304



KK ●
Nero opaco RAL 9005
Matt black RAL 9005



VERSIONE
VERSION



SEZIONE
SECTION



APERTURA
OPENING



PERSONALIZZABILE
CUSTOMIZABLE LENGHT



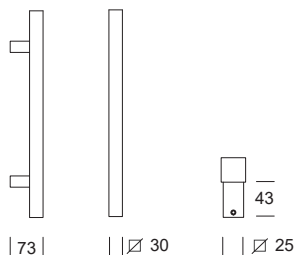
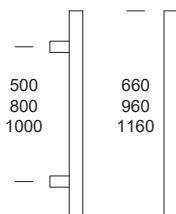
I **MANIGLIONE MISURE STANDARD**
STANDARD PULL HANDLE

Codice Code	Interasse C/C distance	Lunghezza Length	Inox sat. 304 Sat. steel 304	Inox sat. 316L Sat steel 316L	Nero RAL 9005 Black RAL 9005	
3Q3MD066-E0	500 mm	660 mm	●	●	●	-
3Q3MD096-H0	800 mm	960 mm	●	●	●	-
3Q3MD116-J0	1000 mm	1160 mm	●	●	●	-

I **MANIGLIONE A MISURA PERSONALIZZATA**
CUSTOMIZABLE PULL HANDLE

Codice Code	Interasse C/C distance	Lunghezza* Length*		Inox sat. 304 Sat. steel 304	Inox sat. 316L Sat steel 316L	Nero RAL 9005 Black RAL 9005
		MIN	MAX			
3Q3MD10M	Personalizzabile Customizable	501 mm	1000 mm	-	●	●
3Q3MD15M	Personalizzabile Customizable	1001 mm	1500 mm	-	●	●
3Q3MD20M	Personalizzabile Customizable	1501 mm	2000 mm	-	●	●
3Q3MD25M	Personalizzabile Customizable	2001 mm	2500 mm	-	●	●

* Lunghezza totale tra MIN e MAX da specificare - Total length between MIN and MAX to be specified



**Posizione
grani**
Grub screws
position

Toronto 30 S

3Q3MS

MANIGLIONE SINGOLO
SINGLE PULL HANDLE

ACCIAIO INOX - STAINLESS STEEL



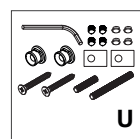
S5 ●
Inox satinato 316L
Stainless steel 316L



5S ●
Inox satinato 304
Stainless steel 304



KK ●
Nero opaco RAL 9005
Matt black RAL 9005



VERSIONE
VERSION



Inclinati
Offset

SEZIONE
SECTION



30 mm

APERTURA
OPENING



Ambidestro
Non-Handed

PERSONALIZZABILE
CUSTOMIZABLE LENGHT



da 501 a 2500 mm
501 to 2500 mm

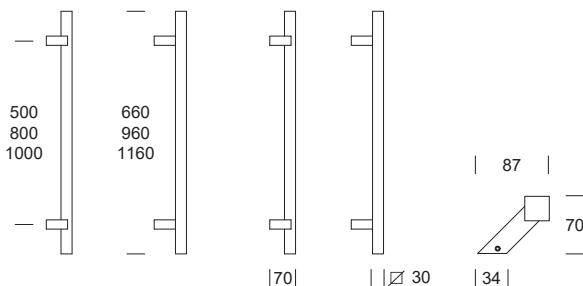
I **MANIGLIONE MISURE STANDARD**
STANDARD PULL HANDLE

Codice Code	Interasse C/C distance	Lunghezza Length	Inox sat. 304 Sat. steel 304	Inox sat. 316L Sat steel 316L	Nero RAL 9005 Black RAL 9005	
3Q3MS066-E0	500 mm	660 mm	●	●	●	-
3Q3MS096-H0	800 mm	960 mm	●	●	●	-
3Q2MD116-J0	1000 mm	1160 mm	●	●	●	-

I **MANIGLIONE A MISURA PERSONALIZZATA**
CUSTOMIZABLE PULL HANDLE

Codice Code	Interasse C/C distance	Lunghezza* Length*		Inox sat. 304 Sat. steel 304	Inox sat. 316L Sat steel 316L	Nero RAL 9005 Black RAL 9005
		MIN	MAX			
3Q3MS10M	Personalizzabile Customizable	501 mm	1000 mm	-	●	●
3Q3MS15M	Personalizzabile Customizable	1001 mm	1500 mm	-	●	●
3Q3MS20M	Personalizzabile Customizable	1501 mm	2000 mm	-	●	●
3Q3MS25M	Personalizzabile Customizable	2001 mm	2500 mm	-	●	●

* Lunghezza totale tra MIN e MAX da specificare - Total length between MIN and MAX to be specified




**Posizione
grani**
Grub screws
position

Washington

MANIGLIONE ACCOPPIATO CON CILINDRO E NOTTOLINO
PAIR PULL HANDLES WITH THUMBTURN AND CYLINDER

CHRLX

ACCIAIO INOX - STAINLESS STEEL



5S ●
Inox satinato 304
Stainless steel 304

VERSIONE
VERSION



SEZIONE
SECTION



APERTURA
OPENING



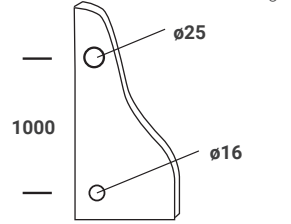
I MANIGLIONE MISURE STANDARD
STANDARD PULL HANDLE

Codice Code	Interasse C/C distance	Lunghezza Length	Inox sat. 304 Sat. steel 304	Inox sat. 316L Sat steel 316L	Nero RAL 9005 Black RAL 9005	
CHRLX115-J0	1000 mm	1250 mm	●	-	-	-

Maniglione accoppiato con nottolino, cilindro e chiavi

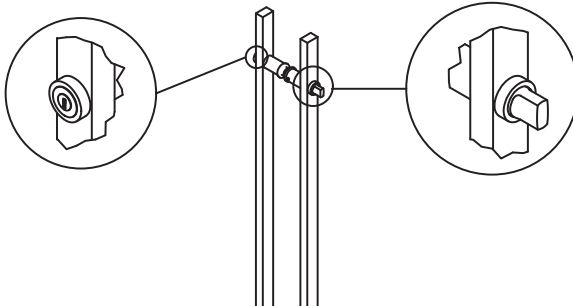
Pair pull handle with thumb turn, cylinder and keys

Foratura porta vetro
Glass door drilling



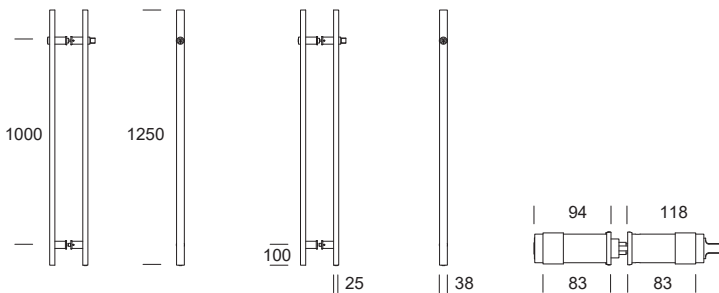
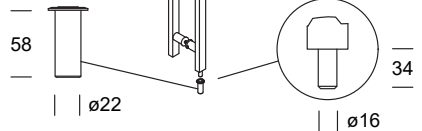
Lato chiave
Key side

Lato nottolino
Thumb turn side



Pozzetto a molla
Floor spring

Perno di chiusura
Closing pin





 **REGUITTinox**

LINEA TONDA

Round Line

Airone	494
Atlanta	496
Bilbao	500
Cairo	504
Daytona	506
Dover	508
Frankfurt	510
Fremont	530
Lincoln	532
Lisbona	534
Moscow	538
Nairobi	540
Panama	546
Punto	548
Rio	552
Sydney	554
Stoccolma	556

Airone

3JOMS

MANIGLIONE SINGOLO
SINGLE PULL HANDLE

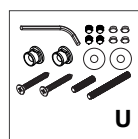
ACCIAIO INOX - STAINLESS STEEL



5S ●
Inox satinato 304
Stainless steel 304



KK ●
Nero opaco RAL 9005
Matt black RAL 9005



VERSIONE
VERSION



SEZIONE
SECTION



APERTURA
OPENING



PERSONALIZZABILE
CUSTOMIZABLE LENGHT



I **MANIGLIONE MISURE STANDARD**
STANDARD PULL HANDLE

Codice Code	Interasse C/C distance	Lunghezza Length	Inox sat. 304 Sat. steel 304	Inox sat. 316L Sat steel 316L	Nero RAL 9005 Black RAL 9005	
3J0MS-L0D	1200 mm	1230 mm	●	-	●	-
3J0MS-L0S	1200 mm	1230 mm	●	-	●	-


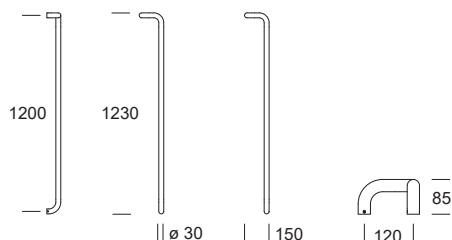
D = Destro Right S = Sinistro Left

I **MANIGLIONE A MISURA PERSONALIZZATA**
CUSTOMIZABLE PULL HANDLE

Codice Code	Interasse C/C distance	Lunghezza* Length*		Inox sat. 304 Sat. steel 304	Inox sat. 316L Sat steel 316L	Nero RAL 9005 Black RAL 9005
		MIN	MAX			
3J0MS10M-D	Personalizzabile Customizable	501 mm	1000 mm	●	-	●
3J0MS10M-S	Personalizzabile Customizable	501 mm	1000 mm	●	-	●
3J0MS15M-D	Personalizzabile Customizable	1001 mm	1500 mm	●	-	●
3J0MS15M-S	Personalizzabile Customizable	1001 mm	1500 mm	●	-	●
3J0MS20M-D	Personalizzabile Customizable	1501 mm	2000 mm	●	-	●
3J0MS20M-S	Personalizzabile Customizable	1501 mm	2000 mm	●	-	●

D = Destro Right S = Sinistro Left

* Lunghezza totale tra MIN e MAX da specificare - Total length between MIN and MAX to be specified



**Posizione
grani**
Grub screws
position

Servizio rapido a richiesta
On request fast shipment

Atlanta 20

3A2MD

MANIGLIONE SINGOLO
SINGLE PULL HANDLE

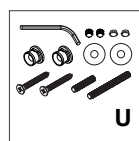
ACCIAIO INOX - STAINLESS STEEL



5S ●
Inox satinato 304
Stainless steel 304



KK ●
Nero opaco RAL 9005
Matt black RAL 9005



VERSIONE
VERSION



SEZIONE
SECTION

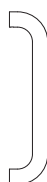



APERTURA
OPENING



I **MANIGLIONE MISURE STANDARD**
STANDARD PULL HANDLE

Codice Code	Interasse C/C distance	Lunghezza Length	Inox sat. 304 Sat. steel 304	Inox sat. 316L Sat steel 316L	Nero RAL 9005 Black RAL 9005	
3A2MD-B0	200 mm	220 mm		-		-



**Posizione
grani**
Grub screws
position

Servizio rapido a richiesta **On request fast shipment**

Atlanta 30

3A0MD

MANIGLIONE SINGOLO
SINGLE PULL HANDLE

ACCIAIO INOX - STAINLESS STEEL



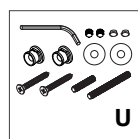
S5 ●
Inox satinato 316L
Stainless steel 316L



5S ●
Inox satinato 304
Stainless steel 304



KK ●
Nero opaco RAL 9005
Matt black RAL 9005



VERSIONE
VERSION




SEZIONE
SECTION



APERTURA
OPENING



PERSONALIZZABILE
CUSTOMIZABLE LENGHT




I **MANIGLIONE MISURE STANDARD**
STANDARD PULL HANDLE

Codice Code	Interasse C/C distance	Lunghezza Length	Inox sat. 304 Sat. steel 304	Inox sat. 316L Sat steel 316L	Nero RAL 9005 Black RAL 9005	
3A0MD-C5	350 mm	380 mm	●	●	●	-
3A0MD-E0	500 mm	530 mm	●	-	●	-
3A0MD-H0	800 mm	830 mm	●	-	●	-
3A0MD-J0	1000 mm	1030 mm	●	-	●	-


I **MANIGLIONE A MISURA PERSONALIZZATA**
CUSTOMIZABLE PULL HANDLE

Codice Code	Interasse C/C distance	Lunghezza* Length*		Inox sat. 304 Sat. steel 304	Inox sat. 316L Sat steel 316L	Nero RAL 9005 Black RAL 9005
		MIN	MAX			
3A0MD05M	Personalizzabile Customizable	250 mm	500 mm	●	-	●
3A0MD10M	Personalizzabile Customizable	501 mm	1000 mm	●	-	●
3A0MD15M	Personalizzabile Customizable	1001 mm	1500 mm	●	-	●
3A0MD20M	Personalizzabile Customizable	1501 mm	2000 mm	●	-	●

* Lunghezza totale tra MIN e MAX da specificare - Total length between MIN and MAX to be specified



350
500
800
1000



380
530
830
1030



| 85 |



| | ø 30



**Posizione
grani**
Grub screws
position

Servizio rapido a richiesta
On request fast shipment

Bilbao

3BOMS

MANIGLIONE SINGOLO
SINGLE PULL HANDLE

ACCIAIO INOX - STAINLESS STEEL



KK ●
Nero opaco RAL 9005
Matt black RAL 9005



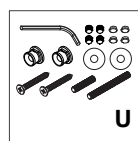
S5 ●
Inox satinato 316L
Stainless steel 316L



5M ●
Inox PVD Lucido oro
Stainless steel PVD Gold



5S ●
Inox satinato 304
Stainless steel 304



VERSIONE
VERSION



SEZIONE
SECTION



APERTURA
OPENING



PERSONALIZZABILE
CUSTOMIZABLE LENGHT



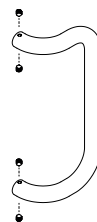
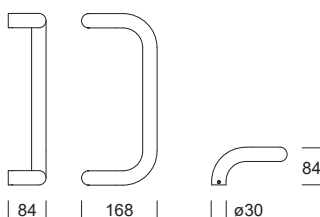
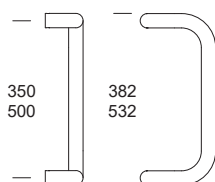
I E **MANIGLIONE MISURE STANDARD**
STANDARD PULL HANDLE

Codice Code	Interasse C/C distance	Lunghezza Length	Inox sat. 304 Sat. steel 304	Inox sat. 316L Sat steel 316L	Nero RAL 9005 Black RAL 9005	PVD Lucido oro PVD Gold
3B0MS-C5	350 mm	382 mm				
3B0MS-E0	500 mm	532 mm		-		-

I E **MANIGLIONE A MISURA PERSONALIZZATA**
CUSTOMIZABLE PULL HANDLE

Codice Code	Interasse C/C distance	Lunghezza* Length*		Inox sat. 304 Sat. steel 304	Inox sat. 316L Sat steel 316L	Nero RAL 9005 Black RAL 9005
		MIN	MAX			
3B0MS05M	Personalizzabile Customizable	250 mm	500 mm		-	
3B0MS10M	Personalizzabile Customizable	501 mm	1000 mm		-	

* Lunghezza totale tra MIN e MAX da specificare - Total length between MIN and MAX to be specified



**Posizione
grani**
Grub screws
position

Servizio rapido a richiesta
On request fast shipment

Bilbao B

3BRMS

MANIGLIONE SINGOLO
SINGLE PULL HANDLE

ACCIAIO INOX - STAINLESS STEEL

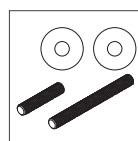
RIBASSATO
LOWERED



S5 ●
Inox satinato 316L
Stainless steel 316L

Adatto per le seguenti installazioni: - Suitable for the following applications:

- A.** Accoppiato al maniglione Bilbao 3B0MS (venduto separatamente)
Paired with Bilbao 3B0MS pull handles (sold separately)
- B.** Singolo con KIT di fissaggio CDK04 (venduto separatamente)
Simple with fixing KIT CDK04 (sold separately)



VERSIONE
VERSION



SEZIONE
SECTION

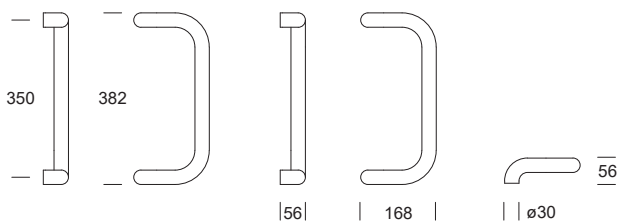


APERTURA
OPENING



I **MANIGLIONE MISURE STANDARD**
STANDARD PULL HANDLE

Codice Code	Interasse C/C distance	Lunghezza Length	Inox sat. 304 Sat. steel 304	Inox sat. 316L Sat steel 316L	Nero RAL 9005 Black RAL 9005	
3BRMS-C5	350 mm	382 mm	-		-	-



Senza grani
Whitout grub screws

Servizio rapido a richiesta On request fast shipment

Cairo

3COMS

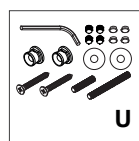
MANIGLIONE SINGOLO
SINGLE PULL HANDLE

ACCIAIO INOX - STAINLESS STEEL



5S ●
Inox satinato 304
Stainless steel 304

S5 ●
Inox satinato 316L
Stainless steel 316L



VERSIONE
VERSION



SEZIONE
SECTION

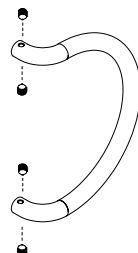
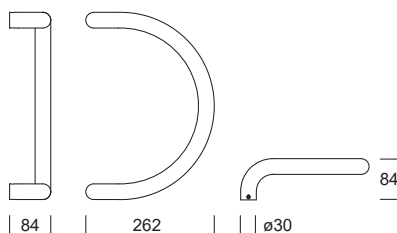
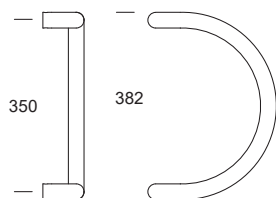


APERTURA
OPENING



MANIGLIONE MISURE STANDARD
STANDARD PULL HANDLE

Codice Code	Interasse C/C distance	Lunghezza Length	Inox sat. 304 Sat. steel 304	Inox sat. 316L Sat steel 316L	Nero RAL 9005 Black RAL 9005	
3C0MS-C5	350 mm	382 mm			-	-



**Posizione
grani**
Grub screws
position

Servizio rapido a richiesta
On request fast shipment

Daytona

RAGMS

MANIGLIONE SINGOLO
SINGLE PULL HANDLE

ACCIAIO INOX - STAINLESS STEEL



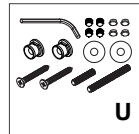
S5 ●
Inox satinato 316L
Stainless steel 316L



5S ●
Inox satinato 304
Stainless steel 304



KK ●
Nero opaco RAL 9005
Matt black RAL 9005



VERSIONE
VERSION



SUPPORTI
SUPPORTS



SEZIONE
SECTION

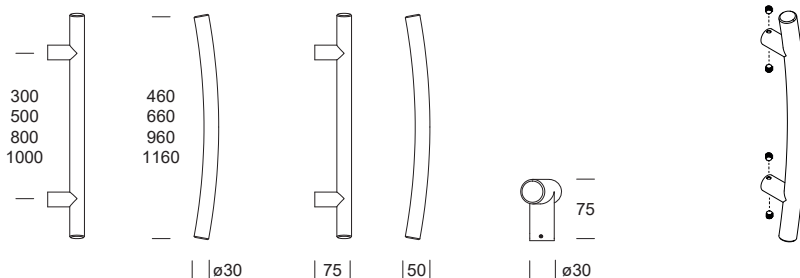


APERTURA
OPENING



I **MANIGLIONE MISURE STANDARD**
STANDARD PULL HANDLE

Codice Code	Interasse C/C distance	Lunghezza Length	Inox sat. 304 Sat. steel 304	Inox sat. 316L Sat steel 316L	Nero RAL 9005 Black RAL 9005	
RAGMS046-C0	300 mm	460 mm	●	●	●	-
RAGMS066-E0	500 mm	660 mm	●	●	●	-
RAGMS096-H0	800 mm	960 mm	●	●	●	-
RAGMS116-J0	1000 mm	1160 mm	●	●	●	-



**Posizione
grani**
Grub screws
position

Dover

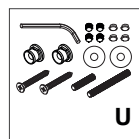
3DOMS

MANIGLIONE SINGOLO
SINGLE PULL HANDLE

ACCIAIO INOX - STAINLESS STEEL



5S ●
Inox satinato 304
Stainless steel 304



VERSIONE
VERSION




SEZIONE
SECTION

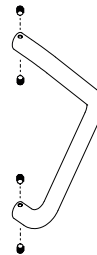
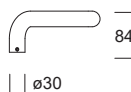

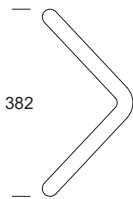



APERTURA
OPENING




I **MANIGLIONE MISURE STANDARD**
STANDARD PULL HANDLE

Codice Code	Interasse C/C distance	Lunghezza Length	Inox sat. 304 Sat. steel 304	Inox sat. 316L Sat steel 316L	Nero RAL 9005 Black RAL 9005	
3D0MS-C5	350 mm	382 mm		-	-	-



**Posizione
grani**
Grub screws
position

Servizio rapido a richiesta 
On request fast shipment

Frankfurt 20

D20MD

MANIGLIONE SINGOLO
SINGLE PULL HANDLE

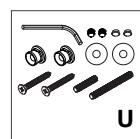
ACCIAIO INOX - STAINLESS STEEL



5S ●
Inox satinato 304
Stainless steel 304



KK ●
Nero opaco RAL 9005
Matt black RAL 9005



VERSIONE
VERSION



SEZIONE
SECTION

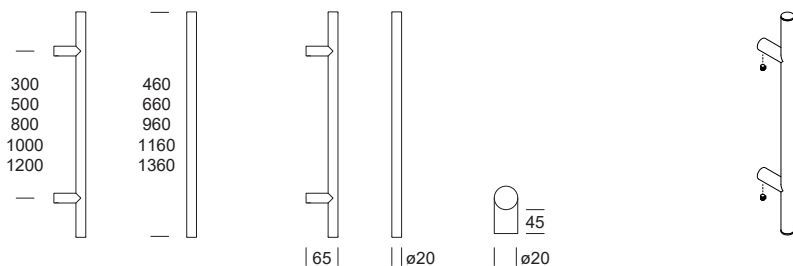


APERTURA
OPENING



I **MANIGLIONE MISURE STANDARD**
STANDARD PULL HANDLE

Codice Code	Interasse C/C distance	Lunghezza Length	Inox sat. 304 Sat. steel 304	Inox sat. 316L Sat steel 316L	Nero RAL 9005 Black RAL 9005	
D20MD046-C0	300 mm	460 mm	●	-	●	-
D20MD066-E0	500 mm	660 mm	●	-	●	-
D20MD096-H0	800 mm	960 mm	●	-	●	-
D20MD116-J0	1000 mm	1160 mm	●	-	●	-
D20MD136-L0	1200 mm	1360 mm	●	-	●	-



Servizio rapido a richiesta
On request fast shipment

Frankfurt 25

D25MD

MANIGLIONE SINGOLO
SINGLE PULL HANDLE

ACCIAIO INOX - STAINLESS STEEL



KK ●
Nero opaco RAL 9005
Matt black RAL 9005



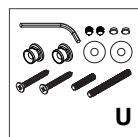
S5 ●
Inox satinato 316L
Stainless steel 316L



3W ●
PVD Gun metal
PVD Gun metal



5S ●
Inox satinato 304
Stainless steel 304



VERSIONE
VERSION




SEZIONE
SECTION



APERTURA
OPENING



PERSONALIZZABILE
CUSTOMIZABLE LENGHT



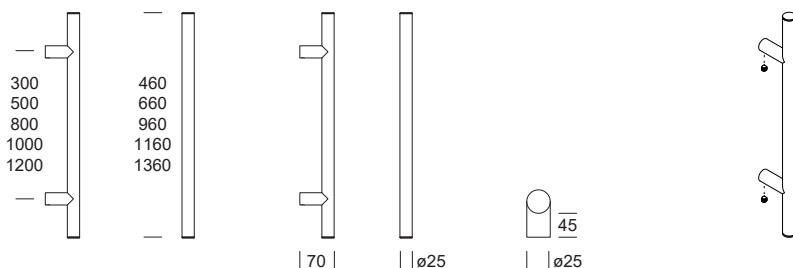
I E **MANIGLIONE MISURE STANDARD**
STANDARD PULL HANDLE

Codice Code	Interasse C/C distance	Lunghezza Length	Inox sat. 304 Sat. steel 304	Inox sat. 316L Sat steel 316L	Nero RAL 9005 Black RAL 9005	PVD Gun metal PVD Gun metal
D25MD046-C0	300 mm	460 mm	●	●	●	●
D25MD066-E0	500 mm	660 mm	●	●	●	-
D25MD096-H0	800 mm	960 mm	●	●	●	-
D25MD116-J0	1000 mm	1160 mm	●	●	●	-
D25MD136-L0	1200 mm	1360 mm	●	●	●	-

I E **MANIGLIONE A MISURA PERSONALIZZATA**
CUSTOMIZABLE PULL HANDLE

Codice Code	Interasse C/C distance	Lunghezza* Length*		Inox sat. 304 Sat. steel 304	Inox sat. 316L Sat steel 316L	Nero RAL 9005 Black RAL 9005
		MIN	MAX			
D25MD05M	Personalizzabile Customizable	250 mm	500 mm	-	●	●
D25MD10M	Personalizzabile Customizable	501 mm	1000 mm	-	●	●
D25MD15M	Personalizzabile Customizable	1001 mm	1500 mm	-	●	●

* Lunghezza totale tra MIN e MAX da specificare - Total length between MIN and MAX to be specified



Servizio rapido a richiesta
On request fast shipment

Frankfurt 25 S

D25MS

MANIGLIONE SINGOLO
SINGLE PULL HANDLE

ACCIAIO INOX - STAINLESS STEEL



KK ●
Nero opaco RAL 9005
Matt black RAL 9005



S5 ●
Inox satinato 316L
Stainless steel 316L



3W ●
PVD Gun metal
PVD Gun metal



5S ●
Inox satinato 304
Stainless steel 304



VERSIONE
VERSION



SEZIONE
SECTION



APERTURA
OPENING



PERSONALIZZABILE
CUSTOMIZABLE LENGHT



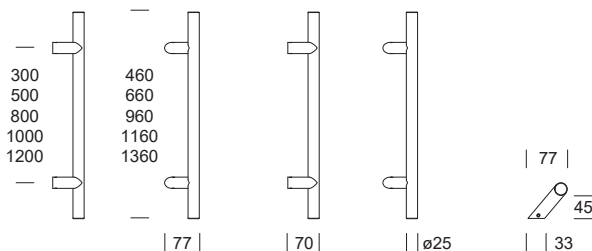
I E **MANIGLIONE MISURE STANDARD**
STANDARD PULL HANDLE

Codice Code	Interasse C/C distance	Lunghezza Length	Inox sat. 304 Sat. steel 304	Inox sat. 316L Sat steel 316L	Nero RAL 9005 Black RAL 9005	PVD Gun metal PVD Gun metal
D25MS046-C0	300 mm	460 mm				
D25MS066-E0	500 mm	660 mm				-
D25MS096-H0	800 mm	960 mm				-
D25MS116-J0	1000 mm	1160 mm				-
D25MS136-L0	1200 mm	1360 mm				-

I E **MANIGLIONE A MISURA PERSONALIZZATA**
CUSTOMIZABLE PULL HANDLE

Codice Code	Interasse C/C distance	Lunghezza* Length*		Inox sat. 304 Sat. steel 304	Inox sat. 316L Sat steel 316L	Nero RAL 9005 Black RAL 9005
		MIN	MAX			
D25MS05M	Personalizzabile Customizable	250 mm	500 mm	-		
D25MS10M	Personalizzabile Customizable	501 mm	1000 mm	-		
D25MS15M	Personalizzabile Customizable	1001 mm	1500 mm	-		

* Lunghezza totale tra MIN e MAX da specificare - Total length between MIN and MAX to be specified



**Posizione
grani**
Grub screws
position

Servizio rapido a richiesta **On request fast shipment**

Frankfurt 30

D30MD

MANIGLIONE SINGOLO
SINGLE PULL HANDLE

ACCIAIO INOX - STAINLESS STEEL



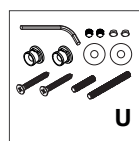
S5 ●
Inox satinato 316L
Stainless steel 316L



5S ●
Inox satinato 304
Stainless steel 304



KK ●
Nero opaco RAL 9005
Matt black RAL 9005



VERSIONE
VERSION



SEZIONE
SECTION



APERTURA
OPENING



PERSONALIZZABILE
CUSTOMIZABLE LENGHT



I **MANIGLIONE MISURE STANDARD**
STANDARD PULL HANDLE

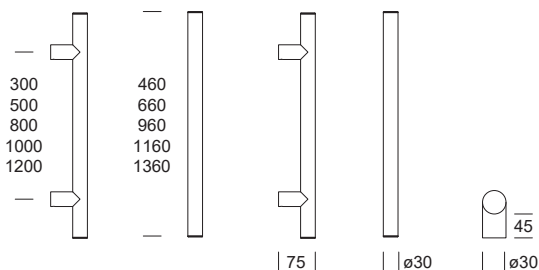
Codice Code	Interasse C/C distance	Lunghezza Length	Inox sat. 304 Sat. steel 304	Inox sat. 316L Sat steel 316L	Nero RAL 9005 Black RAL 9005	
D30MD046-C0	300 mm	460 mm				-
D30MD066-E0	500 mm	660 mm				-
D30MD096-H0	800 mm	960 mm				-
D30MD116-J0	1000 mm	1160 mm				-
D30MD136-L0	1200 mm	1360 mm				-

I **MANIGLIONE A MISURA PERSONALIZZATA**
CUSTOMIZABLE PULL HANDLE

Codice Code	Interasse C/C distance	Lunghezza* Length*		Inox sat. 304 Sat. steel 304	Inox sat. 316L Sat steel 316L	Nero RAL 9005 Black RAL 9005
		MIN	MAX			
D30MD10M	Personalizzabile Customizable	501 mm	1000 mm	-		
D30MD15M	Personalizzabile Customizable	1001 mm	1500 mm	-		
D30MD20M	Personalizzabile Customizable	1501 mm	2000 mm	-		
D30MD25M***	Personalizzabile Customizable	2001 mm	2500 mm	-		

* Lunghezza totale tra MIN e MAX da specificare - Total length between MIN and MAX to be specified

***Maniglione a misura personalizzata con n. 3 supporti - Customizable pull handle length with 3 supports



**Posizione
grani**
Grub screws
position

Servizio rapido a richiesta
On request fast shipment

Frankfurt 30 S

D30MS

MANIGLIONE SINGOLO
SINGLE PULL HANDLE

ACCIAIO INOX - STAINLESS STEEL



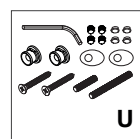
S5 ●
Inox satinato 316L
Stainless steel 316L



5S ●
Inox satinato 304
Stainless steel 304



KK ●
Nero opaco RAL 9005
Matt black RAL 9005



VERSIONE
VERSION



Inclinati
Offset

SEZIONE
SECTION



30 mm

APERTURA
OPENING



Ambidestro
Non-Handed

PERSONALIZZABILE
CUSTOMIZABLE LENGHT



da 501 a 2500 mm
501 to 2500 mm

I **MANIGLIONE MISURE STANDARD**
STANDARD PULL HANDLE


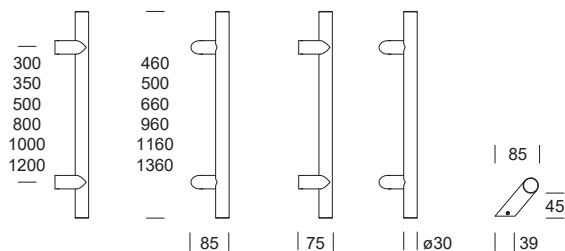
Codice Code	Interasse C/C distance	Lunghezza Length	Inox sat. 304 Sat. steel 304	Inox sat. 316L Sat steel 316L	Nero RAL 9005 Black RAL 9005	
D30MS046-C0	300 mm	460 mm	●	●	●	-
D30MS050-C5	350 mm	500 mm	●	-	-	-
D30MS066-E0	500 mm	660 mm	●	●	●	-
D30MS096-H0	800 mm	960 mm	●	●	●	-
D30MS116-J0	1000 mm	1160 mm	●	●	●	-
D30MS136-L0	1200 mm	1360 mm	●	●	●	-

I **MANIGLIONE A MISURA PERSONALIZZATA**
CUSTOMIZABLE PULL HANDLE

Codice Code	Interasse C/C distance	Lunghezza* Length*		Inox sat. 304 Sat. steel 304	Inox sat. 316L Sat steel 316L	Nero RAL 9005 Black RAL 9005
		MIN	MAX			
D30MS10M	Personalizzabile Customizable	501 mm	1000 mm	-	●	●
D30MS15M	Personalizzabile Customizable	1001 mm	1500 mm	-	●	●
D30MS20M	Personalizzabile Customizable	1501 mm	2000 mm	-	●	●
D30MF25M***	Personalizzabile Customizable	2001 mm	2500 mm	-	●	●

* Lunghezza totale tra MIN e MAX da specificare - Total length between MIN and MAX to be specified

***Maniglione a misura personalizzata con n. 3 supporti - Customizable pull handle length with 3 supports



**Posizione
grani**
Grub screws
position

Servizio rapido a richiesta
On request fast shipment

Frankfurt 30 SH

D3HMS

MANIGLIONE SINGOLO
SINGLE PULL HANDLE

ACCIAIO INOX - STAINLESS STEEL



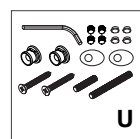
S5 ●
Inox satinato 316L
Stainless steel 316L



5S ●
Inox satinato 304
Stainless steel 304



KK ●
Nero opaco RAL 9005
Matt black RAL 9005



VERSIONE
VERSION



Inclinati e maggiorati
Offset and increased

SEZIONE
SECTION



30 mm

APERTURA
OPENING



Ambidestro
Non-Handed

PERSONALIZZABILE
CUSTOMIZABLE LENGHT



da 501 a 2500 mm
501 to 2500 mm

I E **MANIGLIONE MISURE STANDARD**
STANDARD PULL HANDLE

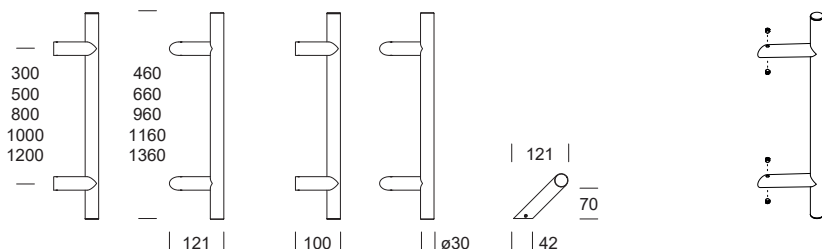
Codice Code	Interasse C/C distance	Lunghezza Length	Inox sat. 304 Sat. steel 304	Inox sat. 316L Sat steel 316L	Nero RAL 9005 Black RAL 9005	
D3HMS046-C0	300 mm	460 mm	●	●	●	-
D3HMS066-E0	500 mm	660 mm	●	●	●	-
D3HMS096-H0	800 mm	960 mm	●	●	●	-
D3HMS116-J0	1000 mm	1160 mm	●	●	●	-
D3HMS136-L0	1200 mm	1360 mm	●	●	●	-

I E **MANIGLIONE A MISURA PERSONALIZZATA**
CUSTOMIZABLE PULL HANDLE

Codice Code	Interasse C/C distance	Lunghezza* Length*		Inox sat. 304 Sat. steel 304	Inox sat. 316L Sat steel 316L	Nero RAL 9005 Black RAL 9005
		MIN	MAX			
D3HMS10M	Personalizzabile Customizable	501 mm	1000 mm	-	●	●
D3HMS15M	Personalizzabile Customizable	1001 mm	1500 mm	-	●	●
D3HMS20M	Personalizzabile Customizable	1501 mm	2000 mm	-	●	●
D3HMF25M***	Personalizzabile Customizable	2001 mm	2500 mm	-	●	●

* Lunghezza totale tra MIN e MAX da specificare - Total length between MIN and MAX to be specified

***Maniglione a misura personalizzata con n. 3 supporti - Customizable pull handle length with 3 supports



Posizione grani
Grub screws position

Frankfurt 35

D35MD

MANIGLIONE SINGOLO
SINGLE PULL HANDLE

ACCIAIO INOX - STAINLESS STEEL



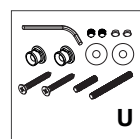
S5 ●
Inox satinato 316L
Stainless steel 316L



5S ●
Inox satinato 304
Stainless steel 304



KK ●
Nero opaco RAL 9005
Matt black RAL 9005



VERSIONE
VERSION



SEZIONE
SECTION



APERTURA
OPENING



PERSONALIZZABILE
CUSTOMIZABLE LENGHT



I E **MANIGLIONE MISURE STANDARD**
STANDARD PULL HANDLE

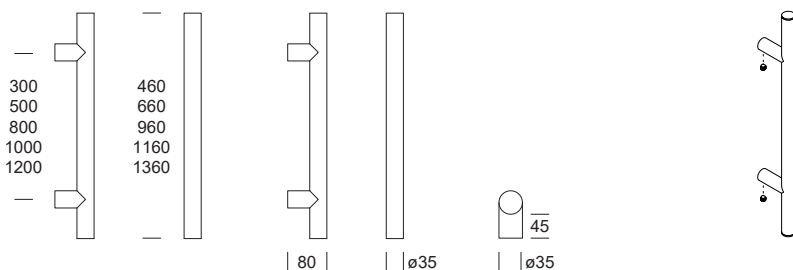
Codice Code	Interasse C/C distance	Lunghezza Length	Inox sat. 304 Sat. steel 304	Inox sat. 316L Sat steel 316L	Nero RAL 9005 Black RAL 9005	
D35MD046-C0	300 mm	460 mm	●	●	●	-
D35MD066-E0	500 mm	660 mm	●	●	●	-
D35MD096-H0	800 mm	960 mm	●	●	●	-
D35MD116-J0	1000 mm	1160 mm	●	●	●	-
D35MD136-L0	1200 mm	1360 mm	●	●	●	-

I E **MANIGLIONE A MISURA PERSONALIZZATA**
CUSTOMIZABLE PULL HANDLE

Codice Code	Interasse C/C distance	Lunghezza* Length*		Inox sat. 304 Sat. steel 304	Inox sat. 316L Sat steel 316L	Nero RAL 9005 Black RAL 9005
		MIN	MAX			
D35MD10M	Personalizzabile Customizable	501 mm	1000 mm	-	●	●
D35MD15M	Personalizzabile Customizable	1001 mm	1500 mm	-	●	●
D35MD20M	Personalizzabile Customizable	1501 mm	2000 mm	-	●	●
D35MD25M	Personalizzabile Customizable	2001 mm	2500 mm	-	●	●
D35ME30M***	Personalizzabile Customizable	2500 mm	3000 mm	-	●	-

* Lunghezza totale tra MIN e MAX da specificare - Total length between MIN and MAX to be specified

***Maniglione a misura personalizzata con n. 3 supporti - Customizable pull handle length with 3 supports



Frankfurt 35 S

D35MS

MANIGLIONE SINGOLO
SINGLE PULL HANDLE

ACCIAIO INOX - STAINLESS STEEL



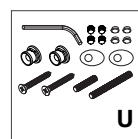
S5 ●
Inox satinato 316L
Stainless steel 316L



5S ●
Inox satinato 304
Stainless steel 304



KK ●
Nero opaco RAL 9005
Matt black RAL 9005



VERSIONE
VERSION



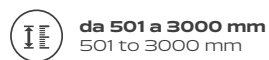
SEZIONE
SECTION



APERTURA
OPENING



PERSONALIZZABILE
CUSTOMIZABLE LENGHT



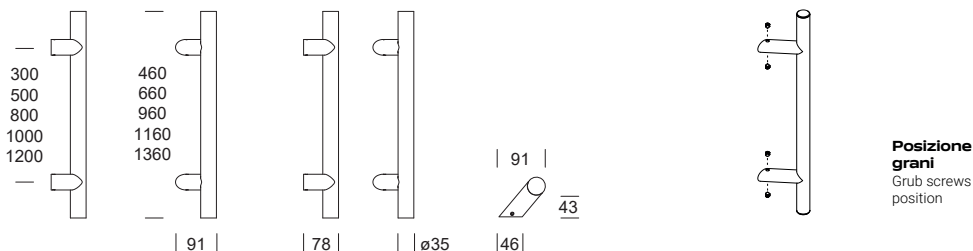
I E **MANIGLIONE MISURE STANDARD**
STANDARD PULL HANDLE

Code Code	Interasse C/C distance	Lunghezza Length	Inox sat. 304 Sat. steel 304	Inox sat. 316L Sat steel 316L	Nero RAL 9005 Black RAL 9005	
D35MS046-C0	300 mm	460 mm	●	●	●	-
D35MS066-E0	500 mm	660 mm	●	●	●	-
D35MS096-H0	800 mm	960 mm	●	●	●	-
D35MS116-J0	1000 mm	1160 mm	●	●	●	-
D35MS136-L0	1200 mm	1360 mm	●	●	●	-

I E **MANIGLIONE A MISURA PERSONALIZZATA**
CUSTOMIZABLE PULL HANDLE

Code Code	Interasse C/C distance	Lunghezza* Length*		Inox sat. 304 Sat. steel 304	Inox sat. 316L Sat steel 316L	Nero RAL 9005 Black RAL 9005
		MIN	MAX			
D35MS10M	Personalizzabile Customizable	501 mm	1000 mm	-	●	●
D35MS15M	Personalizzabile Customizable	1001 mm	1500 mm	-	●	●
D35MS20M	Personalizzabile Customizable	1501 mm	2000 mm	-	●	●
D35MS25M	Personalizzabile Customizable	2001 mm	2500 mm	-	●	●
D35MF30M***	Personalizzabile Customizable	2500 mm	3000 mm	-	●	-

* Lunghezza totale tra MIN e MAX da specificare - Total length between MIN and MAX to be specified
***Maniglione a misura personalizzata con n. 3 supporti - Customizable pull handle length with 3 supports




Frankfurt 40

D40MD

MANIGLIONE SINGOLO
SINGLE PULL HANDLE

ACCIAIO INOX - STAINLESS STEEL



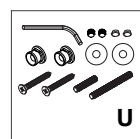
S5 ●
Inox satinato 316L
Stainless steel 316L



5S ●
Inox satinato 304
Stainless steel 304



KK ●
Nero opaco RAL 9005
Matt black RAL 9005



VERSIONE
VERSION



SEZIONE
SECTION



APERTURA
OPENING



PERSONALIZZABILE
CUSTOMIZABLE LENGHT



I E **MANIGLIONE MISURE STANDARD**
STANDARD PULL HANDLE


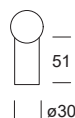


Codice Code	Interasse C/C distance	Lunghezza Length	Inox sat. 304 Sat. steel 304	Inox sat. 316L Sat steel 316L	Nero RAL 9005 Black RAL 9005	
D40MD060-E0	500 mm	600 mm	-	●	-	-
D40MD076-F0	600 mm	760 mm	●	-	●	-
D40MD116-J0	1000 mm	1160 mm	●	●	●	-

I E **MANIGLIONE A MISURA PERSONALIZZATA**
CUSTOMIZABLE PULL HANDLE

Codice Code	Interasse C/C distance	Lunghezza* Length*		Inox sat. 304 Sat. steel 304	Inox sat. 316L Sat steel 316L	Nero RAL 9005 Black RAL 9005
		MIN	MAX			
D40MD10M	Personalizzabile Customizable	501 mm	1000 mm	-	●	●
D40MD15M	Personalizzabile Customizable	1001 mm	1500 mm	-	●	●
D40MD20M	Personalizzabile Customizable	1501 mm	2000 mm	-	●	●
D40MD25M	Personalizzabile Customizable	2001 mm	2500 mm	-	●	●
D40MD30M	Personalizzabile Customizable	2500 mm	3000 mm	-	●	-
D40ME35M***	Personalizzabile Customizable	3001 mm	3500 mm	-	●	-

* Lunghezza totale tra MIN e MAX da specificare - Total length between MIN and MAX to be specified

***Maniglione a misura personalizzata con n. 3 supporti - Customizable pull handle length with 3 supports




**Posizione
grani**
Grub screws
position

Frankfurt 40 S

D40MS

MANIGLIONE SINGOLO
SINGLE PULL HANDLE

ACCIAIO INOX - STAINLESS STEEL



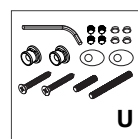
S5 ●
Inox satinato 316L
Stainless steel 316L



5S ●
Inox satinato 304
Stainless steel 304



KK ●
Nero opaco RAL 9005
Matt black RAL 9005



VERSIONE
VERSION



Inclinati
Offset

SEZIONE
SECTION



40 mm

APERTURA
OPENING



Ambidestro
Non-Handed

PERSONALIZZABILE
CUSTOMIZABLE LENGHT



da 501 a 3500 mm
501 to 3500 mm

I E **MANIGLIONE MISURE STANDARD**
STANDARD PULL HANDLE

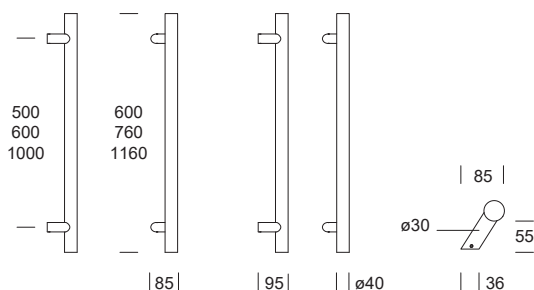
Codice Code	Interasse C/C distance	Lunghezza Length	Inox sat. 304 Sat. steel 304	Inox sat. 316L Sat steel 316L	Nero RAL 9005 Black RAL 9005	
D40MS060-E0	500 mm	600 mm	-	●	-	-
D40MS076-F0	600 mm	760 mm	●	-	●	-
D40MS116-J0	1000 mm	1160 mm	●	●	●	-

I E **MANIGLIONE A MISURA PERSONALIZZATA**
CUSTOMIZABLE PULL HANDLE

Codice Code	Interasse C/C distance	Lunghezza* Length*		Inox sat. 304 Sat. steel 304	Inox sat. 316L Sat steel 316L	Nero RAL 9005 Black RAL 9005
		MIN	MAX			
D40MS10M	Personalizzabile Customizable	501 mm	1000 mm	-	●	●
D40MS15M	Personalizzabile Customizable	1001 mm	1500 mm	-	●	●
D40MS20M	Personalizzabile Customizable	1501 mm	2000 mm	-	●	●
D40MS25M	Personalizzabile Customizable	2001 mm	2500 mm	-	●	●
D40MS30M	Personalizzabile Customizable	2500 mm	3000 mm	-	●	-
D40MF35M***	Personalizzabile Customizable	3001 mm	3500 mm	-	●	-

* Lunghezza totale tra MIN e MAX da specificare - Total length between MIN and MAX to be specified

***Maniglione a misura personalizzata con n. 3 supporti - Customizable pull handle length with 3 supports



**Posizione
grani**
Grub screws
position

Fremont

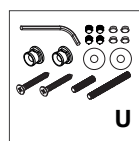
3FOMS

MANIGLIONE SINGOLO
SINGLE PULL HANDLE

ACCIAIO INOX - STAINLESS STEEL



5S ●
Inox satinato 304
Stainless steel 304



VERSIONE
VERSION



SEZIONE
SECTION

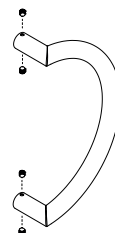
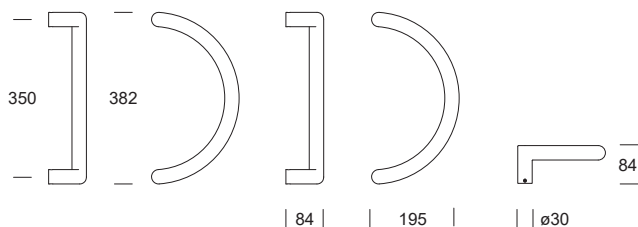


APERTURA
OPENING



I **MANIGLIONE MISURE STANDARD**
STANDARD PULL HANDLE

Codice Code	Interasse C/C distance	Lunghezza Length	Inox sat. 304 Sat. steel 304	Inox sat. 316L Sat steel 316L	Nero RAL 9005 Black RAL 9005	
3F0MS-C5	350 mm	382 mm		-	-	-



**Posizione
grani**
Grub screws
position


Servizio rapido a richiesta **On request fast shipment**

Lincoln

MANIGLIONE ACCOPPIATO CON CILINDRO E NOTTOLINO
PAIR PULL HANDLES WITH THUMBTURN AND CYLINDER

CH3LX

ACCIAIO INOX - STAINLESS STEEL



5S ●
Inox satinato 304
Stainless steel 304

VERSIONE
VERSION



SEZIONE
SECTION



APERTURA
OPENING

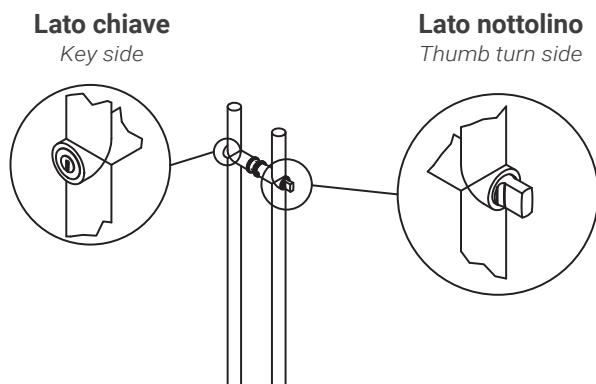


I MANIGLIONE MISURE STANDARD
STANDARD PULL HANDLE

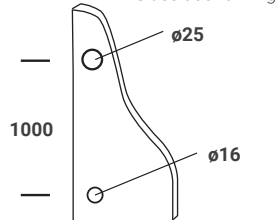
Codice Code	Interasse C/C distance	Lunghezza Length	Inox sat. 304 Sat. steel 304	Inox sat. 316L Sat steel 316L	Nero RAL 9005 Black RAL 9005	
CH3LX125-JO	1000 mm	1250 mm	●	-	-	-

Maniglione accoppiato con nottolino, cilindro e chiavi

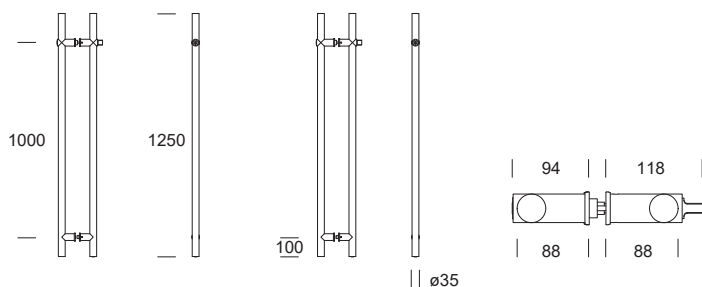
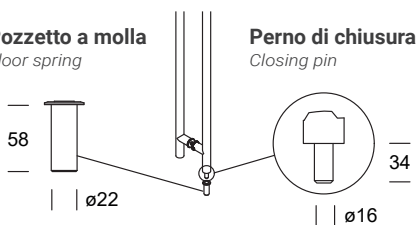
Pair pull handle with thumb turn, euro profile cylinder and keys



Foratura porta vetro
Glass door drilling



Pozzetto a molla
Floor spring



Lisbona 25

3L5MS

MANIGLIONE SINGOLO
SINGLE PULL HANDLE

ACCIAIO INOX - STAINLESS STEEL



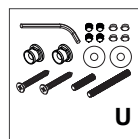
KK ●
Nero opaco RAL 9005
Matt black RAL 9005



5M ●
Inox PVD Lucido oro
Stainless steel PVD Gold



5S ●
Inox satinato 304
Stainless steel 304



VERSIONE
VERSION



SEZIONE
SECTION

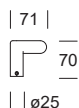
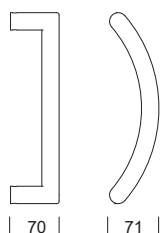
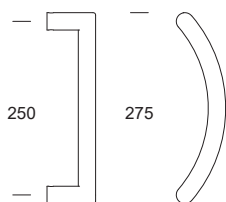


APERTURA
OPENING



MANIGLIONE MISURE STANDARD
STANDARD PULL HANDLE

Codice Code	Interasse C/C distance	Lunghezza Length	Inox sat. 304 Sat. steel 304	Inox sat. 316L Sat steel 316L	Nero RAL 9005 Black RAL 9005	PVD Lucido oro PVD Gold
3L5MS-B5	250 mm	275 mm		-		



**Posizione
grani**
Grub screws
position

Servizio rapido a richiesta **On request fast shipment**

Lisbona 30

BLOMS

MANIGLIONE SINGOLO
SINGLE PULL HANDLE

ACCIAIO INOX - STAINLESS STEEL



KK ●
Nero opaco RAL 9005
Matt black RAL 9005



S5 ●
Inox satinato 316L
Stainless steel 316L



5M ●
Inox PVD Lucido oro
Stainless steel PVD Gold



5S ●
Inox satinato 304
Stainless steel 304



VERSIONE
VERSION



SEZIONE
SECTION

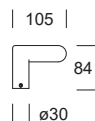
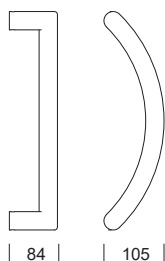
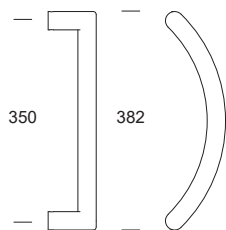


APERTURA
OPENING



MANIGLIONE MISURE STANDARD
STANDARD PULL HANDLE

Codice Code	Interasse C/C distance	Lunghezza Length	Inox sat. 304 Sat. steel 304	Inox sat. 316L Sat steel 316L	Nero RAL 9005 Black RAL 9005	PVD Lucido oro PVD Gold
3L0MS-C5	350 mm	382 mm				



**Posizione
grani**
Grub screws
position


Servizio rapido a richiesta **On request fast shipment**

Moscow

3MOMD

MANIGLIONE SINGOLO
SINGLE PULL HANDLE

ACCIAIO INOX - STAINLESS STEEL



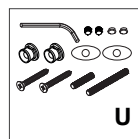
S5 ●
Inox satinato 316L
Stainless steel 316L



5S ●
Inox satinato 304
Stainless steel 304

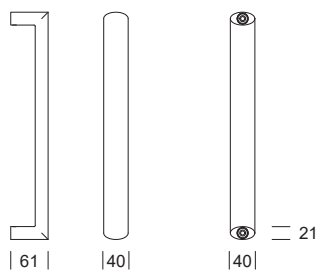



KK ●
Nero opaco RAL 9005
Matt black RAL 9005



VERSIONE
VERSION**SEZIONE**
SECTION**APERTURA**
OPENING**MANIGLIONE MISURE STANDARD**
STANDARD PULL HANDLE

Codice Code	Interasse C/C distance	Lunghezza Length	Inox sat. 304 Sat. steel 304	Inox sat. 316L Sat steel 316L	Nero RAL 9005 Black RAL 9005	
3M0MD-C5	350 mm	371 mm				-



**Posizione
grani**
Grub screws
position

Servizio rapido a richiesta **On request fast shipment**

Nairobi 20

N20MD

MANIGLIONE SINGOLO
SINGLE PULL HANDLE

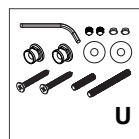
ACCIAIO INOX - STAINLESS STEEL



5S ●
Inox satinato 304
Stainless steel 304

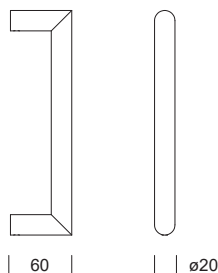
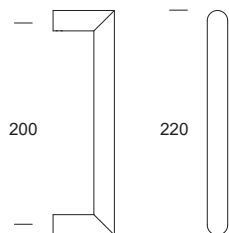


KK ●
Nero opaco RAL 9005
Matt black RAL 9005



VERSIONE
VERSION**SEZIONE**
SECTION**APERTURA**
OPENING**MANIGLIONE MISURE STANDARD**
STANDARD PULL HANDLE

Codice Code	Interasse C/C distance	Lunghezza Length	Inox sat. 304 Sat. steel 304	Inox sat. 316L Sat steel 316L	Nero RAL 9005 Black RAL 9005	
N20MD-B0	200 mm	220 mm		-		-



**Posizione
grani**
Grub screws
position

Servizio rapido a richiesta **On request fast shipment**

Nairobi 25

N25MD

MANIGLIONE SINGOLO
SINGLE PULL HANDLE

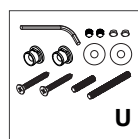
ACCIAIO INOX - STAINLESS STEEL



5S ●
Inox satinato 304
Stainless steel 304



KK ●
Nero opaco RAL 9005
Matt black RAL 9005



VERSIONE
VERSION



SEZIONE
SECTION



APERTURA
OPENING



PERSONALIZZABILE
CUSTOMIZABLE LENGHT



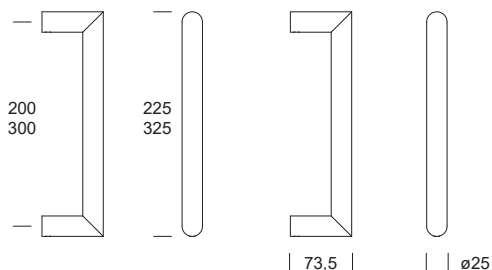
MANIGLIONE MISURE STANDARD
STANDARD PULL HANDLE

Codice Code	Interasse C/C distance	Lunghezza Length	Inox sat. 304 Sat. steel 304	Inox sat. 316L Sat steel 316L	Nero RAL 9005 Black RAL 9005	
N25MD-B0	200 mm	225 mm	●	-	●	-
N25MD-C0	300 mm	325 mm	●	-	●	-

MANIGLIONE A MISURA PERSONALIZZATA
CUSTOMIZABLE PULL HANDLE

Codice Code	Interasse C/C distance	Lunghezza* Length*		Inox sat. 304 Sat. steel 304	Inox sat. 316L Sat steel 316L	Nero RAL 9005 Black RAL 9005
		MIN	MAX			
N25MD05M	Personalizzabile Customizable	250 mm	500 mm	●	-	●
N25MD10M	Personalizzabile Customizable	501 mm	1000 mm	●	-	●

* Lunghezza totale tra MIN e MAX da specificare - Total length between MIN and MAX to be specified



**Posizione
grani**
Grub screws
position



Nairobi 30

N30MD

MANIGLIONE SINGOLO
SINGLE PULL HANDLE

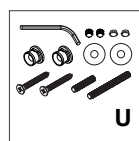
ACCIAIO INOX - STAINLESS STEEL



5S ●
Inox satinato 304
Stainless steel 304



KK ●
Nero opaco RAL 9005
Matt black RAL 9005



VERSIONE
VERSION




SEZIONE
SECTION



APERTURA
OPENING



PERSONALIZZABILE
CUSTOMIZABLE LENGHT




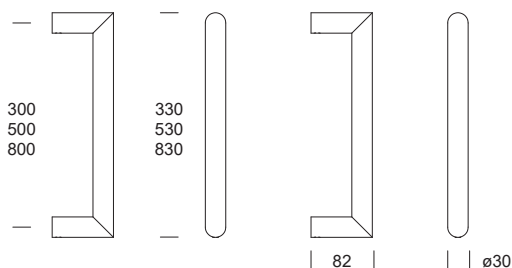
I E **MANIGLIONE MISURE STANDARD**
STANDARD PULL HANDLE

Codice Code	Interasse C/C distance	Lunghezza Length	Inox sat. 304 Sat. steel 304	Inox sat. 316L Sat steel 316L	Nero RAL 9005 Black RAL 9005	
N30MD-C0	300 mm	330 mm	●	-	●	-
N30MD-E0	500 mm	530 mm	●	-	●	-
N30MD-H0	800 mm	830 mm	●	-	●	-

I E **MANIGLIONE A MISURA PERSONALIZZATA**
CUSTOMIZABLE PULL HANDLE

Codice Code	Interasse C/C distance	Lunghezza* Length*		Inox sat. 304 Sat. steel 304	Inox sat. 316L Sat steel 316L	Nero RAL 9005 Black RAL 9005
		MIN	MAX			
N30MD05M	Personalizzabile Customizable	250 mm	500 mm	●	-	●
N30MD10M	Personalizzabile Customizable	501 mm	1000 mm	●	-	●
N30MD15M	Personalizzabile Customizable	1001 mm	1500 mm	●	-	●

* Lunghezza totale tra MIN e MAX da specificare - Total length between MIN and MAX to be specified



**Posizione
grani**
Grub screws
position

Panama

381MS

MANIGLIONE SINGOLO
SINGLE PULL HANDLE

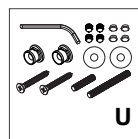
ACCIAIO INOX - STAINLESS STEEL



5M
Inox PVD Lucido oro
Stainless steel PVD Gold



5S
Inox satinato 304
Stainless steel 304



VERSIONE
VERSION



SEZIONE
SECTION

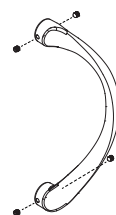
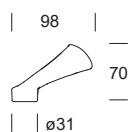
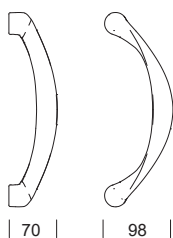
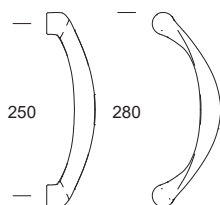


APERTURA
OPENING



I **MANIGLIONE MISURE STANDARD**
STANDARD PULL HANDLE

Codice Code	Interasse C/C distance	Lunghezza Length	Inox sat. 304 Sat. steel 304	Inox sat. 316L Sat steel 316L	Nero RAL 9005 Black RAL 9005	PVD Lucido oro PVD Gold
381MS-B5	250 mm	280 mm	●	-	-	●




**Posizione
grani**
Grub screws
position

Punto

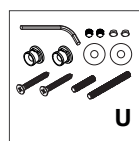
H25MD

MANIGLIONE SINGOLO
SINGLE PULL HANDLE

ACCIAIO INOX - STAINLESS STEEL



5S ●
Inox satinato 304
Stainless steel 304



VERSIONE
VERSION



SEZIONE
SECTION

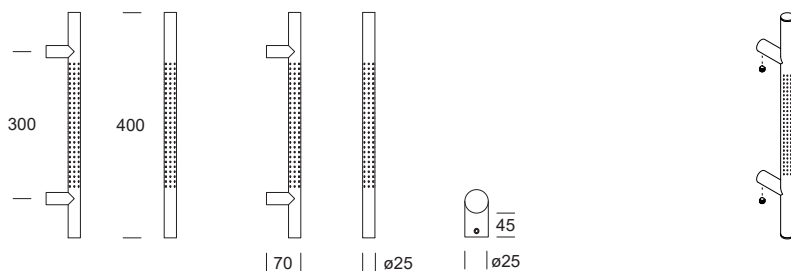


APERTURA
OPENING



I **MANIGLIONE MISURE STANDARD**
STANDARD PULL HANDLE

Codice Code	Interasse C/C distance	Lunghezza Length	Inox sat. 304 Sat. steel 304	Inox sat. 316L Sat steel 316L	Nero RAL 9005 Black RAL 9005	
H25MD046-C0	300 mm	400 mm	●	-	-	-



**Posizione
grani**
Grub screws
position

Punto S

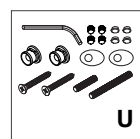
H25MS

MANIGLIONE SINGOLO
SINGLE PULL HANDLE

ACCIAIO INOX - STAINLESS STEEL



5S ●
Inox satinato 304
Stainless steel 304



VERSIONE
VERSION



SEZIONE
SECTION


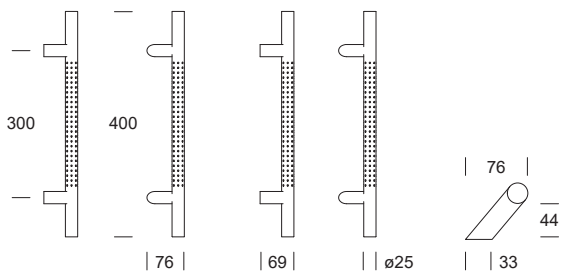


APERTURA
OPENING



MANIGLIONE MISURE STANDARD
STANDARD PULL HANDLE

Codice Code	Interasse C/C distance	Lunghezza Length	Inox sat. 304 Sat. steel 304	Inox sat. 316L Sat steel 316L	Nero RAL 9005 Black RAL 9005	
H25MS046-C0	300 mm	400 mm	●	-	-	-




Posizione grani
Grub screws position

Rio

MANIGLIONE ACCOPPIATO CON CILINDRO EUROPEO E SERRATURA
PAIR PULL HANDLES WITH EURO PROFILE CYLINDER AND LOCK

S04LY

ACCIAIO INOX - STAINLESS STEEL



KK ●
Nero opaco RAL 9005
Matt black RAL 9005



S5 ●
Inox satinato 316L
Stainless steel 316L

VERSIONE
VERSION



SEZIONE
SECTION



APERTURA
OPENING



CHIUSURA
CLOSING

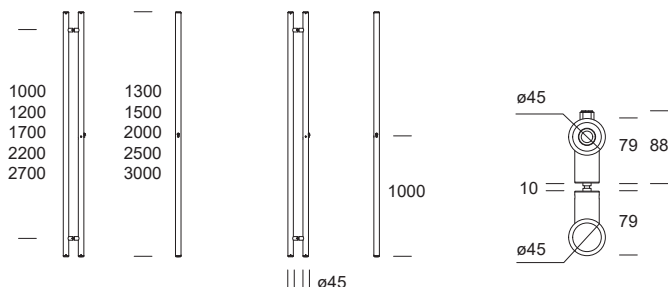
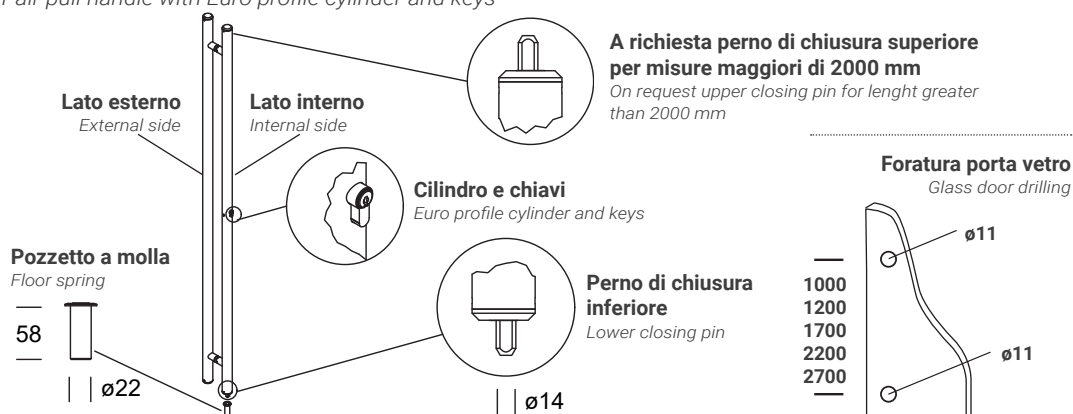


MANIGLIONE MISURE STANDARD
STANDARD PULL HANDLE

Codice Code	Interasse C/C distance	Lunghezza Length	Inox sat. 304 Sat. steel 304	Inox sat. 316L Sat steel 316L	Nero RAL 9005 Black RAL 9005	
S04LY130-J0	1000 mm	1300 mm	-	●	●	-
S04LY150-L0	1200 mm	1500 mm	-	●	●	-
S04LY200-Q0	1700 mm	2000 mm	-	●	●	-
S04LY250-V0	2200 mm	2500 mm	-	●	●	-
S04LY300-AA	2700 mm	3000 mm	-	●	-	-

Maniglione accoppiato con cilindro europeo e chiavi

Pair pull handle with Euro profile cylinder and keys



Sydney

RINMS

MANIGLIONE SINGOLO
SINGLE PULL HANDLE

ACCIAIO INOX - STAINLESS STEEL



KK ●
Nero opaco RAL 9005
Matt black RAL 9005



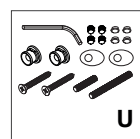
S5 ●
Inox satinato 316L
Stainless steel 316L



5M ●
Inox PVD Lucido oro
Stainless steel PVD Gold



5S ●
Inox satinato 304
Stainless steel 304



VERSIONE
VERSION



SEZIONE
SECTION

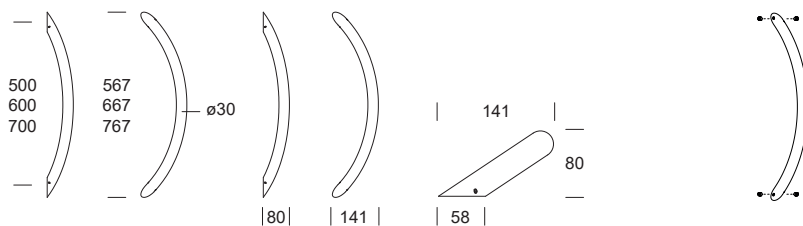


APERTURA
OPENING



MANIGLIONE MISURE STANDARD
STANDARD PULL HANDLE

Codice Code	Interasse C/C distance	Lunghezza Length	Inox sat. 304 Sat. steel 304	Inox sat. 316L Sat steel 316L	Nero RAL 9005 Black RAL 9005	PVD Lucido oro PVD Gold
RINMS-E0	500 mm	-	●	●	●	●
RINMS-F0	600 mm	-	●	●	-	-
RINMS-G0	700 mm	-	●	●	-	-



**Posizione
grani**
Grub screws
position

Servizio rapido a richiesta
On request fast shipment

Stoccolma HF

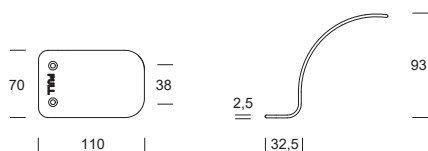
Design Zoo Architectural hardware

ZO2MS

FISSAGGIO CON VITI
FACE-FIX



5S ●
Inox satinato 304
Stainless steel 304



ZP2MS

FISSAGGIO CON PIOLI - VITI DI FISSAGGIO 2X M4X60MM
BOLT-FIX - 2X M4X60MM BOLTS



5S ●
Inox satinato 304
Stainless steel 304



MANIGLIONE SINGOLO HAND FREE
HAND FREE SINGLE PULL HANDLE

ACCIAIO INOX - STAINLESS STEEL

ZO2MS ACCOPPIABILE CON ZP2MS
ZO2MS CAN BE PAIRED WITH ZP2MS

- Maniglione stampato
Pressed body
- Azionato dall'avambraccio
Operated by the forearm
- Riduce il contatto con le mani
Reduces contact with hands
- Riduce la diffusione di germi, batteri, virus e infezioni
Reduces the spread of germs, bacteria, viruses and infection
- Può essere installato al posto del maniglione tradizionale
Can be installed instead of or as well as traditional pull handle hardware

I maniglioni devono essere installati con la parte di apertura rivolta verso il bordo anteriore della porta.

La forma del prodotto è progettata in modo che il braccio si liberi naturalmente dal maniglione durante l'apertura della porta.

L'installazione è consigliata a circa 1,5 mt dal livello del pavimento, dove l'azione è più naturale in un punto più alto della porta rispetto alle maniglie standard.

The hands free pulls should be installed with the opening part towards the leading edge of the door.

The product shape is designed in order that the arm naturally moves free from the pull as the door opens

Installation is recommended at approx. 1.5m from floor level where the action is more natural at a higher point on the door than standard pull handle hardware



MANIGLIONE SINGOLO HAND FREE
HAND FREE SINGLE PULL HANDLE

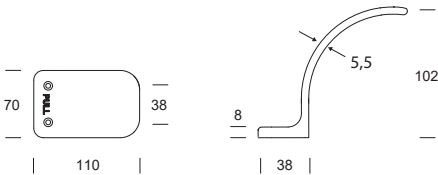
ACCIAIO INOX - STAINLESS STEEL

Z03MS

FISSAGGIO CON VITI
FACE-FIX



5S ●
Inox satinato 304
Stainless steel 304

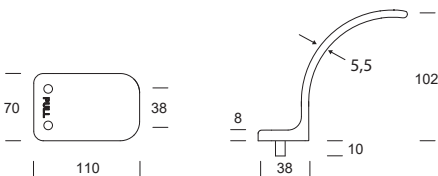


ZP3MS

FISSAGGIO CON PIOLI - VITI DI FISSAGGIO 2X M4X60MM
BOLT-FIX - 2X M4X60MM BOLTS



5S ●
Inox satinato 304
Stainless steel 304



Z03MS ACCOPPIABILE CON ZP3MS
Z03MS CAN BE PAIRED WITH ZP3MS

- Maniglione da fusione
Cast body
- Azionato dall'avambraccio
Operated by the forearm
- Riduce il contatto con le mani
Reduces contact with hands
- Riduce la diffusione di germi, batteri, virus e infezioni
Reduces the spread of germs, bacteria, viruses and infection
- Può essere installato al posto del maniglione tradizionale
Can be installed instead of or as well as traditional pull handle hardware

I maniglioni devono essere installati con la parte di apertura rivolta verso il bordo anteriore della porta.

La forma del prodotto è progettata in modo che il braccio si liberi naturalmente dal maniglione durante l'apertura della porta.

L'installazione è consigliata a circa 1,5 mt dal livello del pavimento, dove l'azione è più naturale in un punto più alto della porta rispetto alle maniglie standard.

The hands free pulls should be installed with the opening part towards the leading edge of the door.

The product shape is designed in order that the arm naturally moves free from the pull as the door opens

Installation is recommended at approx. 1.5m from floor level where the action is more natural at a higher point on the door than standard pull handle hardware





POMOLI

Knobs

Attival	560
Ovale	561
Piano	562
Sfera	564
Qubo	566

Attival 214

Design **Regutti Lab**

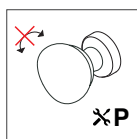
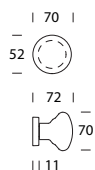
ACCIAIO INOX - STAINLESS STEEL



KK ●
Nero opaco RAL 9005
Matt black RAL 9005



5S ●
Inox satinato 304
Stainless steel 304



FISSO - FIXED

214PFL52



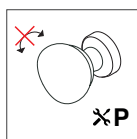
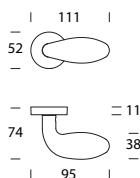
Ovale 258

Design **Regutti Lab**

ACCIAIO INOX - STAINLESS STEEL

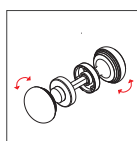


5S ●
Inox satinato 304
Stainless steel 304



FISSO - FIXED

258PFL52 ●



GIREVOLE - SETS

258PRL52 ●

Piano 210

Design **Reguitti Lab**

ACCIAIO INOX - STAINLESS STEEL



S5 ●
Inox satinato 316L
Stainless steel 316L



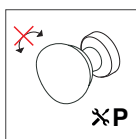
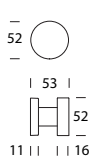
KK ●
Nero opaco RAL 9005
Matt black RAL 9005



5S ●
Inox satinato 304
Stainless steel 304

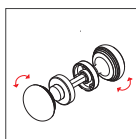


3W ●
PVD Gun metal
PVD Gun metal



FISSO - FIXED

210PFL52



GIREVOLE - SETS

210PRL52



Piano S 211

Design **Regutti Lab**

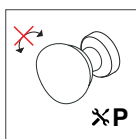
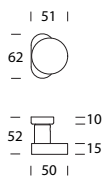
ACCIAIO INOX - STAINLESS STEEL



KK ●
Nero opaco RAL 9005
Matt black RAL 9005

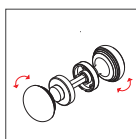


5S ●
Inox satinato 304
Stainless steel 304



FISSO - FIXED

211PFL09



GIREVOLE - SETS

211PRL09



Sfera C59

Design **Reguitti Lab**

ACCIAIO INOX - STAINLESS STEEL



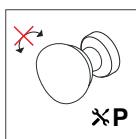
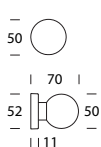
S5 ●
Inox satinato 316L
Stainless steel 316L



KK ●
Nero opaco RAL 9005
Matt black RAL 9005



5S ●
Inox satinato 304
Stainless steel 304

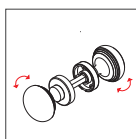


FISSO - FIXED

C59PFL52



✕P



GIREVOLE - SETS

C59PRL52



Sfera S 205

Design **Reguitti Lab**

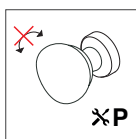
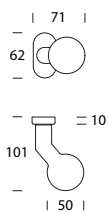
ACCIAIO INOX - STAINLESS STEEL



KK ●
Nero opaco RAL 9005
Matt black RAL 9005

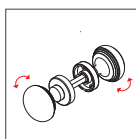


5S ●
Inox satinato 304
Stainless steel 304



FISSO - FIXED

205PFL09



GIREVOLE - SETS


205PRL09




Qubo 2Q0

Design **Reguitti Lab**

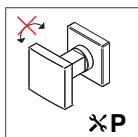

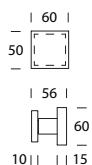

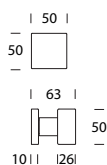
ACCIAIO INOX - STAINLESS STEEL



KK ●
Nero opaco RAL 9005
Matt black RAL 9005

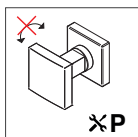


5S ●
Inox satinato 304
Stainless steel 304



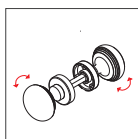
FISSO - FIXED

2Q0PFQ56



FISSO - FIXED

2Q6PFQ56



GIREVOLE - SETS


2Q0PRQ56



Qubo S 2Q1

Design **Reguitti Lab**

ACCIAIO INOX - STAINLESS STEEL



S5 ●
Inox satinato 316L
Stainless steel 316L

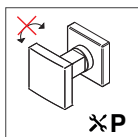

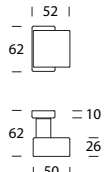

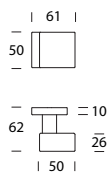


KK ●
Nero opaco RAL 9005
Matt black RAL 9005



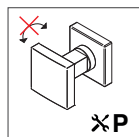
5S ●
Inox satinato 304
Stainless steel 304

POMOLI - KNOBS



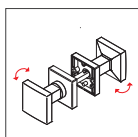
FISSO - FIXED

2Q1PFQ56



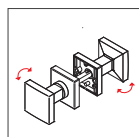
FISSO - FIXED

2Q1PF9QL



GIREVOLE - SETS

2Q1PRQ56



GIREVOLE - SETS

2Q1PR9QL





SCORREVOLI

Sliding Doors

525PI

570

535CP

570

Q35CP

571

525PI

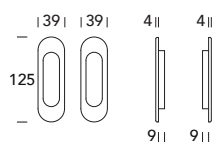
ACCIAIO INOX - STAINLESS STEEL



5S ●
Inox satinato 304
Stainless steel 304

535CP

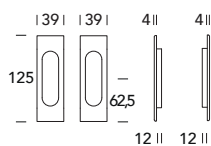
ACCIAIO INOX - STAINLESS STEEL



5S ●
Inox satinato 304
Stainless steel 304

Q35CP

ACCIAIO INOX - STAINLESS STEEL



5S ●
Inox satinato 304
Stainless steel 304





ALZANTI

Lift and slide pull handles

Genève	574
Phoenix	575
Oslo	576
Stoccolma	577
Toledo	578

Genève Q03

Design **Reguitti Lab**

ACCIAIO INOX - STAINLESS STEEL



KK ●
Nero opaco RAL 9005
Matt black RAL 9005



S5 ●
Inox satinato 316L
Stainless steel 316L

Q03HSQ1369



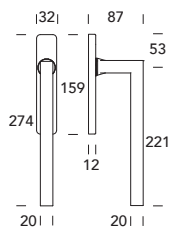
Q03HSQ1300



Q13PI002



Q03HDQ1369



Phoenix Q01

Design **Reguitti Lab**

ACCIAIO INOX - STAINLESS STEEL



MANIGLIONI ALZANTI - LIFT AND SLIDE PULL HANDLES



KK ●
Nero opaco RAL 9005
Matt black RAL 9005



S5 ●
Inox satinato 316L
Stainless steel 316L

Q01HSQ1369



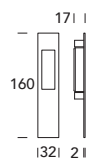
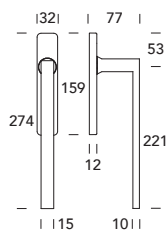
Q01HSQ1300



Q13PI002



Q01HDQ1369



Oslo L13

Design **Regutti Lab**

ACCIAIO INOX - STAINLESS STEEL



KK ●

Nero opaco RAL 9005
Matt black RAL 9005

S5 ●

Inox satinato 316L
Stainless steel 316L

L13HS31369



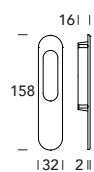
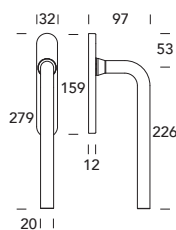
L13HS31300



313PI002



L13HD31369



Stoccolma L15

Design **Reguitti Lab**

ACCIAIO INOX - STAINLESS STEEL



KK ●

Nero opaco RAL 9005
Matt black RAL 9005

S5 ●

Inox satinato 316L
Stainless steel 316L

L15HS31369



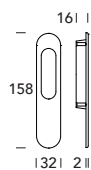
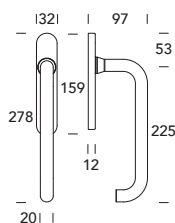
L15HS31300



313PI002



L15HD31369



Toledo L14

Design **Regutti Lab**

ACCIAIO INOX - STAINLESS STEEL



KK ●
Nero opaco RAL 9005
Matt black RAL 9005



3W ●
Inox PVD Gun metal
Inox PVD Gun metal



S5 ●
Inox satinato 316L
Stainless steel 316L

L14HS31369



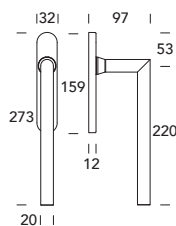
L14HS31300



313PI002



L14HD31369



Toledo B B14

Design **Reguitti Lab**

ACCIAIO INOX - STAINLESS STEEL

RIBASSATA
LOW-PROFILE HANDLE



MANIGLIONI ALZANTI - LIFT AND SLIDE PULL HANDLES



KK ●
Nero opaco RAL 9005
Matt black RAL 9005



S5 ●
Inox satinato 316L
Stainless steel 316L

B14HS31369



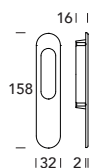
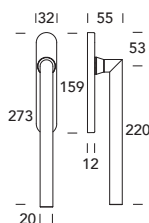
B14HS31300



313PI002



B14HD31369





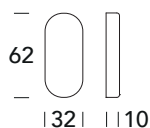
COMPLEMENTI

Complements

Bocchette - <i>Escutcheons</i>	582
Bocchette sicurezza - <i>Security escutcheons</i>	584
Bucalettere - <i>Letterplates</i>	585
Catenacci - <i>Door bolts</i>	585
Fermapersiane - <i>Stop shutters</i>	586
Fermaporte - <i>Doorstops</i>	586
Gancio di protezione - <i>Door guard hook</i>	592
Lettere - <i>Letters</i>	592
Numeri - <i>Numerals</i>	593
Manettine - <i>Furniture handles</i>	594
Nottolini WC - <i>WC sets</i>	595
Placche incasso - <i>Sliding door plates</i>	595
Portabiti - <i>Coat hooks</i>	597
Supporti - <i>Handrail supports</i>	600
Targhette - <i>Name plates</i>	601

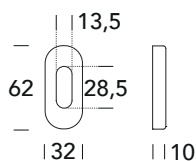
009 KO

BOCCHETTE - ESCUTCHEONS



5S ●
Inox satinato 304
Stainless steel 304

009 KV

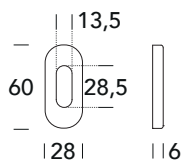


KK ●
Nero opaco RAL 9005
Matt black RAL 9005



5S ●
Inox satinato 304
Stainless steel 304


OB9 KV



5S ●
Inox satinato 304
Stainless steel 304

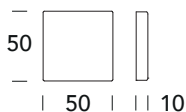
Q01 KO

BOCCHETTE - ESCUTCHEONS



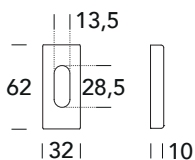

5S ●
Inox satinato 304
Stainless steel 304

Q08 KO



5S ●
Inox satinato 304
Stainless steel 304

Q09 KV




KK ●
Nero opaco RAL 9005
Matt black RAL 9005



5S ●
Inox satinato 304
Stainless steel 304

T01 KO

BOCCHETTE - ESCUTCHEONS



5S ●
Inox satinato 304
Stainless steel 304

T52 KO

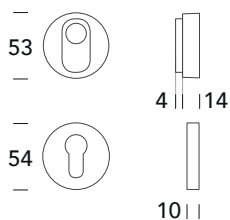


5S ●
Inox satinato 304
Stainless steel 304

CD 009

BOCCHETTE SICUREZZA - SECURITY ESCUTCHEONS

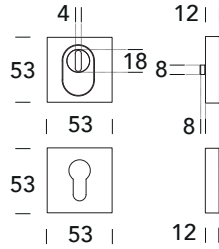

ZOO
ARCHITECTURAL HARDWARE



5S ●
Inox satinato 304
Stainless steel 304

CD Q02

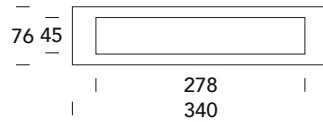
BOCCHETTE - ESCUTCHEONS



5S ●
Inox satinato 304
Stainless steel 304

Z37 TP

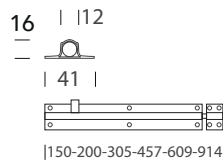
BUCALETTERE - LETTERPLATES



5S ●
Inox satinato 304
Stainless steel 304

Z01 CT

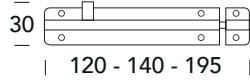
CATENACCI - DOOR BOLTS



5S ●
Inox satinato 304
Stainless steel 304

712 CT

CATENACCI - DOOR BOLTS

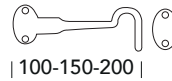


5S ●
Inox satinato 304
Stainless steel 304

Z60 FE

FERMAPERSIANE - STOP SHUTTERS

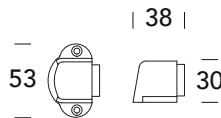
ZOO
ARCHITECTURAL HARDWARE



5S ●
Inox satinato 304
Stainless steel 304

205 FE

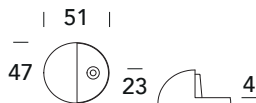
FERMAPORTE - DOORSTOPS



5S ●
Inox satinato 304
Stainless steel 304

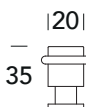
606 FE

FERMAPORTE - DOORSTOPS



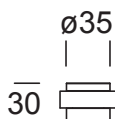
5S ●
Inox satinato 304
Stainless steel 304

KA1 FE



5S ●
Inox satinato 304
Stainless steel 304

KA3 FE

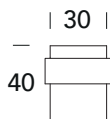


5S ●
Inox satinato 304
Stainless steel 304

KA6 FE

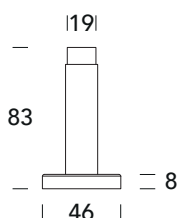

FERMAPORTE - DOORSTOPS

ZOO
ARCHITECTURAL HARDWARE



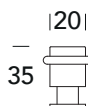
5S ●
Inox satinato 304
Stainless steel 304

KC5 FE



5S ●
Inox satinato 304
Stainless steel 304

QA2 FE

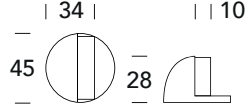



5S ●
Inox satinato 304
Stainless steel 304

Z05 FE

FERMAPORTE - DOORSTOPS

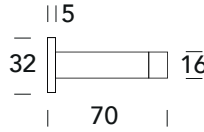
ZOO
ARCHITECTURAL HARDWARE



5S ●
Inox satinato 304
Stainless steel 304

Z07 FE

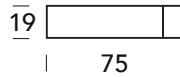
ZOO
ARCHITECTURAL HARDWARE



5S ●
Inox satinato 304
Stainless steel 304

Z08 FE

ZOO
ARCHITECTURAL HARDWARE



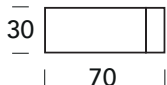
5S ●
Inox satinato 304
Stainless steel 304

COMPLEMENTI - COMPLEMENTS

Z11 FE

FERMAPORTE - DOORSTOPS

ZOO
ARCHITECTURAL HARDWARE



5S ●
Inox satinato 304
Stainless steel 304

Z12 FE

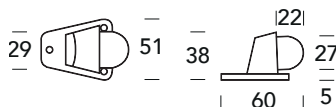
ZOO
ARCHITECTURAL HARDWARE



5S ●
Inox satinato 304
Stainless steel 304

Z84 FE

ZOO
ARCHITECTURAL HARDWARE



5S ●
Inox satinato 304
Stainless steel 304

Z86 FE

FERMAPORTE - DOORSTOPS

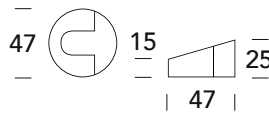

ZOO
ARCHITECTURAL HARDWARE



5S ●
Inox satinato 304
Stainless steel 304

Z87 FE

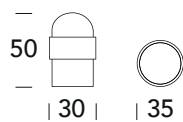
ZOO
ARCHITECTURAL HARDWARE



5S ●
Inox satinato 304
Stainless steel 304

Z88 FE

ZOO
ARCHITECTURAL HARDWARE

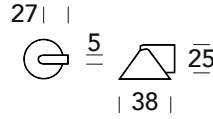



5S ●
Inox satinato 304
Stainless steel 304

Z89 FE

FERMAPORTE - DOORSTOPS

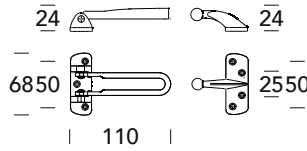
ZOO
ARCHITECTURAL HARDWARE



5S ●
Inox satinato 304
Stainless steel 304

621 GA

GANCIO DI PROTEZIONE - DOOR GUARD HOOK



5S ●
Inox satinato 304
Stainless steel 304

Z16 LE

LETTERE - LETTERS

ZOO
ARCHITECTURAL HARDWARE




5S ●
Inox satinato 304
Stainless steel 304

Disponibili - Available A-B-C-D-E-F-G

Z18 LE

LETTERE - LETTERS

ZOO
ARCHITECTURAL HARDWARE



Disponibili - Available A-B-C-D-E-F-G

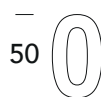


5S ●
Inox satinato 304
Stainless steel 304

Z03 NU

NUMERI - NUMERALS

ZOO
ARCHITECTURAL HARDWARE



Disponibili - Available 0-1-2-3-4-5-6-7-8



5S ●
Inox satinato 304
Stainless steel 304

Z04 NU

ZOO
ARCHITECTURAL HARDWARE



Disponibili - Available 0-1-2-3-4-5-6-7-8

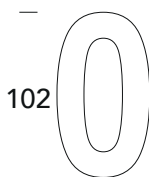


5S ●
Inox satinato 304
Stainless steel 304

Z08 NU

NUMERI - NUMERALS

ZOO
ARCHITECTURAL HARDWARE



Disponibili - Available 0-1-2-3-4-5-6-7-8

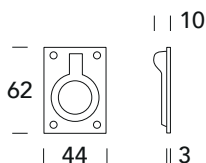


5S ●
Inox satinato 304
Stainless steel 304

Z42 MT

MANETTINE - FURNITURE HANDLES

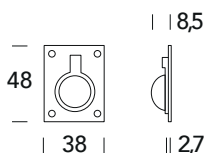
ZOO
ARCHITECTURAL HARDWARE



5S ●
Inox satinato 304
Stainless steel 304

Z43 MT

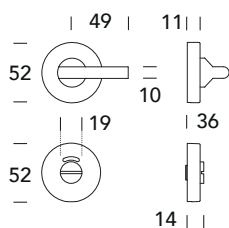

ZOO
ARCHITECTURAL HARDWARE



5S ●
Inox satinato 304
Stainless steel 304

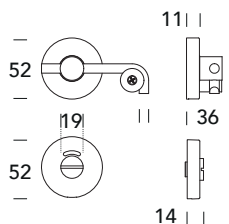
821 NO F52

NOTTOLINI WC - WC SETS



5S ●
Inox satinato 304
Stainless steel 304

921 NO F52

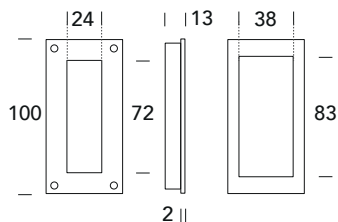


5S ●
Inox satinato 304
Stainless steel 304

Z10 PI

PLACCHE INCASSO - SLIDING DOOR PLATES

ZOO
ARCHITECTURAL HARDWARE

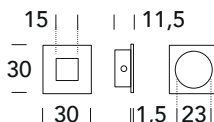


5S ●
Inox satinato 304
Stainless steel 304

Z30 PI

PLACCHE INCASSO - SLIDING DOOR PLATES

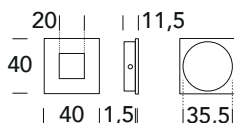
ZOO
ARCHITECTURAL HARDWARE



5S ●
Inox satinato 304
Stainless steel 304

Z40 PI

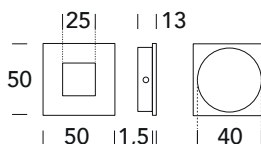
ZOO
ARCHITECTURAL HARDWARE



5S ●
Inox satinato 304
Stainless steel 304

Z50 PI

ZOO
ARCHITECTURAL HARDWARE

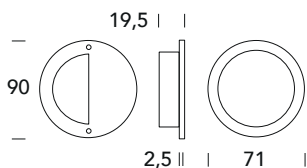


5S ●
Inox satinato 304
Stainless steel 304

Z90 PI

PLACCHE INCASSO - SLIDING DOOR PLATES

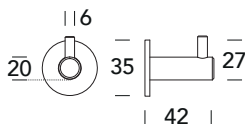
ZOO
ARCHITECTURAL HARDWARE



5S ●
Inox satinato 304
Stainless steel 304

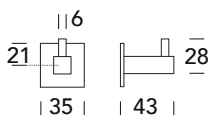

K50 PA

PORTABITI - COAT HOOKS



5S ●
Inox satinato 304
Stainless steel 304

Q50 PA

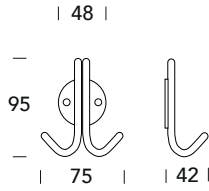


5S ●
Inox satinato 304
Stainless steel 304

Z70 PA

PORTABITI - COAT HOOKS

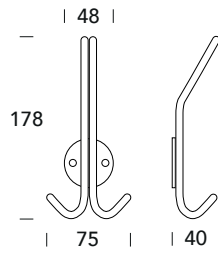
ZOO
ARCHITECTURAL HARDWARE



5S ●
Inox satinato 304
Stainless steel 304

Z71 PA

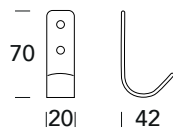
ZOO
ARCHITECTURAL HARDWARE



5S ●
Inox satinato 304
Stainless steel 304

Z72 GA

ZOO
ARCHITECTURAL HARDWARE

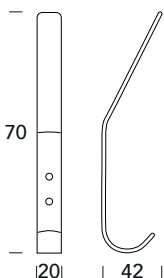


5S ●
Inox satinato 304
Stainless steel 304

Z73 PA

PORTABITI - COAT HOOKS

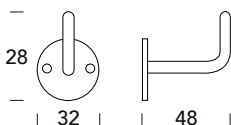

ZOO
ARCHITECTURAL HARDWARE



5S ●
Inox satinato 304
Stainless steel 304

Z74 PA

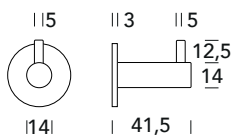
ZOO
ARCHITECTURAL HARDWARE



5S ●
Inox satinato 304
Stainless steel 304

Z75 PA

ZOO
ARCHITECTURAL HARDWARE

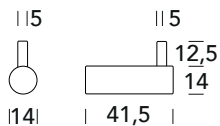


5S ●
Inox satinato 304
Stainless steel 304

Z76 PA

PORTABITI - COAT HOOKS

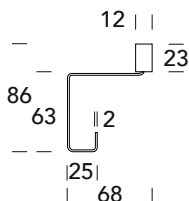
ZOO
ARCHITECTURAL HARDWARE



5S ●
Inox satinato 304
Stainless steel 304

Z77 PA

ZOO
ARCHITECTURAL HARDWARE

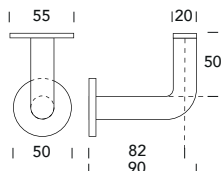


5S ●
Inox satinato 304
Stainless steel 304

Z45 SU

SUPPORTI - HANDRAIL SUPPORTS

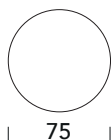
ZOO
ARCHITECTURAL HARDWARE



5S ●
Inox satinato 304
Stainless steel 304

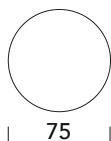
Z29 TP OOM

TARGHETTE - NAME PLATES



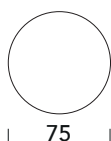
5S ●
Inox satinato 304
Stainless steel 304

Z29 TP OOW



5S ●
Inox satinato 304
Stainless steel 304

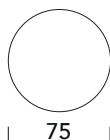
Z29 TP ODA



5S ●
Inox satinato 304
Stainless steel 304

Z29 TP OOF


TARGHETTE - NAME PLATES



5S ●
Inox satinato 304
Stainless steel 304

Z34 TP



ZOO
ARCHITECTURAL HARDWARE



5S ●
Inox satinato 304
Stainless steel 304

Z35 TP

ZOO
ARCHITECTURAL HARDWARE



5S ●
Inox satinato 304
Stainless steel 304

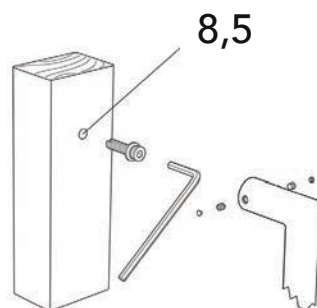
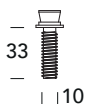
ACCESSORI

Accessories

Kit di fissaggio	604
Tubi	607

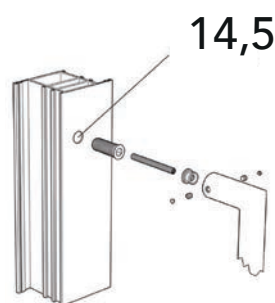
CD K01

KIT DI FISSAGGIO - FIXING ACCESSORIES



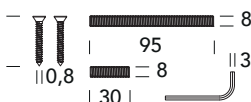
Kit di fissaggio per maniglione singolo non passante per porte in legno.
Fixing kit for single pull handle for wooden doors.

CD K02



Kit di fissaggio per maniglione singolo non passante per porte in alluminio doppia camera.
Fixing kit for single pull handle for aluminium doors double chamber system.

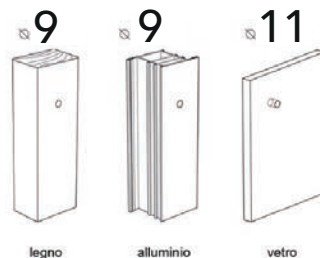
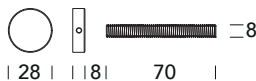
CD K03



Kit di fissaggio per porte in legno, alluminio, vetro, PVC (in dotazione standard per ogni maniglione).
Fixing kit for wooden, aluminium, glass, PVC doors (included standard for each handle).

CD K04

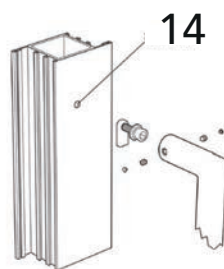
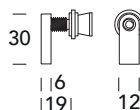

KIT DI FISSAGGIO - FIXING ACCESSORIES



Kit di fissaggio per maniglione singolo non passante per porte in alluminio doppia camera.
Fixing kit for single pull handle for aluminium doors double chamber system.

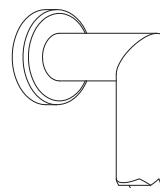
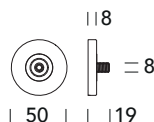


CD K06



Kit di fissaggio per maniglione singolo per porte in alluminio profilo monocamera.
Fixing kit for single pull handle for aluminium door single chamber system profile.

CD K09

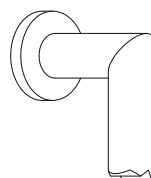
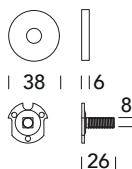


Kit di fissaggio per maniglioni con rosette Ø 50x7 mm e foro da Ø24mm.
Fixing kit for pull handles with roses Ø 50x7 mm and hole Ø24mm.



CD PB1

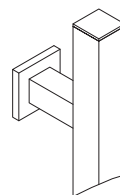
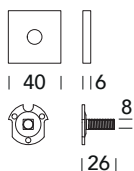
KIT DI FISSAGGIO - FIXING ACCESSORIES



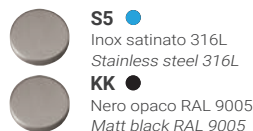
Kit di fissaggio con rosetta tonda e piastrino per maniglione singolo con supporti dritti.
Fixing kit with round rosettes and fixing plate for single pull handle with straight supports.



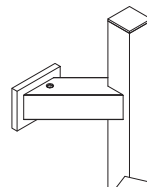
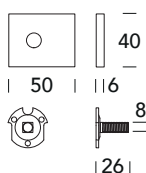
CD PB2



Kit di fissaggio con rosetta quadrata e piastrino per maniglione singolo con supporti dritti.
Fixing kit with square rosettes and fixing plate for single pull handle with straight supports.



CD PB3

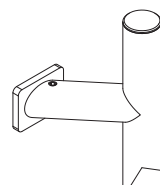
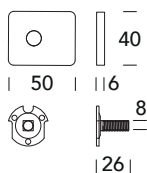


Kit di fissaggio con rosetta rettangolare e piastrino per maniglione singolo con supporti inclinati.
Fixing kit with rectangular rosettes and fixing plate for single pull handle with offset supports.



CD PB4

KIT DI FISSAGGIO - FIXING ACCESSORIES

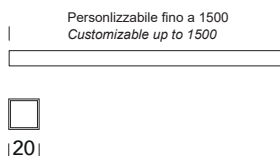



Kit di fissaggio con rosetta rettangolare raggiata e piastrino per maniglione singolo con supporti inclinati.
Fixing kit with rectangular radius rosettes and fixing plate for single pull handle with offset supports.

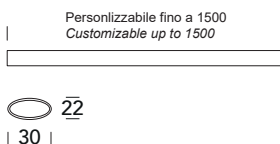


3Q2 TU

TUBI - TUBES



C01 TU

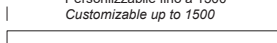


D20 TU

TUBI - TUBES



Personlizzabile fino a 1500
Customizable up to 1500



| 20 |



S5 ●
Inox satinato 316L
Stainless steel 316L

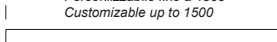


5S ●
Inox satinato 304
Stainless steel 304

D25 TU



Personlizzabile fino a 1500
Customizable up to 1500



| 25 |



S5 ●
Inox satinato 316L
Stainless steel 316L

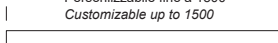


5S ●
Inox satinato 304
Stainless steel 304

D30 TU



Personlizzabile fino a 1500
Customizable up to 1500



| 30 |



S5 ●
Inox satinato 316L
Stainless steel 316L



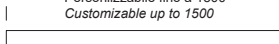
5S ●
Inox satinato 304
Stainless steel 304

IO1 TU

TUBI - TUBES



Personalizzabile fino a 1500
Customizable up to 1500



19
| 30 |



5S ●
Inox satinato 304
Stainless steel 304

ESPOSITORI

Display Boards

TOTEM GIREVOLE SELF-STANDING	612
Self-standing turnable display	
PANNELLI SINGOLI	614
Single panels	
TOTEM GIREVOLE DA BANCO	618
Rotating table display board	
ESPOSITORI A PARETE MAGNETICI	619
Magnetic wall-mounted displays	
ESPOSITORI A PARETE	621
Wall-mounted displays	

Totem girevole self-standing

Self-standing turnable display boards



Totem girevole 2 lati

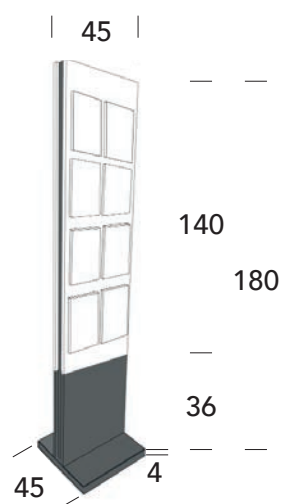
180 x 45 cm

- Totem componibile
- Materiale legno
- Struttura di colore bianco venato e grigio
- Applicazione su pannelli 20x30: maniglie, DK, alzanti e accessori
- Diverse soluzioni

2-sided rotating display board

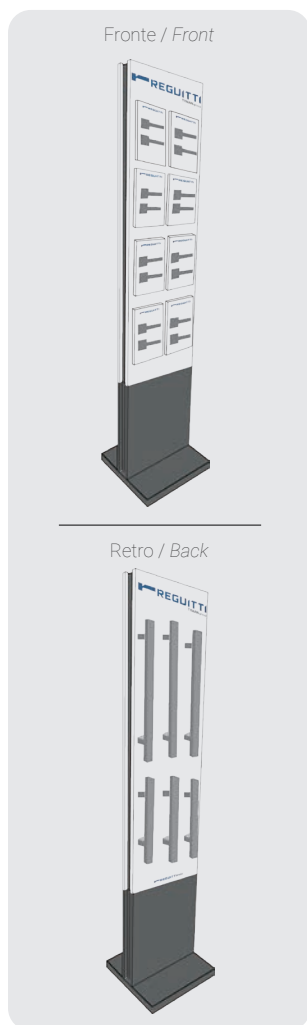
180 x 45 cm

- Modular display board
- Material wood
- White veined and grey frame
- Application on 20x30 panels: door and window handles, lift and slide, pull handles and accessories
- Different solutions



SOLUZIONE A

Solution A

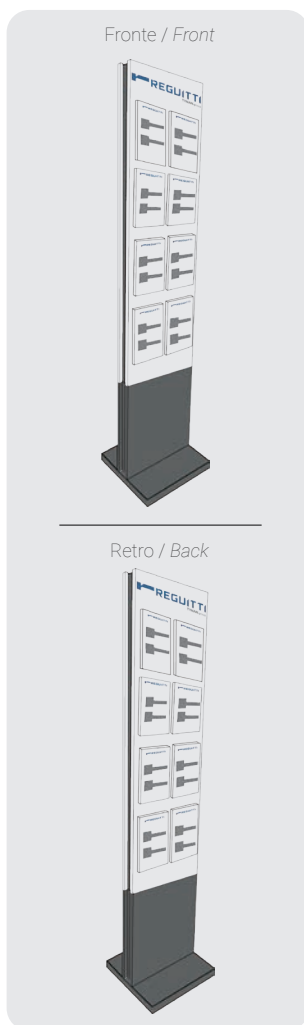


Cod. **UZT01ES0L8XXBNLXA**

- 1 lato: 8 pannelli 20x30
- 2 lato: maniglioni
- *1st side: 8 panels 20x30*
- *2nd side: pull handles*

SOLUZIONE B

Solution B

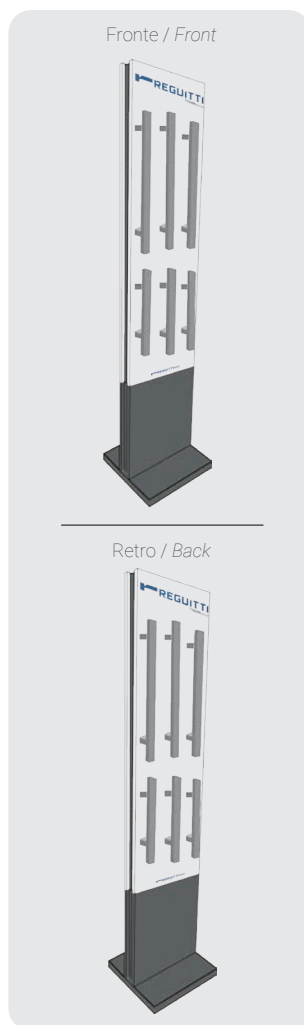


Cod. **UZT01ES016XXBNLXA**

- 1 lato: 8 pannelli 20x30
- 2 lato: 8 pannelli 20x30
- *1st side: 8 panels 20x30*
- *2nd side: 8 panels 20x30*

SOLUZIONE C

Solution C



Cod. **UZT01ES0SPXXBNLXA**

- 1 lato: maniglioni
- 2 lato: maniglioni
- *1st side: pull handles*
- *2nd side: pull handles*

Pannelli singoli

Single panels



Pannello singolo 22 x 8 cm

- Materiale legno
- Colore bianco venato
- Spessore 1,9 cm
- Applicazione n. 1 maniglia orizzontale

Single panel 22 x 8 cm

- Material wood
- White veined colour
- Thickness 1,9 cm
- Application: no. 1 horizontal door handle

Cod. **UZ00RES220786ZPXX**



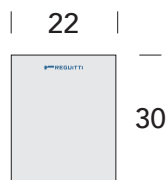
Pannello singolo 22 x 30 cm

- Applicazione n. 2 maniglie in orizzontale
o n. 2 DK in verticale

Single panel 22 x 30 cm

- Application: no. 2 door handles horizontally
or no. 2 window handles vertically

Cod. **UZ00RES021196ZXXX**





Pannello singolo 50 x 30 cm

- Applicazione n. 4 maniglie in orizzontale o n. 4 DK in verticale

Single panel 50 x 30 cm

- Application: no. 4 door handles horizontally or no. 4 window handles vertically

Cod. **UZ00RES022196ZXXX**



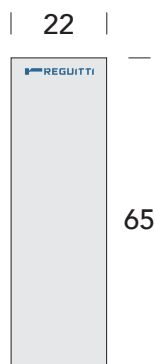
Pannello singolo 22 x 65 cm

- Applicazione n. 2 maniglioni (lunghezza max 600 mm) o n. 2 maniglioni alzanti

Single panel 22 x 65 cm

- Application: no. 2 pull handles (max lenght 600 mm) or no. 2 lift and slide pull handles

Cod. **UZ00RES06596ZXXX**

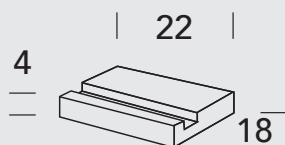



Base per pannelli singoli

Base for single panels

Base d'appoggio per pannelli, materiale legno, colore bianco venato.
Base for single panels, material wood, white veined colour.

Cod. **UZBPSES024XXXXXX**




ESEMPI D'APPLICAZIONE

Application examples:



Base per pannelli 22x30
Support base 22x30



Base per pannelli 50x30
Support base 50x30



Base per pannelli 22x65
Support base 22x65

Espositori da banco

Counter displays



**Espositore completo
con maniglia OBLIQ**

*Display including
OBLIQ handle*

Cod. **UZ700ESBAVCMNRXXX**

**Espositore completo
con maniglia e DK KYOTO**

*Display including KYOTO
handle and window handle*

Cod. **UZQ18ES021016ZXXX**



Totem girevole da banco

Rotating table display board

Applicazione n. 12 maniglie in orizzontale
Application: no. 12 horizontal door handles

Cod. **UZ000ESB12056GXXX**



Espositori a parete magnetici

Magnetic wall display boards

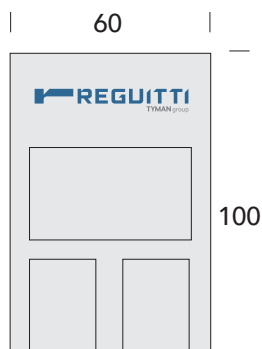


Espositore magnetico

Magnetic display boards

60 x 100 cm

Cod. **UZ00RES100196ZWXX**

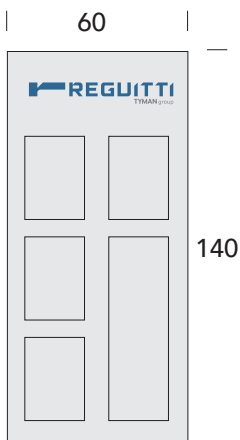


Espositore magnetico

Magnetic display boards


60 x 140 cm

Cod. **UZ00RES140196ZWXX**



Espositori a parete magnetici

Magnetic wall display boards

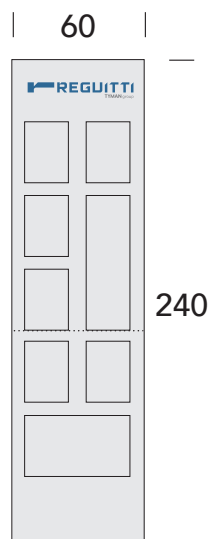


Espositore magnetico

Magnetic display boards

60 x 240 cm

Cod. **UZ00RES240196ZWXX**



Tutti gli espositori magnetici:

- Base in legno
- Soluzioni modulari a scelta con pannelli in legno delle seguenti misure: 22x30 - 22x65 - 50x30 (spessore 1,9 cm)
- Colore base e pannelli bianco venato
- Applicazione pannelli alla base con sistema magnetico

All magnetic display boards:

- *Wooden base*
- *Modular solution of wooden panels available in the following sizes: 22x30 - 22x65 - 50x30 (1,9 cm thick)*
- *Base and panel colour white veined*
- *Panels application to the base with magnetic system*

Espositori a parete

Wall display boards




Espositore a parete

- Applicazione prodotti come maniglie, DK, maniglioni, maniglioni alzanti e accessori
- Agganci sul retro

Wall display boards








































































- Application of products such as handles, DK, pull handles and accessories
- Hook on the back

Cod. **UZ00RES003196ZXXX**



Finiture

Finishes

	01 Lucido <i>Polished</i>			3W Inox PVD Gun metal <i>Inox PVD Gun metal</i>	
	02 Lucido verniciato <i>Polished varnished</i>			41 Ottonato <i>Brassed</i>	
	05 Cromato lucido <i>Polished chrome</i>			46 PVD Lucido oro <i>PVD Gold</i>	 
	06 Bronzato <i>Bronzed</i>			47 Argento vecchio <i>Old silver</i>	
	08 Bronzato graffiato <i>Brushed bronzed</i>			54 Porcellana bianca / Argento vecchio <i>White porcelain / Old silver</i>	 
	09 Nichelato <i>Nickel</i>			59 Porcellana champagne / Antico <i>Champagne porcelain / Antique</i>	 
	10 Bronzato satinato <i>Satin bronzed</i>			5M Inox PVD Lucido oro <i>Stainless steel PVD Gold</i>	
	15 Satinato cromato <i>Satin chrome</i>			5S Inox satinato 304 <i>Stainless steel 304</i>	
	18 Nero opaco RAL 9005 <i>Matt black RAL 9005</i>	 		61 Porcellana bianca / Lucido verniciato <i>White porcelain / Polished varnished</i>	 
	1C/1V Ottone grezzo <i>Raw brass</i>			85 Porcellana nera / Argento vecchio <i>Black porcelain / Old silver</i>	 
	1M Ottone rustico <i>Rustic brass</i>			8F Bronzato graffiato opaco <i>Matt brushed bronzed</i>	
	29 Antico <i>Antique</i>			8K Ruggine <i>Oxid</i>	
	2V Effetto lucido verniciato <i>Polished brass effect</i>			96 PVD Satinato nero <i>PVD Satin black</i>	 
	31 Nichelato satinato <i>Satin nickel</i>	 		98 PVD Inox satinato <i>PVD Satin inox</i>	 
	32 Lucido naturale <i>Natural brass</i>			99 Zama satinata verniciata <i>Satin varnished zamak</i>	
	38 Satinato verniciato / Lucido verniciato <i>Satin varnished / Polished varnished</i>				

ACCIAIO INOX
STAINLESS STEEL


OTTONE
BRASS


ALUPLUS


PORCELLANA
PORCELAIN


TEKNOMETAL
TEKNOMETAL


LEGNO
WOOD


 **9A** Legno Ebano / Satinato cromato
Ebony / Satin chrome


 **9C** Legno Ebano / Cromato
Ebony / Chrome

 **BQ** Antico
Antique


 **F2** Satinato cromato / Cromato
Satin chrome / Chrome


 **F4** Laccato nero opaco / Cromato
Matt black painted / Chrome

 **F5** Laccato nero opaco / Satinato cromato
Matt black painted / Satin chrome


 **G1** Bronzato
Bronzed


 **G4** HRF Nichel satinato
HRF Nickelsat

 **G5** Bronzo laccato
Bronze lacquered


 **G6** HRF Cromo satinato
HRF Chromesat

 **GW** Inox satinato antigerm
Stainless steel antigerm


 **K0** Bianco opaco RAL 9016
Matt white RAL 9016


 **K2** Satinato cromato / Cromato
Satin chrome / Chrome


 **K9** Nero SL RAL 9005
Black SG RAL 9005

 **KK** Nero opaco RAL 9005
Matt black RAL 9005


 **MG** Metal grey
Metal grey

 **NO** Nero satinato
Satin black


 **NR** Nero opaco RAL 9005
Matt black RAL 9005

 **NW** Bianco opaco RAL 9016
Matt white RAL 9016


 **NY** Bianco puro 9010
Pure white 9010


 **Q1** Inox satinato / Inox lucido
Satin stainless steel / Polished stainless steel


 **R6** Grey retrò
Grey retrò

 **S5** Inox satinato 316L
Stainless steel 316L


 **TR** Timeless rust
Timeless rust


 **V6** Effetto ottone lucido
Polished brass effect

 **V7** Effetto satinato cromato
Satin chrome effect

 **V8** Effetto bronzato
Bronzed effect

 **Z3** Zama ottonata
Brassed zamak

 **Z7** Cromato lucido
Polished chrome

 **Z8** Satinato cromato
Satin chrome



+39 0365 896186



salesreguitti@tyman.com



tyman-international.com



Località Fondi
25071 Agnosine (BS)
Italy



Credits

Il catalogo e i prodotti qui illustrati sono soggetti ad aggiornamenti. Reguitti S.p.A. si riserva di apportare ai propri prodotti ogni modifica estetica e tecnica che a suo giudizio ritenga necessaria. Le textures ed i colori delle finiture hanno valore indicativo. Le misure indicate sono espresse in millimetri.

The catalogue and the products shown are subject to updates. Reguitti S.p.A. reserves the right to make any aesthetic and technical changes to its products that in his opinion are necessary. The textures and colors of the finishes have a representative value. The indicated measures are expressed in millimeters.

Il presente catalogo annulla e sostituisce i precedenti cataloghi Reguitti
The present catalogue cancels and replaces all previous Reguitti catalogues

Finito di stampare nel mese di Luglio 2022
Printed on July 2022

A brighter sky.

Schlegel

GIESSE

REGUITTI

DATEC



UVCSPVUGENRE22XXX



 **TYMAN**
International
tyman-international.com

GIESSE S.p.A. con unico socio

Sede legale: Via Tubertini 1, 40054 Budrio (Bo) – Italy T: +39 051 8850000 E: info.it@tyman.com

Sito produttivo Reguitti: Zona industriale località Fondi 33, 25071 Agnosine (BS), Italia

T: +39 0365 896186 E: salesreguitti@tyman.com

M.CAT.REG.10-2022-IT.EN
06/2022