



PULL HANDLES

LOCKING PULLS

LOCKSETS FOR
FRAMELESS
GLASS DOOR

LEVER HANDLES

SIGNAGE AND
ACCESSORIES

EVERYONE
MILLWORK PULLS

MADE
IN ITALY

ARCHITECTURAL
HARDWARE .
TAILOR-MADE

**TO IMAGINE, DEVELOP AND CREATE A FORM WHICH IS COMPLETELY NEW TO
THE WORLD IS A HUGE RESPONSIBILITY REQUIRING CAREFUL CONSIDERATION.**
IMMAGINARE, SVILUPPARE E PRODURRE, PORTARE NEL MONDO UNA FORMA CHE
NON C'ERA È, SOPRATTUTTO, UN ATTO DI RESPONSABILITÀ. DEGNO DI ESSERE
PROFONDAMENTE PENSATO.

FRANCESCA MASIERO PRESIDENT PBA S.P.A.

EN

ITEM	Code
Custom	Pls call
◆	Side:
	.1 Right (LH-USA)
	.2 Left (RH-USA)
	.3 LHR-USA
	.4 RHR-USA

STRUCTURE OF PBA ARTICLE CODES:



PULL HANDLES

A	Center-to-center
B	Length
∅	Diameter
▣	Square profile

PULL HANDLES WITH LOCK

SINGLE	Single
PAIR	Pair
∅	Diameter
▣	Square profile
▣	Rectangular profile
□	Floor bolt
□	Top and floor bolt
↔	Non-through lock
⊕	With knob

PLATE WITH LOCKSET FOR GLASS DOOR

S	Glass Thickness
----------	-----------------

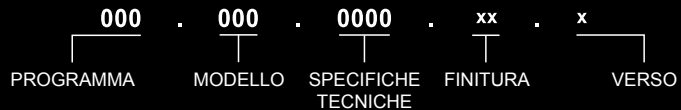
LEVER HANDLES

⊕	With return spring
⊗	Without return spring
BLONK ROLL	Fixing system - Patent PD 2010 A 145
□	Latch
□	Mortise
⊕	Turning - Fixed knobs

IT

ART.	Codice articolo
Custom	A richiesta
◆	Verso:
	.1 Destro (LH-USA)
	.2 Sinistro (RH-USA)
	.3 LHR-USA
	.4 RHR-USA

STRUTTURA CODICI ARTICOLI PBA:



MANIGLIONI

A	Interasse
B	Lunghezza
∅	Diametro
▣	Profilo quadrato

MANIGLIONI CON SERRATURA

SINGLE	Singolo
PAIR	Coppia
∅	Diametro
▣	Profilo quadrato
▣	Profilo rettangolare
□	Chiusura inferiore
□	Chiusura inferiore e superiore
↔	Chiusura non passante
⊕	Con pomolo

PLACCHE CON SERRATURA PER PORTE IN VETRO

S	Spessore vetro
----------	----------------

MANIGLIE

⊕	Con molla di ritorno
⊗	Senza molla di ritorno
BLONK ROLL	Sistema di fissaggio Brevetto PD 2010 A 145
□	Latch
□	Mortise
⊕	Pomolo Girevole-Fisso

poa

PBA DESIGNS AND MANUFACTURES HANDLES FOR DOORS AND WINDOWS, PULL HANDLES, HANDRAILS, AND A SERIES OF OTHER ITEMS THAT ARE A FUNDAMENTAL PART OF CREATING BARRIER-FREE ENVIRONMENTS. INTERNATIONAL ARCHITECTS AND DESIGNERS OFTEN TURN TO PBA WHEN THEY NEED SPECIFIC SOLUTIONS FOR THEIR PROJECT, CONFIDENT KNOWING THAT THE COLLABORATION WILL BE FRUITFUL AND THE PRODUCTS WILL EMBODY QUALITY, CARE, AND INNOVATION. IT IS THIS APPROACH THAT LIES BEHIND THE CREATION OF PBA'S CUSTOM HANDLES THAT ARE ORIGINALLY DESIGNED TO FIT IN A SPECIFIC SETTING, THEN TURNED INTO SERIES THAT CAN BE USED IN OTHER BUILDINGS AND LOCATIONS. ALL OF PBA'S MANUFACTURING IS DONE IN ITS OWN PLANT IN THE VENEZIA AREA MAKING IT POSSIBLE TO CONSTANTLY MONITOR THE QUALITY OF THE RAW MATERIALS, THE MANUFACTURING TECHNOLOGIES, AND THE OUTPUT OF THE SKILLED WORKERS. COMBINING THESE FUNDAMENTAL ELEMENTS WITH THE CONTRIBUTIONS OF LEADING DESIGNERS PRODUCES A MIX OF SKILLS ABLE TO CREATE ITEMS DESIGNED NOT ONLY FOR A SPECIFIC LOCATION, BUT ALSO TO BE FUNCTIONAL AND WELL-SUITED FOR EVERYDAY USE.






STAINLESS STEEL AISI 316L

PBA IS THE PREMIER BRAND OF AISI 316L STAINLESS STEEL, THE HARDEST, MOST RESISTANT AND ELASTIC STEEL. THE STAINLESS STEEL AISI 316L IS AN AUSTENITIC ALLOY. IT IS DISTINGUISHED FROM OTHERS INOXIDIZABLE STEELS BY THE HIGH PERCENTAGE OF MOLYBDENUM WHICH GIVES IT A SPECIAL RESISTANCE TO PITTING CORROSION AND STRESS CORROSION. IN THIS KIND STAINLESS STEEL THE NICKEL'S PRESENCE IS INCREASED IN ORDER TO GUARANTEE STABILITY. FURTHER, THE "L" STAYS FOR LOW CARBON AND IN FACT THE QUANTITY IS LESS OR EQUAL TO 0,03%.

STAINLESS STEEL AISI 316L	Standard:			
	SATIN		.44	■
	Upon Request:			
	BRIGHT		.43	■
Upon Request:				
PVD	Black Satin	.83	■	
on selected items (*)	<small>Colours on demand, minimum lot to be agreed. Screws and grub screws not pvd.</small>			
Upon Request:				
POWDER COATED	<small>Screws, grub screws and plastic parts non powdercoated.</small>			Ⓜ

STAINLESS STEEL AISI 316L + WOOD	Standard:			
	SATIN	Wenge	.46	■
	+ WOOD	Ash	.47	■
		Mahogany	.48	■
		Bleached white oak	.52	■
	Upon Request:			
	BRIGHT	Wenge	.49	■
	+ WOOD	Ash	.50	■
		Mahogany	.51	■
		Bleached white oak	.53	■
Upon Request:				
POWDER COATED	<small>Screws, grub screws and plastic parts non powdercoated.</small>			Ⓜ

STAINLESS STEEL AISI 316L + LEATHER	Standard:				
	SATIN	Black Plain	.4A	■	
	+ LEATHER	Black Hammered	.4G	■	
		White Plain	.4J	□	
		Grey Plain	.4I	■	
		Brown Plain	.4C	■	
	Upon Request:				
	BRIGHT	Black Plain	.3A	■	
	+ LEATHER	Black Hammered	.3G	■	
		White Plain	.3J	□	
		Grey Plain	.3I	■	
		Brown Plain	.3C	■	
	Upon Request:				
	POWDER COATED	<small>Screws, grub screws and plastic parts non powdercoated.</small>			Ⓜ





ALUMINIUM ALLOY EN-AW 6060

PBA USES ALUMINIUM ALLOY 6060, A MEDIUM STRENGTH HEAT TREATABLE ALLOY WITH A STRENGTH SLIGHTLY LOWER THAN 6005A. IT HAS VERY GOOD CORROSION RESISTANCE, VERY GOOD WELDABILITY AND GOOD COLD FORMABILITY. IT IS COMMONLY USED FOR COMPLEX CROSS SECTIONS AND HAS VERY GOOD ANODIZING RESPONSE.

ALLOY: EN-AW 6060

FORMS: EXTRUDED ROUND ROD/BAR

CHARACTERISTICS-PROPERTIES:




VERY GOOD CORROSION RESISTANCE,
MEDIUM STRENGTH, COMPLEX SECTIONS,
ANODISING QUALITY

APPLICATIONS: ARCHITECTURAL
SECTIONS, FRAMES, LIGHTINGS,
RAILLING, LADDERS, FURNITURE,
FENCES, FLOORING

ALUMINIUM

Standard:
ANODIZED SATIN

Silver
Bronze
Black






















































.69 
.67 
.68 

Upon Request
POWDER COATED





MATERIALS AND FINISHING

MATERIAL	FINISH	.XX	* indicative colors	
STAINLESS STEEL AISI 316L	Standard: SATIN	.44		
	Upon Request: BRIGHT	.43		
	Upon Request: PVD on selected items (*) see catalogue	.83		
		Black Satin		
		Colours on demand (minimum lot to be agreed)		
	Upon Request: POWDER COATED	.40		
		Black Ral 9005 (To match with Pba Black Aluminium)		
		White Ral 9010	.31	
		Grey	.32	
		Champagne	.38	
		Bronze	.39	
		(To match with Pba Bronze Aluminium)		
		Silver	.41	
	COLOURS ON REQUEST TO MATCH ANY RAL # Screws, grub screws and plastic parts non powdercoated. Available on request depending on quantities.	.99		
STAINLESS STEEL AISI 316L + WOOD	Standard: SATIN + WOOD	.46		
		Wenge		
		Ash	.47	
		Mahogany	.48	
		Bleached white oak	.52	
	Upon Request: BRIGHT+ WOOD	.49		
		Wenge		
		Ash	.50	
		Mahogany	.51	
		Bleached white oak	.53	
	Upon Request: POWDER COATED	.40		
		Black Ral 9005 (To match with Pba Black Aluminium)		
		White Ral 9010	.31	
	Grey	.32		
	Champagne	.38		
	Bronze	.39		
	(To match with Pba Bronze Aluminium)			
	Silver	.41		
	White/Bleached White Oak	.31		
	Black/Wenge	.40		
	COLOURS ON REQUEST TO MATCH ANY RAL # Screws, grub screws and plastic parts non powdercoated. Available on request depending on quantities.	.99		
STAINLESS STEEL AISI 316L + LEATHER	Standard: SATIN + LEATHER	.4A		
		Black Plain		
		Black Hammered	.4G	
		White Plain	.4J	
		Grey Plain	.4I	
		Brown Plain	.4C	
	Upon Request: BRIGHT + LEATHER	.3A		
		Black Plain		
		Black Hammered	.3G	
		White Plain	.3J	
		Grey Plain	.3I	
		Brown Plain	.3C	
	Upon Request: POWDER COATED	.40		
	Black Ral 9005 (To match with Pba Black Aluminium)			
	White Ral 9010	.31		
	Grey	.32		
	Champagne	.38		
	Bronze	.39		
	(To match with Pba Bronze Aluminium)			
	Silver	.41		
	White/Leather White	.31		
	Black/Leather Black	.40		
	COLOURS ON REQUEST TO MATCH ANY RAL # Screws, grub screws and plastic parts non powdercoated. Available on request depending on quantities.	.99		
ALUMINIUM	Standard: ANODIZED SATIN ELOX SATIN	.69		
		Silver		
		Bronze	.67	
		Black	.68	
Upon Request: POWDER COATED				
STAINLESS STEEL AISI 316L + ALUMINIUM	Standard: SATIN + ALUMINIUM	.4K		
		Silver		
		Bronze	.4M	
		Black	.4N	
	Upon Request: BRIGHT + ALUMINIUM	.3K		
		Silver		
		Bronze	.3M	
		Black	.3N	



ART. 289
ART. 200.00
ART. 200.142
ART.

245
ART. 250
ART. 294
ART.
ART.

ART. 207
ART. 232
ART. 223
ART.

ART. 220
ART.
ART.
ART.

ART. 292
ART. 257
ART.
ART.

ART.
ART. 271
ART. 272
ART. 273

ART. 282
ART. 283
ART. 244
ART. 235

ART. 222
ART.
ART.
ART.

ART. 213
ART. 214
ART. 200.140
ART. 200.141

ART. 221
ART.
ART.
ART.

ART. 260
ART. 265
ART. 267
ART. 268

ART. 222
ART.
ART.
ART.

D
B
A

T. 66
*T. 66

V ADI CERAMICS & BATHROOM
DESIGN AWARD
SPECIAL MENTION



XXIII COMPASSO D'ORO AWARD
NOMINATION



REDDOT DESIGN AWARD
WINNER



reddot design award

REDDOT DESIGN AWARD
NOMINATION



reddot design award

XXI COMPASSO D'ORO AWARD
NOMINATION



YOUR TAILOR-MADE ARCHITECTURAL HARDWARE



PULL HANDLES

MANIGLIONI

Stainless Steel

Page 18



LOCKING LADDER PULLS

MANIGLIONI CON SERRATURA

Stainless Steel

Page 74



LEVER HANDLES

MANIGLIE

Stainless Steel

Page 172



LOCKSETS FOR
FRAMELESS GLASS DOOR

PLACCHE CON SERRATURA
PER PORTE IN VETRO

Stainless Steel

Page 140



PULL HANDLES

MANIGLIONI

Aluminium

Page 67



LOCKING LADDER PULLS

MANIGLIONI CON SERRATURA

Aluminium

Page 122



LEVER HANDLES

MANIGLIE

Aluminium

Page 259



LOCKSETS FOR
FRAMELESS GLASS DOOR

PLACCHE CON SERRATURA
PER PORTE IN VETRO

Aluminium

Page 159



LOCKSETS
SERRATURE

Stainless Steel
Page 406



SIGNAGE AND ACCESSORIES
SEGNALETICA E ACCESSORI

Stainless Steel
Page 274



STEELALU

Stainless Steel-Aluminium
Page 280



PBA HOME

Stainless Steel-Leather-Wood
Page 310



PBA DESIGNER

Stainless Steel-Aluminium-Leather-Wood

Page 328



LOG SERVICE

Stainless Steel-Aluminium

Page 70



EVERYONE MILLWORK PULLS

PRODUCT DESIGN CONSULTANT

Stainless Steel

Page 378

TECHNICAL INFORMATIONS

INFORMAZIONI TECNICHE

Page 387

PULL HANDLES

MANIGLIONI

PBA NON-LOCKING PULL HANDLES ARE A MARRIAGE OF MASTER CRAFTSMANSHIP AND THE HIGHEST QUALITY STAINLESS STEEL OR ALUMINUM. THERE IS NOT A STEP IN OUR MANUFACTURING PROCESS THAT DOES NOT INVOLVE THE HUMAN HAND. COUPLED WITH ELEGANT AND AWARD-WINNING DESIGNS WE OFFER OUR CLIENTS A RANGE OF SHAPES, SIZES, AND FINISHES TO PERFECTLY MATCH YOUR PROMINENT PROJECT.


I MANIGLIONI PBA COMBINANO AI DIFFERENTI PROFILI (TONDI, QUADRATI, ELLITTICI, PIATTI) ALTRETTANTE DIFFERENTI FINITURE. ALL'ACCIAIO E ALL'ALLUMINIO ASSOCIANO IL LEGNO, LA PELLE E LE SFUMATURE DEL PVD. D'ALTA GAMMA PER TECNOLOGIA E QUALITÀ, SONO PRESENTI IN MOLTE DELLE PIÙ RINOMATE STRUTTURE ARCHITETTONICHE CONTEMPORANEE.









PROGRAMMA IT
Stainless steel AISI 316L

page 24





PROGRAMMA YOD

Stainless steel AISI 316L
Wood
Leather



PROGRAMMA 200P

Stainless steel AISI 316L




PROGRAMMA 200Q
Stainless steel AISI 316L

page 44



PROGRAMMA 200E
Stainless steel AISI 316L

page 51



PROGRAMMA 200
Stainless steel AISI 316L

page 55





PROGRAMMA 200A
Aluminium

page 67



PROGRAMMA LOG
Stainless steel AISI 316L
Aluminium

page 70

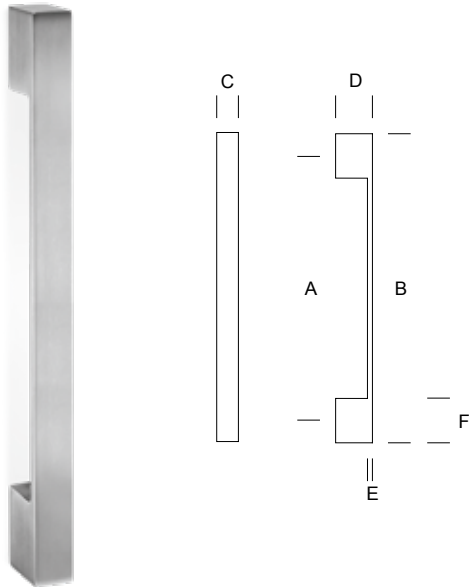


LEGEND
page 1

TECHNICAL REFERENCES
page 390



DESIGN TIBERIO CERATO E MARIO TESSAROLLO



ITEM	A	B	C	D	E	F
• 01T.011.0035 .xx	350 mm 13 25/32"	410 mm 16 9/64"	30 mm 1 3/16"	52 mm 2 3/64"	8 mm 5/16"	60 mm 2 23/64"
• 01T.012.0055 .xx	550 mm 21 21/32"	610 mm 24"	30 mm 1 3/16"	52 mm 2 3/64"	8 mm 5/16"	60 mm 2 23/64"
▶ 01T.012.9999 .xx	custom	custom	30 mm 1 3/16"	52 mm 2 3/64"	8 mm 5/16"	60 mm 2 23/64"
▶	The additional support is necessary for A > 800 mm - 31 1/2"					

.XX = FINISH CODE

STAINLESS STEEL

- .43 BRIGHT STAINLESS STEEL (ANSI/BHMA 629 - USD32)
- .44 SATIN STAINLESS STEEL (ANSI/BHMA 630 - USD32D)

STAINLESS STEEL POWDERCOATED ON REQUEST

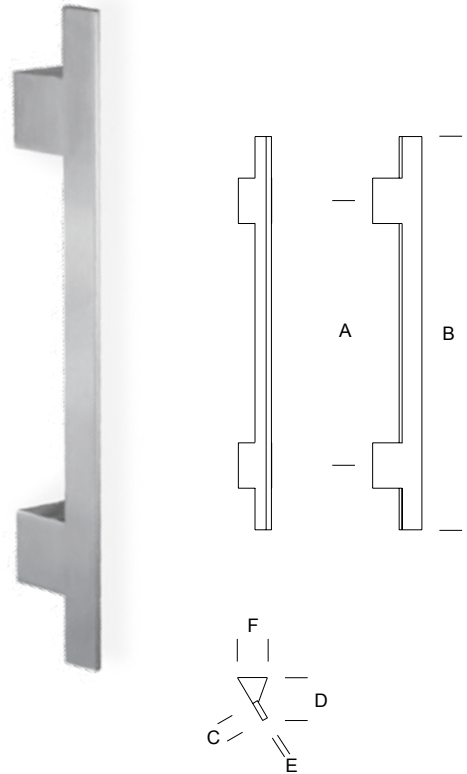
- .40 BLACK RAL 9005 - TO MATCH WITH PBA BLACK ALUMINIUM
- .31 WHITE RAL 9010
- .32 GREY
- .38 CHAMPAGNE
- .39 BRONZE - TO MATCH WITH PBA BRONZE ALUMINIUM
- .41 SILVER

- .99 COLOURS ON REQUEST TO MATCH ANY RAL #
(screws, grub screws and plastic parts non powdercoated)
available on request depending on quantities

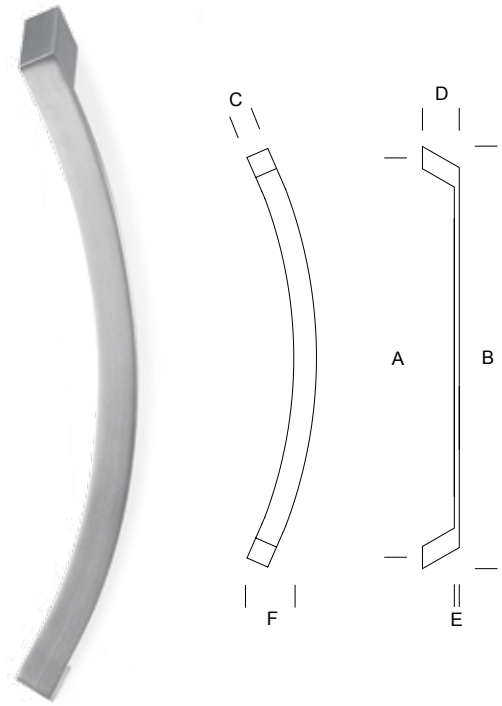
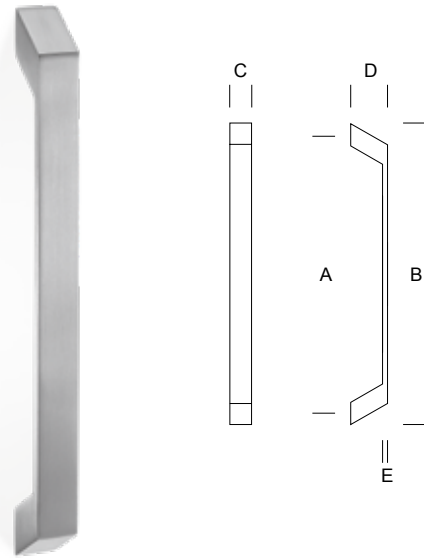
PVD ON REQUEST ON SELECTED ITEMS = ●

- .83 BLACK SATIN
Colours on demand, minimum lot to be agreed.
Screws and grub screws not pvd

DESIGN TIBERIO CERATO E MARIO TESSAROLLO



ITEM	A	B	C	D	E	F
01T.001.0035 .xx	350 mm 13 25/32"	520 mm 20 1/2"	30 mm 1 3/16"	65 mm 2 9/16"	8 mm 5/16"	44 mm 1 3/4"
01T.002.0055 .xx	550 mm 21 21/32"	720 mm 28 11/32"	30 mm 1 3/16"	65 mm 2 9/16"	8 mm 5/16"	44 mm 1 3/4"
▶ 01T.002.9999 .xx	custom	custom	30 mm 1 3/16"	65 mm 2 9/16"	8 mm 5/16"	44 mm 1 3/4"
▶	The additional support is necessary for A > 800 mm - 31 1/2"					



ITEM	A	B	C	D	E
• 01T.071.0035 .xx	350 mm 13 25/32"	400 mm 15 3/4"	30 mm 1 3/16"	50 mm 1 31/32"	8 mm 5/16"
• 01T.072.0055 .xx	550 mm 21 21/32"	600 mm 23 5/8"	30 mm 1 3/16"	50 mm 1 31/32"	8 mm 5/16"
▶ • 01T.072.9999 .xx	custom	custom	30 mm 1 3/16"	50 mm 1 31/32"	8 mm 5/16"

▶ The additional support is necessary for A > 800 mm - 31 1/2"

ITEM	A	B	C	D	E	F
• 01T.082.0050 .xx	500 mm 19 11/16"	550 mm 21 21/32"	30 mm 1 3/16"	50 mm 1 31/32"	8 mm 5/16"	95 mm 3 3/4"
• 01T.083.0070 .xx	700 mm 27 9/16"	755 mm 29 3/4"	30 mm 1 3/16"	50 mm 1 31/32"	8 mm 5/16"	105 mm 4 1/8"

.XX = FINISH CODE

STAINLESS STEEL

- .43 BRIGHT STAINLESS STEEL (ANSI/BHMA 629 - USD32)
- .44 SATIN STAINLESS STEEL (ANSI/BHMA 630 - USD32D)

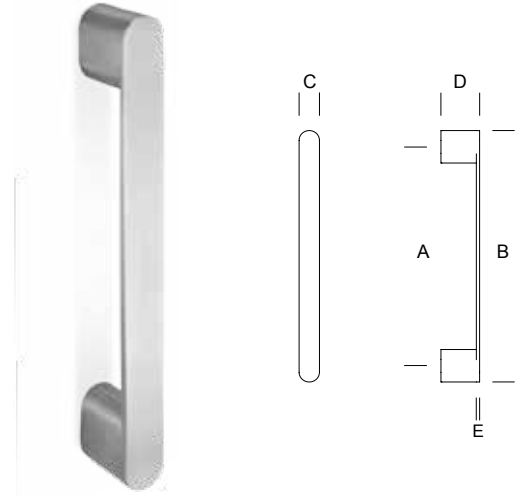
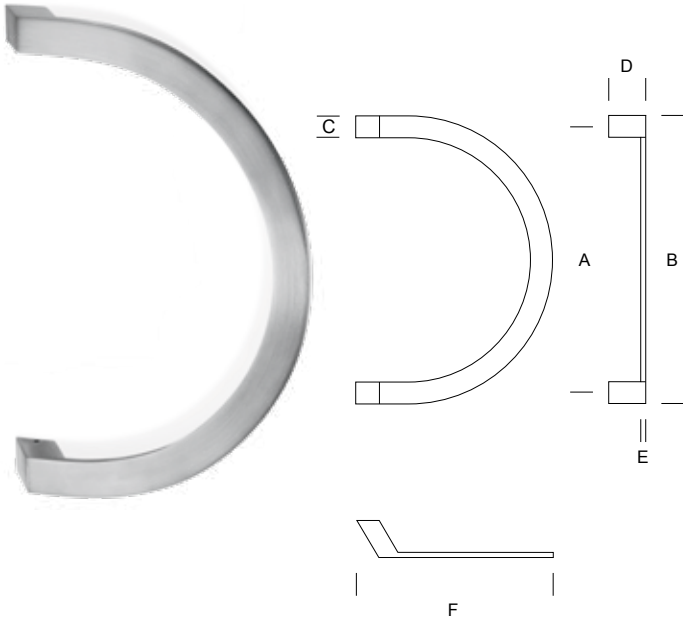
STAINLESS STEEL POWDERCOATED ON REQUEST

- .40 BLACK RAL 9005 - TO MATCH WITH PBA BLACK ALUMINIUM
- .31 WHITE RAL 9010
- .32 GREY
- .38 CHAMPAGNE
- .39 BRONZE - TO MATCH WITH PBA BRONZE ALUMINIUM
- .41 SILVER

- .99 COLOURS ON REQUEST TO MATCH ANY RAL #
(screws, grub screws and plastic parts non powdercoated)
available on request depending on quantities

PVD ON REQUEST ON SELECTED ITEMS = ●

- .83 BLACK SATIN
Colours on demand, minimum lot to be agreed.
Screws and grub screws not pvd



ITEM	A	B	C	D	E	F
• 01T.081.0035 .xx	350 mm 13 25/32"	380 mm 14 31/32"	30 mm 1 3/16"	50 mm 1 31/32"	8 mm 5/16"	260 mm 10 1/4"

ITEM	A	B	C	D	E
• 01T.150.0025 .xx	250 mm 9 7/8"	300 mm 11 13/16"	30 mm 1 3/16"	50 mm 1 31/32"	5 mm 3/16"

.XX = FINISH CODE

STAINLESS STEEL

- .43 BRIGHT STAINLESS STEEL (ANSI/BHMA 629 - USD32)
- .44 SATIN STAINLESS STEEL (ANSI/BHMA 630 - USD32D)

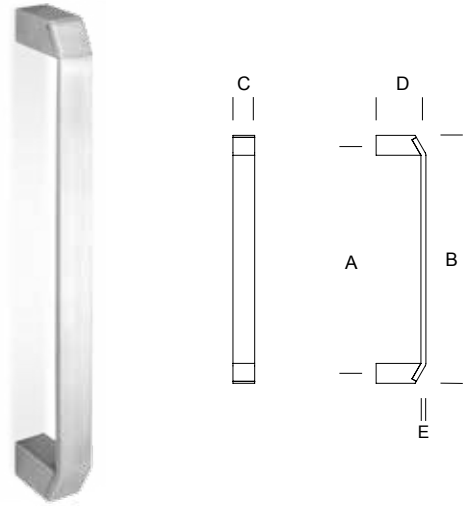
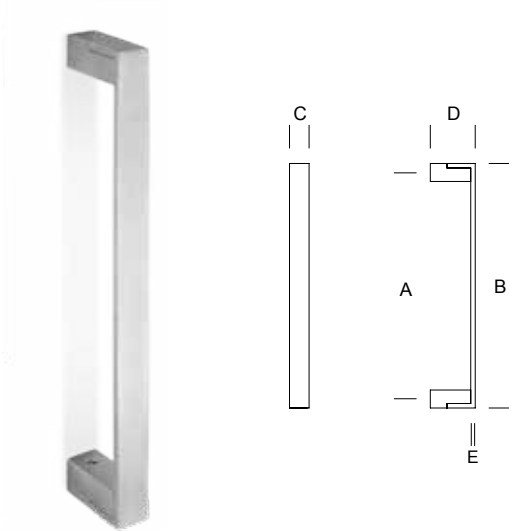
STAINLESS STEEL POWDERCOATED ON REQUEST

- .40 BLACK RAL 9005 - TO MATCH WITH PBA BLACK ALUMINIUM
- .31 WHITE RAL 9010
- .32 GREY
- .38 CHAMPAGNE
- .39 BRONZE - TO MATCH WITH PBA BRONZE ALUMINIUM
- .41 SILVER

- .99 COLOURS ON REQUEST TO MATCH ANY RAL #
(screws, grub screws and plastic parts non powdercoated)
available on request depending on quantities

PVD ON REQUEST ON SELECTED ITEMS = •

- .83 BLACK SATIN
Colours on demand, minimum lot to be agreed.
Screws and grub screws not pvd



ITEM	A	B	C	D	E
• 01T.151.0025 .xx	250 mm 9 7/8"	270 mm 10 5/8"	20 mm 25/32"	52 mm 2 3/64"	5 mm 3/16"

ITEM	A	B	C	D	E
• 01T.152.0025 .xx	250 mm 9 7/8"	270 mm 10 5/8"	20 mm 25/32"	52 mm 2 3/64"	5 mm 3/16"

.XX = FINISH CODE

STAINLESS STEEL

- .43 BRIGHT STAINLESS STEEL (ANSI/BHMA 629 - USD32)
- .44 SATIN STAINLESS STEEL (ANSI/BHMA 630 - USD32D)

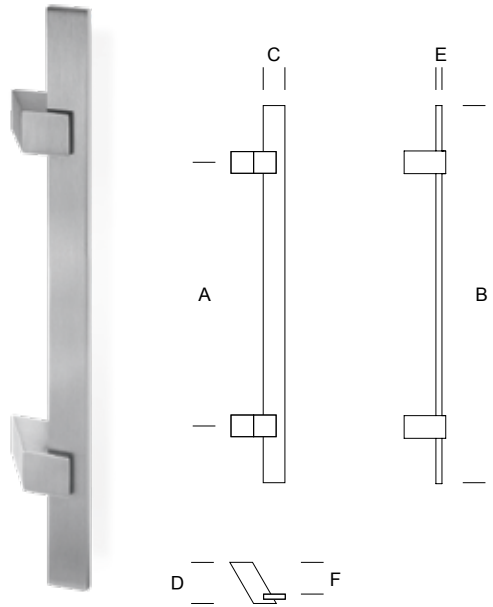
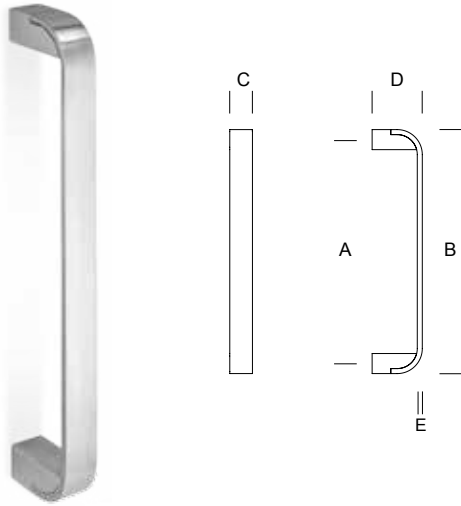
STAINLESS STEEL POWDERCOATED ON REQUEST

- .40 BLACK RAL 9005 - TO MATCH WITH PBA BLACK ALUMINIUM
- .31 WHITE RAL 9010
- .32 GREY
- .38 CHAMPAGNE
- .39 BRONZE - TO MATCH WITH PBA BRONZE ALUMINIUM
- .41 SILVER

- .99 COLOURS ON REQUEST TO MATCH ANY RAL #
(screws, grub screws and plastic parts non powdercoated)
available on request depending on quantities

PVD ON REQUEST ON SELECTED ITEMS = ●

- .83 BLACK SATIN
Colours on demand, minimum lot to be agreed.
Screws and grub screws not pvd



ITEM	A	B	C	D	E
• 01T.153.0025 .xx	250 mm 9 7/8"	270 mm 10 5/8"	20 mm 25/32"	52 mm 2 3/64"	5 mm 3/16"

ITEM	A	B	C	D	E	F
• 01T.091.0035 .xx	350 mm 13 25/32"	500 mm 19 11/16"	30 mm 1 3/16"	55 mm 2 5/32"	8 mm 5/16"	42 mm 1 21/32"
• 01T.092.0055 .xx	550 mm 21 21/32"	700 mm 27 9/16"	30 mm 1 3/16"	55 mm 2 5/32"	8 mm 5/16"	42 mm 1 21/32"
► • 01T.092.9999 .xx	custom	custom	30 mm 1 3/16"	55 mm 2 5/32"	8 mm 5/16"	42 mm 1 21/32"
►	The additional support is necessary for A > 800 mm - 31 1/2"					

.XX = FINISH CODE

STAINLESS STEEL

- .43 BRIGHT STAINLESS STEEL (ANSI/BHMA 629 - USD32)
- .44 SATIN STAINLESS STEEL (ANSI/BHMA 630 - USD32D)

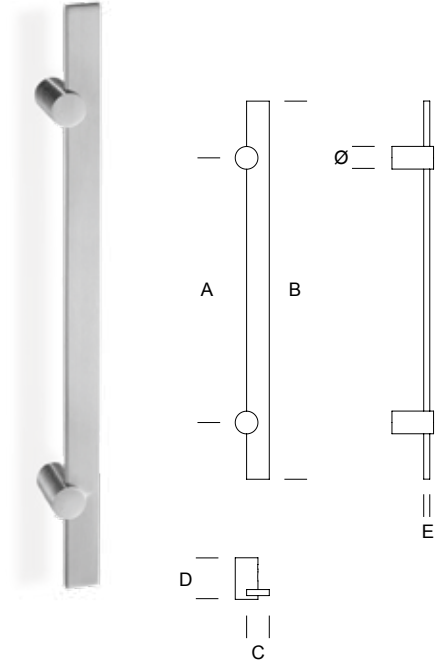
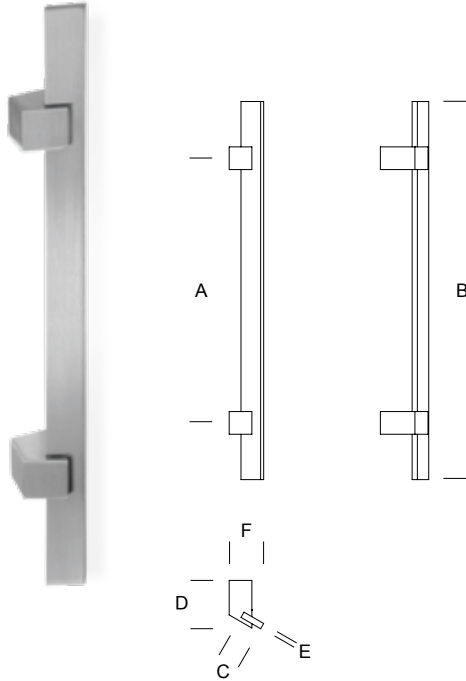
STAINLESS STEEL POWDERCOATED ON REQUEST

- .40 BLACK RAL 9005 - TO MATCH WITH PBA BLACK ALUMINIUM
- .31 WHITE RAL 9010
- .32 GREY
- .38 CHAMPAGNE
- .39 BRONZE - TO MATCH WITH PBA BRONZE ALUMINIUM
- .41 SILVER

- .99 COLOURS ON REQUEST TO MATCH ANY RAL #
(screws, grub screws and plastic parts non powdercoated)
available on request depending on quantities

PVD ON REQUEST ON SELECTED ITEMS = •

- .83 BLACK SATIN
Colours on demand, minimum lot to be agreed.
Screws and grub screws not pvd



ITEM	A	B	C	D	E	F
• 01T.101.0035 .xx	350 mm 13 25/32"	500 mm 19 11/16"	30 mm 1 3/16"	64 mm 2 17/32"	8 mm 5/16"	46 mm 1 13/16"
• 01T.102.0055 .xx	550 mm 21 21/32"	700 mm 27 9/16"	30 mm 1 3/16"	64 mm 2 17/32"	8 mm 5/16"	46 mm 1 13/16"
▶ • 01T.102.9999 .xx	custom	custom	30 mm 1 3/16"	64 mm 2 17/32"	8 mm 5/16"	46 mm 1 13/16"
▶ The additional support is necessary for A > 800 mm - 31 1/2"						

ITEM	A	B	Ø	C	D	E
• 01T.021.0035 .xx	350 mm 13 25/32"	500 mm 19 11/16"	30 mm 1 3/16"	30 mm 1 3/16"	55 mm 2 5/32"	8 mm 5/16"
• 01T.022.0055 .xx	550 mm 21 21/32"	700 mm 27 9/16"	30 mm 1 3/16"	30 mm 1 3/16"	55 mm 2 5/32"	8 mm 5/16"
▶ • 01T.022.9999 .xx	custom	custom	30 mm 1 3/16"	30 mm 1 3/16"	55 mm 2 5/32"	8 mm 5/16"
▶ The additional support is necessary for A > 800 mm - 31 1/2"						

.XX = FINISH CODE

STAINLESS STEEL

- .43 BRIGHT STAINLESS STEEL (ANSI/BHMA 629 - USD32)
- .44 SATIN STAINLESS STEEL (ANSI/BHMA 630 - USD32D)

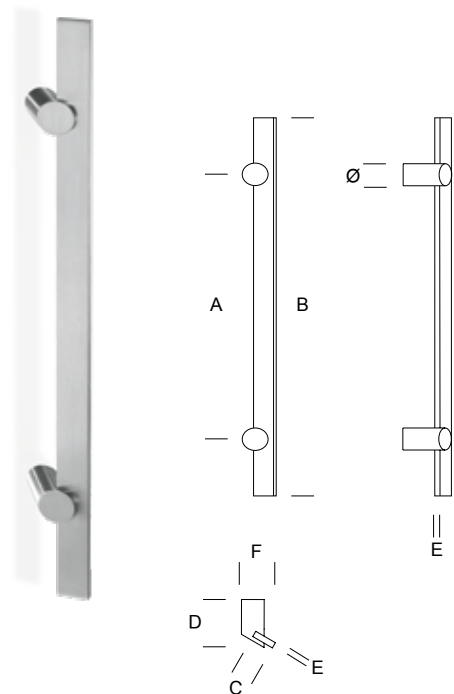
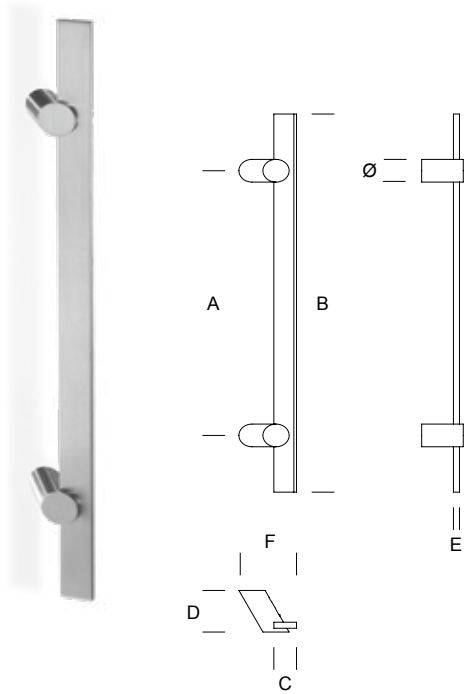
STAINLESS STEEL POWDERCOATED ON REQUEST

- .40 BLACK RAL 9005 - TO MATCH WITH PBA BLACK ALUMINIUM
- .31 WHITE RAL 9010
- .32 GREY
- .38 CHAMPAGNE
- .39 BRONZE - TO MATCH WITH PBA BRONZE ALUMINIUM
- .41 SILVER

- .99 COLOURS ON REQUEST TO MATCH ANY RAL #
(screws, grub screws and plastic parts non powdercoated)
available on request depending on quantities

PVD ON REQUEST ON SELECTED ITEMS = ●

- .83 BLACK SATIN
Colours on demand, minimum lot to be agreed.
Screws and grub screws not pvd



ITEM	A	B	Ø	C	D	E	F
• 0IT.031.0035 .xx	350 mm 13 25/32"	500 mm 19 11/16"	30 mm 1 3/16"	30 mm 1 3/16"	55 mm 2 5/32"	8 mm 5/16"	75 mm 2 15/16"
• 0IT.032.0055 .xx	550 mm 21 21/32"	700 mm 27 9/16"	30 mm 1 3/16"	30 mm 1 3/16"	55 mm 2 5/32"	8 mm 5/16"	75 mm 2 15/16"
▶ • 0IT.032.9999 .xx	custom	custom	30 mm 1 3/16"	30 mm 1 3/16"	55 mm 2 5/32"	8 mm 5/16"	75 mm 2 15/16"
▶ The additional support is necessary for A > 800 mm - 31 1/2"							

ITEM	A	B	Ø	C	D	E	F
• 0IT.041.0035 .xx	350 mm 13 25/32"	500 mm 19 11/16"	30 mm 1 3/16"	30 mm 1 3/16"	64 mm 2 17/32"	8 mm 5/16"	45 mm 1 3/4"
• 0IT.042.0055 .xx	550 mm 21 21/32"	700 mm 27 9/16"	30 mm 1 3/16"	30 mm 1 3/16"	64 mm 2 17/32"	8 mm 5/16"	45 mm 1 3/4"
▶ • 0IT.042.9999 .xx	custom	custom	30 mm 1 3/16"	30 mm 1 3/16"	64 mm 2 17/32"	8 mm 5/16"	45 mm 1 3/4"
▶ The additional support is necessary for A > 800 mm - 31 1/2"							

.XX = FINISH CODE

STAINLESS STEEL

- .43 BRIGHT STAINLESS STEEL (ANSI/BHMA 629 - USD32)
- .44 SATIN STAINLESS STEEL (ANSI/BHMA 630 - USD32D)

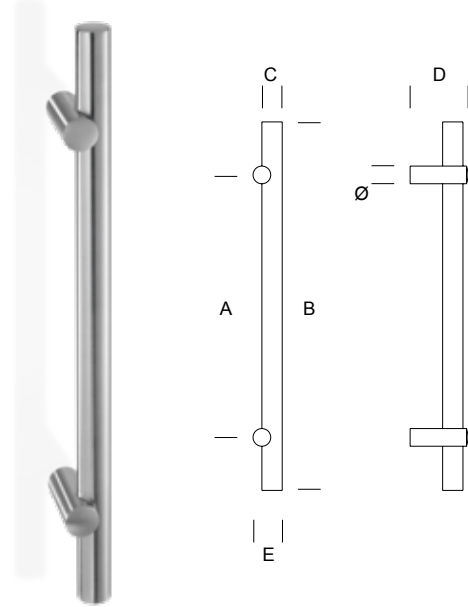
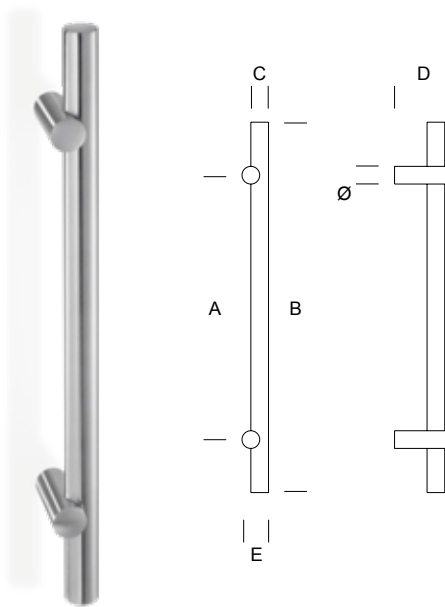
STAINLESS STEEL POWDERCOATED ON REQUEST

- .40 BLACK RAL 9005 - TO MATCH WITH PBA BLACK ALUMINIUM
- .31 WHITE RAL 9010
- .32 GREY
- .38 CHAMPAGNE
- .39 BRONZE - TO MATCH WITH PBA BRONZE ALUMINIUM
- .41 SILVER

- .99 COLOURS ON REQUEST TO MATCH ANY RAL #
(screws, grub screws and plastic parts non powdercoated)
available on request depending on quantities

PVD ON REQUEST ON SELECTED ITEMS = ●

- .83 BLACK SATIN
Colours on demand, minimum lot to be agreed.
Screws and grub screws not pvd



ITEM	A	B	Ø	C	D	E
0IT.051.0035 .xx	350 mm 13 25/32"	500 mm 19 11/16"	25 mm 1"	25 mm 1"	78 mm 3 1/16"	38 mm 1 1/2"
0IT.052.0055 .xx	550 mm 21 21/32"	700 mm 27 9/16"	25 mm 1"	25 mm 1"	78 mm 3 1/16"	38 mm 1 1/2"
▶ 0IT.052.9999 .xx	custom	custom	25 mm 1"	25 mm 1"	78 mm 3 1/16"	38 mm 1 1/2"

▶ The additional support is necessary for A > 1800 mm - 70 7/8"

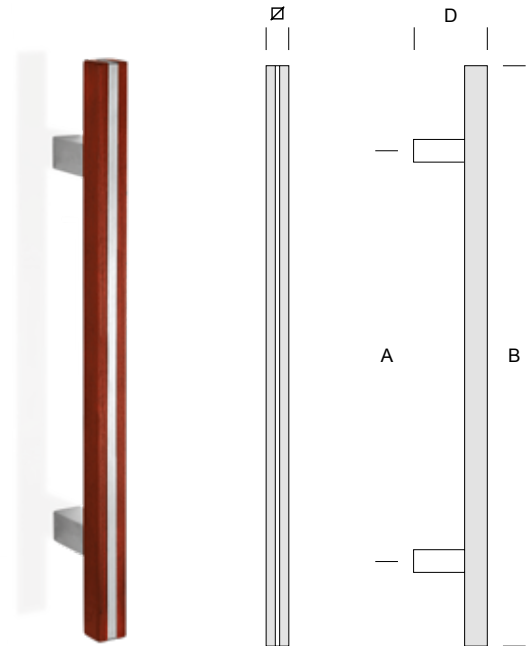
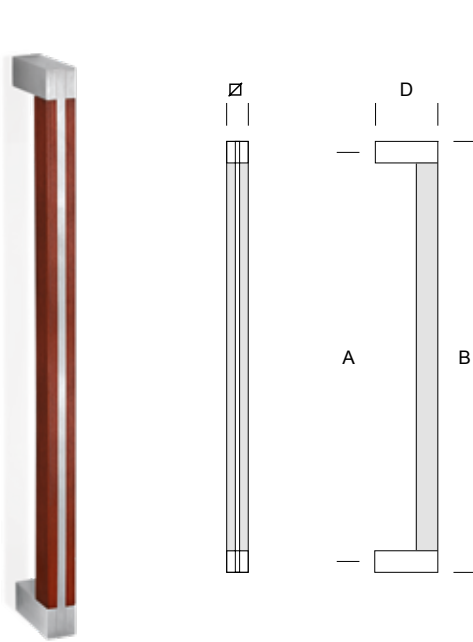
ITEM	A	B	Ø	C	D	E
0IT.061.0035 .xx	350 mm 13 25/32"	500 mm 19 11/16"	30 mm 1 3/16"	30 mm 1 3/16"	83 mm 3 1/4"	45 mm 1 3/4"
0IT.062.0055 .xx	550 mm 21 21/32"	700 mm 27 9/16"	30 mm 1 3/16"	30 mm 1 3/16"	83 mm 3 1/4"	45 mm 1 3/4"
▶ 0IT.062.9999 .xx	custom	custom	30 mm 1 3/16"	30 mm 1 3/16"	83 mm 3 1/4"	45 mm 1 3/4"

▶ The additional support is necessary for A > 1800 mm - 70 7/8"

.XX = FINISH CODE

- STAINLESS STEEL**
- .43 BRIGHT STAINLESS STEEL (ANSI/BHMA 629 - USD32)
 - .44 SATIN STAINLESS STEEL (ANSI/BHMA 630 - USD32D)
- STAINLESS STEEL POWDERCOATED ON REQUEST**
- .40 BLACK RAL 9005 - TO MATCH WITH PBA BLACK ALUMINIUM
 - .31 WHITE RAL 9010
 - .32 GREY
 - .38 CHAMPAGNE
 - .39 BRONZE - TO MATCH WITH PBA BRONZE ALUMINIUM
 - .41 SILVER
- .99 COLOURS ON REQUEST TO MATCH ANY RAL #
(screws, grub screws and plastic parts non powdercoated)
available on request depending on quantities





ITEM	A	B	∅	D
• YOD.201.0025 .xx	250 mm 9 7/8"	270 mm 10 5/8"	20 mm 25/32"	65 mm 2 9/16"
• YOD.202.0035 .xx	350 mm 13 25/32"	370 mm 14 9/16"	20 mm 25/32"	65 mm 2 9/16"
• YOD.203.0045 .xx	450 mm 17 3/4"	475 mm 18 11/16"	25 mm 1"	70 mm 2 3/4"
• YOD.204.0055 .xx	550 mm 21 21/32"	575 mm 22 5/8"	25 mm 1"	70 mm 2 3/4"

ITEM	A	B	∅	D
• YOD.211.0025 .xx	250 mm 9 7/8"	400 mm 15 3/4"	20 mm 25/32"	65 mm 2 9/16"
• YOD.212.0035 .xx	350 mm 13 25/32"	500 mm 19 11/16"	20 mm 25/32"	65 mm 2 9/16"
• YOD.213.0045 .xx	450 mm 17 3/4"	600 mm 23 5/8"	25 mm 1"	70 mm 2 3/4"
• YOD.214.0055 .xx	550 mm 21 21/32"	700 mm 27 9/16"	25 mm 1"	70 mm 2 3/4"

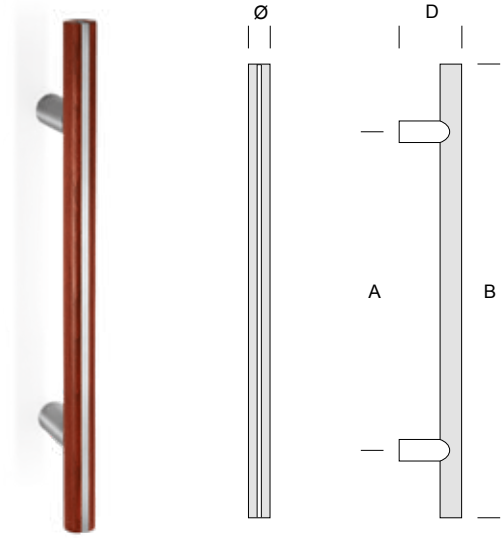
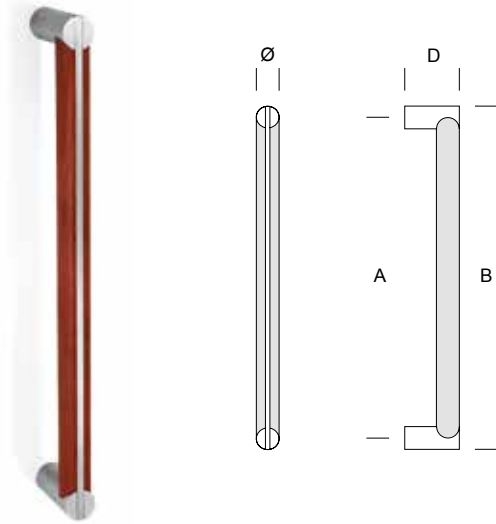


.XX = FINISH CODE

	WOOD	STAINLESS STEEL
.46	WENGÉ	SATIN STAINLESS STEEL (ANSI/BHMA 630 - USD32D)
.49	WENGÉ	BRIGHT STAINLESS STEEL (ANSI/BHMA 629 - USD32)
.47	WENGÉ	BRIGHT STAINLESS STEEL (ANSI/BHMA 629 - USD32)
.50	ASH	SATIN STAINLESS STEEL (ANSI/BHMA 630 - USD32D)
.48	ASH	BRIGHT STAINLESS STEEL (ANSI/BHMA 629 - USD32)
.48	MAHOGANY	SATIN STAINLESS STEEL (ANSI/BHMA 630 - USD32D)
.51	MAHOGANY	BRIGHT STAINLESS STEEL (ANSI/BHMA 629 - USD32)

PVD ON REQUEST ON SELECTED ITEMS = ●
 .83 BLACK SATIN
 Colours on demand, minimum lot to be agreed.
 Screws and grub screws not pvd

EDGE COMPONENT:
 BLACK FOR DARK COLOUR POWDEL
 GREY FOR LIGHT COLOUR POWDEL AND STAINLESS STEEL



ITEM	A	B	Ø	D
• YOD.301.0020 .xx	200 mm 7 7/8"	220 mm 8 21/32"	20 mm 25/32"	60 mm 2 23/64"
• YOD.302.0030 .xx	300 mm 11 13/16"	320 mm 12 19/32"	20 mm 25/32"	60 mm 2 23/64"
• YOD.303.0035 .xx	350 mm 13 25/32"	375 mm 14 3/4"	25 mm 1"	60 mm 2 23/64"
• YOD.304.0045 .xx	450 mm 17 3/4"	475 mm 18 11/16"	25 mm 1"	60 mm 2 23/64"

ITEM	A	B	Ø	D
• YOD.311.0020 .xx	200 mm 7 7/8"	350 mm 13 25/32"	20 mm 25/32"	65 mm 2 9/16"
• YOD.312.0030 .xx	300 mm 11 13/16"	450 mm 17 3/4"	20 mm 25/32"	65 mm 2 9/16"
• YOD.313.0035 .xx	350 mm 13 25/32"	500 mm 19 11/16"	25 mm 1"	70 mm 2 3/4"
• YOD.314.0045 .xx	450 mm 17 3/4"	600 mm 23 5/8"	25 mm 1"	70 mm 2 3/4"

Mahogany Ash Wenge



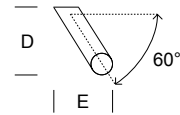
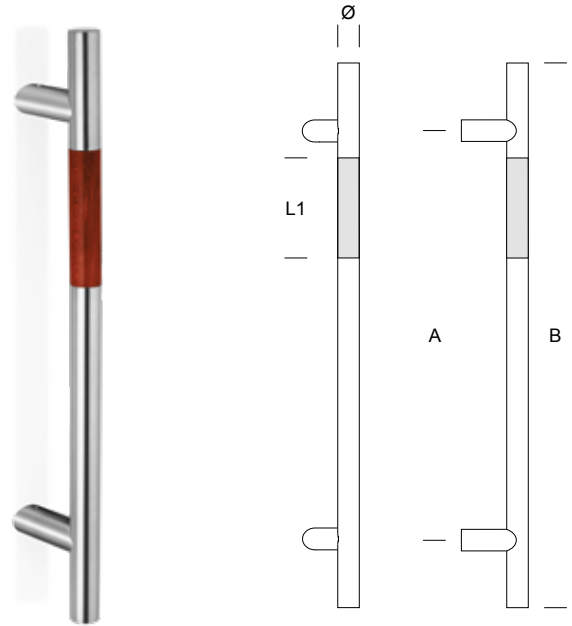
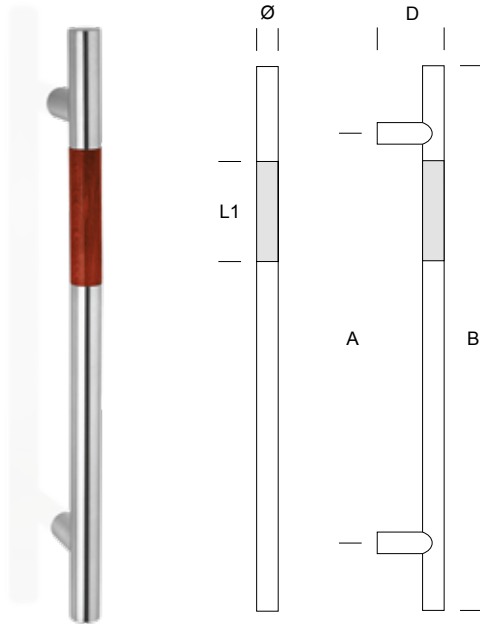
.XX = FINISH CODE

	WOOD	STAINLESS STEEL
.46	WENGÉ	SATIN STAINLESS STEEL (ANSI/BHMA 630 - USD32D)
.49	WENGÉ	BRIGHT STAINLESS STEEL (ANSI/BHMA 629 - USD32)
.47	ASH	SATIN STAINLESS STEEL (ANSI/BHMA 630 - USD32D)
.50	ASH	BRIGHT STAINLESS STEEL (ANSI/BHMA 629 - USD32)
.48	MAHOGANY	SATIN STAINLESS STEEL (ANSI/BHMA 630 - USD32D)
.51	MAHOGANY	BRIGHT STAINLESS STEEL (ANSI/BHMA 629 - USD32)

PVD ON REQUEST ON SELECTED ITEMS = ●

.83 BLACK SATIN
Colours on demand, minimum lot to be agreed.
Screws and grub screws not pvd

EDGE COMPONENT:
BLACK FOR DARK COLOUR POWDEL
GREY FOR LIGHT COLOUR POWDEL AND STAINLESS STEEL



ITEM	A	B	Ø	D	L1
• YOD.401.0025 .xx	250 mm 9 7/8"	400 mm 15 3/4"	20 mm 25/32"	65 mm 2 9/16"	100 mm 4"
• YOD.402.0035 .xx	350 mm 13 25/32"	500 mm 19 11/16"	20 mm 25/32"	65 mm 2 9/16"	100 mm 4"
• YOD.403.0035 .xx	350 mm 13 25/32"	500 mm 19 11/16"	25 mm 1"	70 mm 2 3/4"	110 mm 4 5/16"
• YOD.404.0045 .xx	450 mm 17 3/4"	600 mm 23 5/8"	25 mm 1"	70 mm 2 3/4"	110 mm 4 5/16"
• YOD.405.0045 .xx	450 mm 17 3/4"	600 mm 23 5/8"	30 mm 1 3/16"	75 mm 2 15/16"	120 mm 4 23/32"
• YOD.406.0055 .xx	550 mm 21 21/32"	700 mm 27 9/16"	30 mm 1 3/16"	75 mm 2 15/16"	120 mm 4 23/32"
• YOD.407.0055 .xx	550 mm 21 21/32"	700 mm 27 9/16"	35 mm 1 3/8"	80 mm 3 1/8"	130 mm 5 1/8"
• YOD.408.0075 .xx	750 mm 29 1/2"	900 mm 35 7/16"	35 mm 1 3/8"	80 mm 3 1/8"	130 mm 5 1/8"

ITEM	A	B	Ø	D	E	L1
• YOD.411.0035 .xx	350 mm 13 25/32"	500 mm 19 11/16"	25 mm 1"	84 mm 3 5/16"	68 mm 2 11/16"	110 mm 4 5/16"
• YOD.412.0045 .xx	450 mm 17 3/4"	600 mm 23 5/8"	25 mm 1"	84 mm 3 5/16"	68 mm 2 11/16"	110 mm 4 5/16"
• YOD.413.0045 .xx	450 mm 17 3/4"	600 mm 23 5/8"	30 mm 1 3/16"	88 mm 3 1/2"	74 mm 2 29/32"	120 mm 4 23/32"
• YOD.414.0055 .xx	550 mm 21 21/32"	700 mm 27 9/16"	30 mm 1 3/16"	88 mm 3 1/2"	74 mm 2 29/32"	120 mm 4 23/32"

Mahogany Ash Wenge



.XX = FINISH CODE

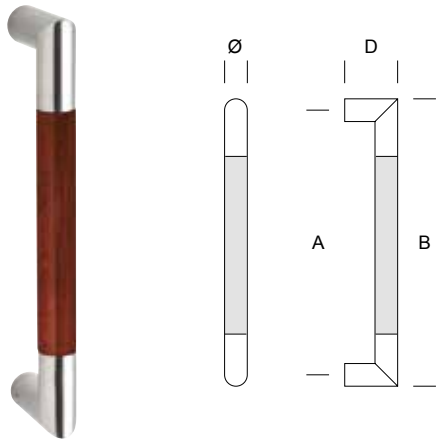
WOOD	STAINLESS STEEL
.46 WENGÉ	SATIN STAINLESS STEEL (ANSI/BHMA 630 - USD32D)
.49 WENGÉ	BRIGHT STAINLESS STEEL (ANSI/BHMA 629 - USD32)
.47 ASH	SATIN STAINLESS STEEL (ANSI/BHMA 630 - USD32D)
.50 ASH	BRIGHT STAINLESS STEEL (ANSI/BHMA 629 - USD32)
.48 MAHOGANY	SATIN STAINLESS STEEL (ANSI/BHMA 630 - USD32D)
.51 MAHOGANY	BRIGHT STAINLESS STEEL (ANSI/BHMA 629 - USD32)

STAINLESS STEEL POWDERCOATED ON REQUEST
.40 BLACK RAL 9005 - TO MATCH WITH PBA BLACK ALUMINIUM
.31 WHITE RAL 9010
.32 GREY
.38 CHAMPAGNE
.39 BRONZE - TO MATCH WITH PBA BRONZE ALUMINIUM
.41 SILVER

.99 COLOURS ON REQUEST TO MATCH ANY RAL #
(screws, grub screws and plastic parts non powdercoated)
available on request depending on quantities

PVD ON REQUEST ON SELECTED ITEMS = ●
.83 BLACK SATIN
Colours on demand, minimum lot to be agreed.
Screws and grub screws not pvd

EDGE COMPONENT:
BLACK FOR DARK COLOUR POWDEL
GREY FOR LIGHT COLOUR POWDEL AND STAINLESS STEEL



ITEM	A	B	Ø	D
YOD.260.0W25 .xx	250 mm 9 7/8"	270 mm 10 5/8"	20 mm 25/32"	60 mm 2 23/64"



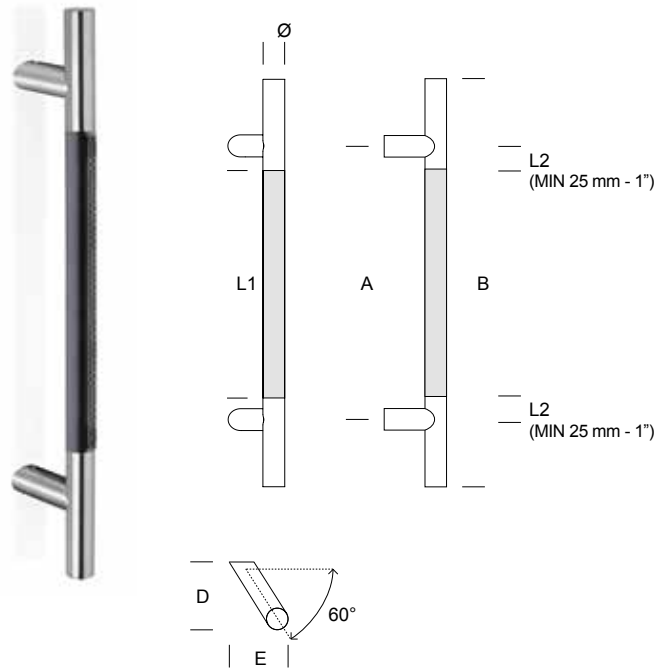
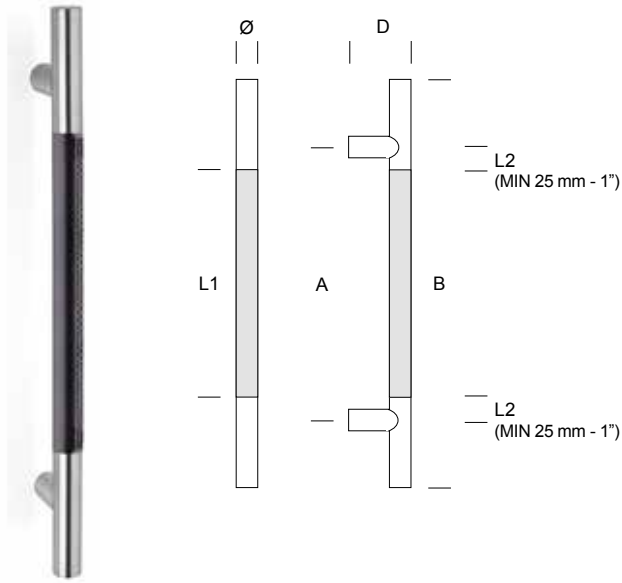
.XX = FINISH CODE

WOOD		STAINLESS STEEL	
.46	WENGÉ	SATIN STAINLESS STEEL (ANSI/BHMA 630 - USD32D)	
.49	WENGÉ	BRIGHT STAINLESS STEEL (ANSI/BHMA 629 - USD32)	
.47	ASH	SATIN STAINLESS STEEL (ANSI/BHMA 630 - USD32D)	
.50	ASH	BRIGHT STAINLESS STEEL (ANSI/BHMA 629 - USD32)	
.48	MAHOGANY	SATIN STAINLESS STEEL (ANSI/BHMA 630 - USD32D)	
.51	MAHOGANY	BRIGHT STAINLESS STEEL (ANSI/BHMA 629 - USD32)	
.52	BLEACHED WHITE OAK	SATIN STAINLESS STEEL (ANSI/BHMA 630 - USD32D)	
.53	BLEACHED WHITE OAK	BRIGHT STAINLESS STEEL (ANSI/BHMA 629 - USD32)	

STAINLESS STEEL POWDERCOATED ON REQUEST	
.40	BLACK RAL 9005 - TO MATCH WITH PBA BLACK ALUMINIUM
.31	WHITE RAL 9010
.32	GREY
.38	CHAMPAGNE
.39	BRONZE - TO MATCH WITH PBA BRONZE ALUMINIUM
.41	SILVER

.99 COLOURS ON REQUEST TO MATCH ANY RAL #
(screws, grub screws and plastic parts non powdercoated)
available on request depending on quantities

EDGE COMPONENT:
BLACK FOR DARK COLOUR POWDEL
GREY FOR LIGHT COLOUR POWDEL AND STAINLESS STEEL



ITEM	A	B	Ø	D	L1
YOD.501.0025 .xx	250 mm 9 7/8"	400 mm 15 3/4"	25 mm 1"	70 mm 2 3/4"	200 mm 7 7/8"
YOD.502.0030 .xx	300 mm 11 13/16"	450 mm 17 3/4"	25 mm 1"	70 mm 2 3/4"	250 mm 9 7/8"
▶ YOD.502.9999 .xx	custom	custom	25 mm 1"	70 mm 2 3/4"	custom
▶ The additional support is necessary for A > 700 mm - 27 9/16"					
YOD.511.0030 .xx	300 mm 11 13/16"	450 mm 17 3/4"	30 mm 1 3/16"	75 mm 2 15/16"	250 mm 9 7/8"
YOD.512.0035 .xx	350 mm 13 25/32"	500 mm 19 11/16"	30 mm 1 3/16"	75 mm 2 15/16"	300 mm 11 13/16"
▶ YOD.512.9999 .xx	custom	custom	30 mm 1 3/16"	75 mm 2 15/16"	custom
▶ The additional support is necessary for A > 750 mm - 29 1/2"					

ITEM	A	B	Ø	D	E	L1
YOD.501.0251 .xx	250 mm 9 7/8"	400 mm 15 3/4"	25 mm 1"	84 mm 3 5/16"	68 mm 2 11/16"	200 mm 7 7/8"
YOD.502.0301 .xx	300 mm 11 13/16"	450 mm 17 3/4"	25 mm 1"	84 mm 3 5/16"	68 mm 2 11/16"	250 mm 9 7/8"
▶ YOD.502.9991 .xx	custom	custom	25 mm 1"	84 mm 3 5/16"	68 mm 2 11/16"	custom
▶ The additional support is necessary for A > 700 mm - 27 9/16"						
YOD.511.0301 .xx	300 mm 11 13/16"	450 mm 17 3/4"	30 mm 1 3/16"	88 mm 3 1/2"	74 mm 2 29/32"	250 mm 9 7/8"
YOD.512.0351 .xx	350 mm 13 25/32"	500 mm 19 11/16"	30 mm 1 3/16"	88 mm 3 1/2"	74 mm 2 29/32"	300 mm 11 13/16"
▶ YOD.512.9991 .xx	custom	custom	30 mm 1 3/16"	88 mm 3 1/2"	74 mm 2 29/32"	custom
▶ The additional support is necessary for A > 750 mm - 29 1/2"						



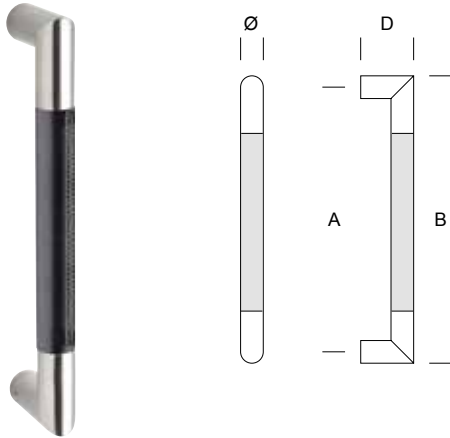
.XX = FINISH CODE

LEATHER		STAINLESS STEEL	
.4A	BLACK PLAIN	SATIN STAINLESS STEEL (ANSI/BHMA 630 - USD32D)	
.3A	BLACK PLAIN	BRIGHT STAINLESS STEEL (ANSI/BHMA 629 - USD32)	
.4G	BLACK HAMMERED	SATIN STAINLESS STEEL (ANSI/BHMA 630 - USD32D)	
.3G	BLACK HAMMERED	BRIGHT STAINLESS STEEL (ANSI/BHMA 629 - USD32)	
.4J	WHITE PLAIN	SATIN STAINLESS STEEL (ANSI/BHMA 630 - USD32D)	
.3J	WHITE PLAIN	BRIGHT STAINLESS STEEL (ANSI/BHMA 629 - USD32)	
.4I	GREY PLAIN	SATIN STAINLESS STEEL (ANSI/BHMA 630 - USD32D)	
.3I	GREY PLAIN	BRIGHT STAINLESS STEEL (ANSI/BHMA 629 - USD32)	
.4C	BROWN PLAIN	SATIN STAINLESS STEEL (ANSI/BHMA 630 - USD32D)	
.3C	BROWN PLAIN	BRIGHT STAINLESS STEEL (ANSI/BHMA 629 - USD32)	

STAINLESS STEEL POWDERCOATED ON REQUEST	
.40	BLACK RAL 9005 - TO MATCH WITH PBA BLACK ALUMINIUM
.31	WHITE RAL 9010
.32	GREY
.38	CHAMPAGNE
.39	BRONZE - TO MATCH WITH PBA BRONZE ALUMINIUM
.41	SILVER

.99 COLOURS ON REQUEST TO MATCH ANY RAL #
(screws, grub screws and plastic parts non powdercoated)
available on request depending on quantities

EDGE COMPONENT:
BLACK FOR DARK COLOUR POWDEL
GREY FOR LIGHT COLOUR POWDEL AND STAINLESS STEEL



ITEM	A	B	Ø	D
YOD.260.0L25 .xx	250 mm 9 7/8"	270 mm 10 5/8"	20 mm 25/32"	60 mm 2 23/64"



.XX = FINISH CODE

	LEATHER	STAINLESS STEEL
.4A	BLACK PLAIN	SATIN STAINLESS STEEL (ANSI/BHMA 630 - USD32D)
.3A	BLACK PLAIN	BRIGHT STAINLESS STEEL (ANSI/BHMA 629 - USD32)
.4G	BLACK HAMMERED	SATIN STAINLESS STEEL (ANSI/BHMA 630 - USD32D)
.3G	BLACK HAMMERED	BRIGHT STAINLESS STEEL (ANSI/BHMA 629 - USD32)
.4J	WHITE PLAIN	SATIN STAINLESS STEEL (ANSI/BHMA 630 - USD32D)
.3J	WHITE PLAIN	BRIGHT STAINLESS STEEL (ANSI/BHMA 629 - USD32)
.4I	GREY PLAIN	SATIN STAINLESS STEEL (ANSI/BHMA 630 - USD32D)
.3I	GREY PLAIN	BRIGHT STAINLESS STEEL (ANSI/BHMA 629 - USD32)
.4C	BROWN PLAIN	SATIN STAINLESS STEEL (ANSI/BHMA 630 - USD32D)
.3C	BROWN PLAIN	BRIGHT STAINLESS STEEL (ANSI/BHMA 629 - USD32)

STAINLESS STEEL POWDERCOATED ON REQUEST

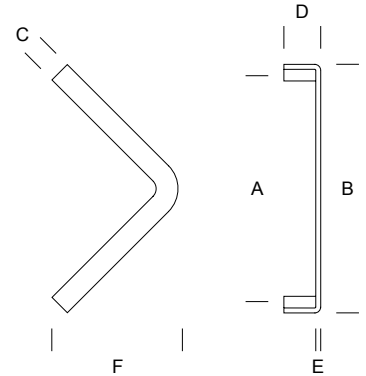
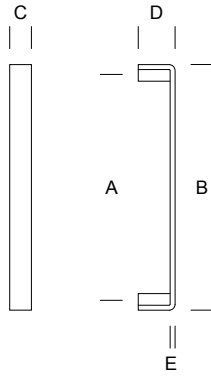
.40	BLACK RAL 9005 - TO MATCH WITH PBA BLACK ALUMINIUM
.31	WHITE RAL 9010
.32	GREY
.38	CHAMPAGNE
.39	BRONZE - TO MATCH WITH PBA BRONZE ALUMINIUM
.41	SILVER

.99 COLOURS ON REQUEST TO MATCH ANY RAL #
(screws, grub screws and plastic parts non powdercoated)
available on request depending on quantities

EDGE COMPONENT:

BLACK FOR DARK COLOUR POWDEL
GREY FOR LIGHT COLOUR POWDEL AND STAINLESS STEEL





ITEM	A	B	C	D	E
● 2CP.001.0030 .xx	300 mm 11 13/16"	330 mm 13"	30 mm 1 3/16"	50 mm 1 31/32"	8 mm 5/16"
▶ ● 2CP.001.9999 .xx	custom	custom	30 mm 1 3/16"	50 mm 1 31/32"	8 mm 5/16"
▶	The additional support is necessary for A > 800 mm - 31 1/2"				

ITEM	A	B	C	D	E	F
● 2CP.031.0030 .xx	300 mm 11 13/16"	342 mm 13 1/2"	30 mm 1 3/16"	50 mm 1 31/32"	8 mm 5/16"	175 mm 6 7/8"

.XX = FINISH CODE

STAINLESS STEEL

- .43 BRIGHT STAINLESS STEEL (ANSI/BHMA 629 - USD32)
- .44 SATIN STAINLESS STEEL (ANSI/BHMA 630 - USD32D)

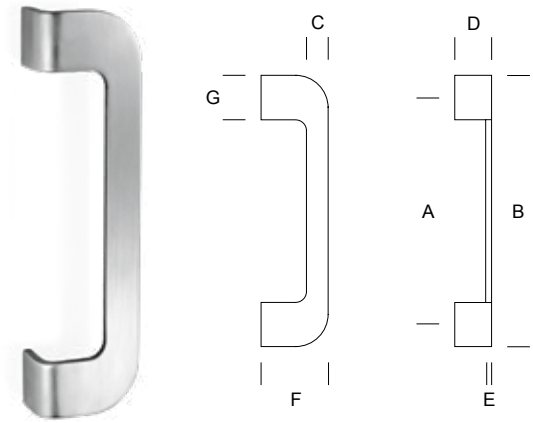
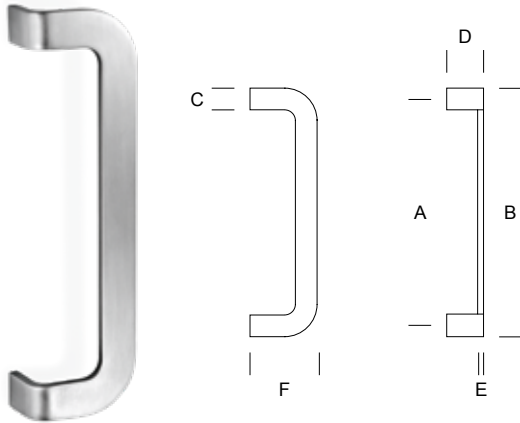
STAINLESS STEEL POWDERCOATED ON REQUEST

- .40 BLACK RAL 9005 - TO MATCH WITH PBA BLACK ALUMINIUM
- .31 WHITE RAL 9010
- .32 GREY
- .38 CHAMPAGNE
- .39 BRONZE - TO MATCH WITH PBA BRONZE ALUMINIUM
- .41 SILVER

- .99 COLOURS ON REQUEST TO MATCH ANY RAL #
(screws, grub screws and plastic parts non powdercoated)
available on request depending on quantities

PVD ON REQUEST ON SELECTED ITEMS = ●

- .83 BLACK SATIN
Colours on demand, minimum lot to be agreed.
Screws and grub screws not pvd



ITEM	A	B	C	D	E	F
• 2CP.011.0030 .xx	300 mm 11 13/16"	330 mm 13"	30 mm 1 3/16"	50 mm 1 31/32"	8 mm 5/16"	90 mm 3 1/2"
• 2CP.012.0035 .xx	350 mm 13 25/32"	380 mm 14 31/32"	30 mm 1 3/16"	50 mm 1 31/32"	8 mm 5/16"	90 mm 3 1/2"

ITEM	A	B	C	D	E	F	G
• 2CP.021.0030 .xx	300 mm 11 13/16"	360 mm 14 11/64"	30 mm 1 3/16"	50 mm 1 31/32"	8 mm 5/16"	90 mm 3 1/2"	60 mm 2 23/64"

.XX = FINISH CODE

STAINLESS STEEL

- .43 BRIGHT STAINLESS STEEL (ANSI/BHMA 629 - USD32)
- .44 SATIN STAINLESS STEEL (ANSI/BHMA 630 - USD32D)

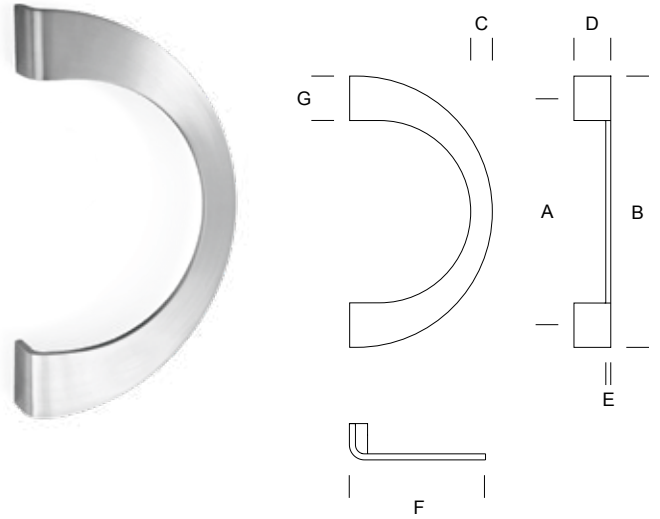
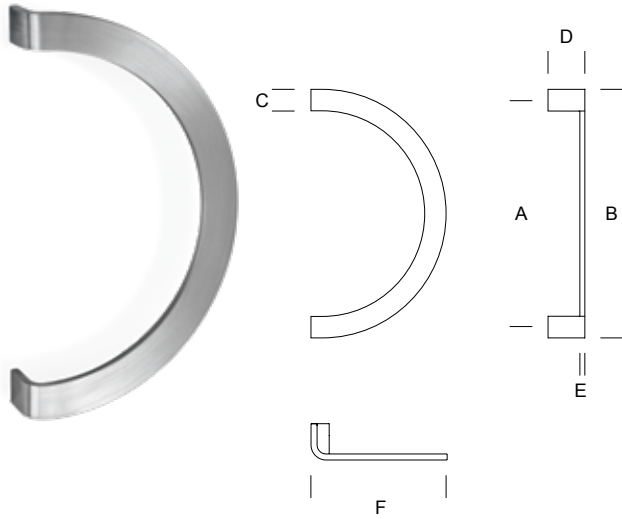
STAINLESS STEEL POWDERCOATED ON REQUEST

- .40 BLACK RAL 9005 - TO MATCH WITH PBA BLACK ALUMINIUM
- .31 WHITE RAL 9010
- .32 GREY
- .38 CHAMPAGNE
- .39 BRONZE - TO MATCH WITH PBA BRONZE ALUMINIUM
- .41 SILVER

- .99 COLOURS ON REQUEST TO MATCH ANY RAL #
(screws, grub screws and plastic parts non powdercoated)
available on request depending on quantities

PVD ON REQUEST ON SELECTED ITEMS = •

- .83 BLACK SATIN
Colours on demand, minimum lot to be agreed.
Screws and grub screws not pvd



ITEM	A	B	C	D	E	F
•2CP.041.0030 .xx	300 mm 11 13/16"	330 mm 13"	30 mm 1 3/16"	50 mm 1 31/32"	8 mm 5/16"	180 mm 7 5/64"

ITEM	A	B	C	D	E	F	G
•2CP.051.0030 .xx	300 mm 11 13/16"	360 mm 14 11/64"	30 mm 1 3/16"	50 mm 1 31/32"	8 mm 5/16"	190 mm 7 15/32"	60 mm 2 23/64"

.XX = FINISH CODE

STAINLESS STEEL

- .43 BRIGHT STAINLESS STEEL (ANSI/BHMA 629 - USD32)
- .44 SATIN STAINLESS STEEL (ANSI/BHMA 630 - USD32D)

STAINLESS STEEL POWDERCOATED ON REQUEST

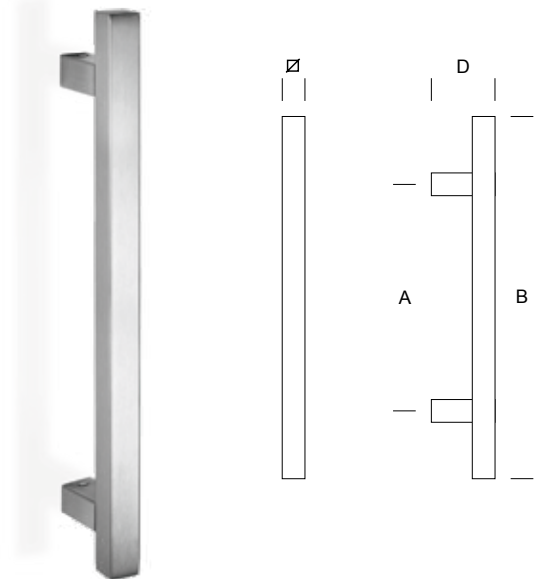
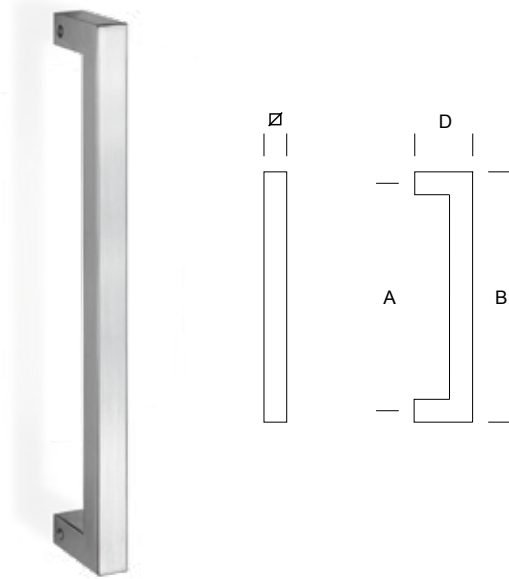
- .40 BLACK RAL 9005 - TO MATCH WITH PBA BLACK ALUMINIUM
- .31 WHITE RAL 9010
- .32 GREY
- .38 CHAMPAGNE
- .39 BRONZE - TO MATCH WITH PBA BRONZE ALUMINIUM
- .41 SILVER

- .99 COLOURS ON REQUEST TO MATCH ANY RAL #
(screws, grub screws and plastic parts non powdercoated)
available on request depending on quantities

PVD ON REQUEST ON SELECTED ITEMS = •

- .83 BLACK SATIN
Colours on demand, minimum lot to be agreed.
Screws and grub screws not pvd





ITEM	A	B	∅	D	*
• 2CQ.041.0025 .xx	250 mm 9 7/8"	265 mm 10 7/16"	15 mm 19/32"	50 mm 1 31/32"	*
▶ • 2CQ.041.9999 .xx	custom	custom	15 mm 19/32"	50 mm 1 31/32"	*
▶ The additional support is necessary for A > 600 mm - 23 5/8"					
• 2CQ.001.0020 .xx	200 mm 7 7/8"	220 mm 8 21/32"	20 mm 25/32"	60 mm 2 23/64"	
• 2CQ.002.0030 .xx	300 mm 11 13/16"	320 mm 12 19/32"	20 mm 25/32"	60 mm 2 23/64"	
▶ • 2CQ.002.9999 .xx	custom	custom	20 mm 25/32"	60 mm 2 23/64"	
▶ The additional support is necessary for A > 1100 mm - 43 5/16"					
• 2CQ.011.0030 .xx	300 mm 11 13/16"	325 mm 12 51/64"	25 mm 1"	65 mm 2 9/16"	
• 2CQ.012.0065 .xx	650 mm 25 5/8"	675 mm 26 9/16"	25 mm 1"	65 mm 2 9/16"	
▶ • 2CQ.012.9999 .xx	custom	custom	25 mm 1"	65 mm 2 9/16"	
▶ The additional support is necessary for A > 1150 mm - 45 9/32"					
• 2CQ.021.0065 .xx	650 mm 25 5/8"	680 mm 26 3/4"	30 mm 1 3/16"	70 mm 2 3/4"	
▶ • 2CQ.021.9999 .xx	custom	custom	30 mm 1 3/16"	70 mm 2 3/4"	
▶ The additional support is necessary for A > 1650 mm - 64 61/64"					
• 2CQ.031.0065 .xx	650 mm 25 5/8"	685 mm 26 31/32"	35 mm 1 3/8"	75 mm 2 15/16"	
▶ • 2CQ.031.9999 .xx	custom	custom	35 mm 1 3/8"	75 mm 2 15/16"	
▶ The additional support is necessary for A > 1850 mm - 72 53/64"					

.XX = FINISH CODE

STAINLESS STEEL

- .43 BRIGHT STAINLESS STEEL (ANSI/BHMA 629 - USD32)
- .44 SATIN STAINLESS STEEL (ANSI/BHMA 630 - USD32D)

STAINLESS STEEL POWDERCOATED ON REQUEST

- .40 BLACK RAL 9005 - TO MATCH WITH PBA BLACK ALUMINIUM
- .31 WHITE RAL 9010
- .32 GREY
- .38 CHAMPAGNE
- .39 BRONZE - TO MATCH WITH PBA BRONZE ALUMINIUM
- .41 SILVER

- .99 COLOURS ON REQUEST TO MATCH ANY RAL #
(screws, grub screws and plastic parts non powdercoated)
available on request depending on quantities

PVD ON REQUEST ON SELECTED ITEMS = ●

- .83 BLACK SATIN
Colours on demand, minimum lot to be agreed.
Screws and grub screws not pvd

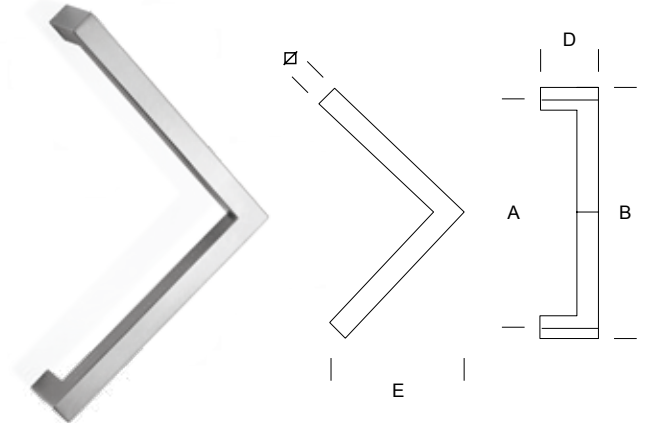
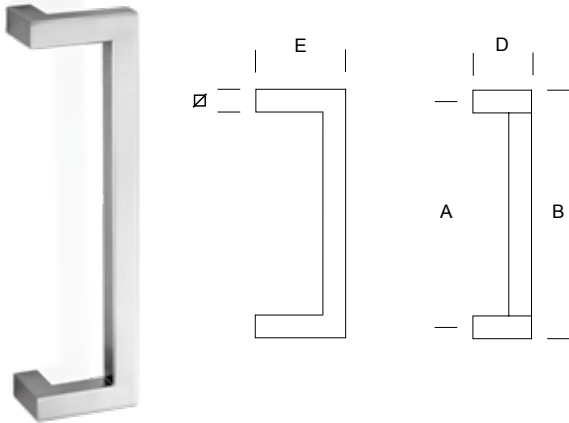
EDGE COMPONENT:

BLACK FOR DARK COLOUR POWDEL GREY FOR LIGHT COLOUR POWDEL AND STAINLESS STEEL

ITEM	A	B	∅	D
• 2CQ.101.0025 .xx	250 mm 9 7/8"	400 mm 15 3/4"	20 mm 25/32"	65 mm 2 9/16"
• 2CQ.102.0030 .xx	300 mm 11 13/16"	450 mm 17 3/4"	20 mm 25/32"	65 mm 2 9/16"
▶ • 2CQ.102.9999 .xx	custom	custom	20 mm 25/32"	65 mm 2 9/16"
▶ The additional support is necessary for A > 1050 mm - 41 1/4"				
• 2CQ.111.0030 .xx	300 mm 11 13/16"	450 mm 17 3/4"	25 mm 1"	70 mm 2 3/4"
• 2CQ.112.0035 .xx	350 mm 13 25/32"	500 mm 19 11/16"	25 mm 1"	70 mm 2 3/4"
▶ • 2CQ.112.9999 .xx	custom	custom	25 mm 1"	70 mm 2 3/4"
▶ The additional support is necessary for A > 1100 mm - 43 5/16"				
• 2CQ.121.0050 .xx	500 mm 19 11/16"	650 mm 25 5/8"	30 mm 1 3/16"	75 mm 2 15/16"
▶ • 2CQ.121.9999 .xx	custom	custom	30 mm 1 3/16"	75 mm 2 15/16"
▶ The additional support is necessary for A > 1600 mm - 63"				
• 2CQ.131.0060 .xx	600 mm 23 5/8"	770 mm 30 5/16"	35 mm 1 3/8"	80 mm 3 1/8"
▶ • 2CQ.131.9999 .xx	custom	custom	35 mm 1 3/8"	80 mm 3 1/8"
▶ The additional support is necessary for A > 1800 mm - 70 55/64"				
2CQ.141.0100 .xx	1000 mm 39 3/8"	1200 mm 47 1/4"	40 mm 1 9/16"	85 mm 3 11/32"
▶ 2CQ.141.9999 .xx	custom	custom	40 mm 1 9/16"	85 mm 3 11/32"
▶ The additional support is necessary for A > 2000 mm - 78 47/64"				

* = FIXING I
page 391

FIXING D
page 390



ITEM	A	B	Ø	D	E
• 2CQ.201.0020 .xx	200 mm 7 7/8"	220 mm 8 21/32"	20 mm 25/32"	60 mm 2 23/64"	90 mm 3 1/2"
• 2CQ.202.0030 .xx	300 mm 11 13/16"	320 mm 12 19/32"	20 mm 25/32"	60 mm 2 23/64"	90 mm 3 1/2"
▶ • 2CQ.202.9999 .xx	custom	custom	20 mm 25/32"	60 mm 2 23/64"	90 mm 3 1/2"
▶ The additional support is necessary for A > 1100 mm - 43 5/16"					
• 2CQ.211.0030 .xx	300 mm 11 13/16"	325 mm 12 51/64"	25 mm 1"	65 mm 2 9/16"	100 mm 4"
• 2CQ.212.0035 .xx	350 mm 13 25/32"	375 mm 14 3/4"	25 mm 1"	65 mm 2 9/16"	100 mm 4"
▶ • 2CQ.212.9999 .xx	custom	custom	25 mm 1"	65 mm 2 9/16"	100 mm 4"
▶ The additional support is necessary for A > 1150 mm - 45 9/32"					
• 2CQ.221.0035 .xx	350 mm 13 25/32"	380 mm 14 31/32"	30 mm 1 3/16"	70 mm 2 3/4"	120 mm 4 23/32"
• 2CQ.222.0065 .xx	650 mm 25 5/8"	680 mm 26 3/4"	30 mm 1 3/16"	70 mm 2 3/4"	120 mm 4 23/32"
▶ • 2CQ.222.9999 .xx	custom	custom	30 mm 1 3/16"	70 mm 2 3/4"	120 mm 4 23/32"
▶ The additional support is necessary for A > 1650 mm - 64 61/64"					

ITEM	A	B	Ø	D	E
• 2CQ.301.0030 .xx	300 mm 11 13/16"	328 mm 12 7/8"	20 mm 25/32"	60 mm 2 23/64"	178 mm 7"
• 2CQ.311.0035 .xx	350 mm 13 25/32"	385 mm 15 5/32"	25 mm 1"	65 mm 2 9/16"	210 mm 8 1/4"
• 2CQ.321.0035 .xx	350 mm 13 25/32"	392 mm 15 7/16"	30 mm 1 3/16"	70 mm 2 3/4"	217 mm 8 9/16"

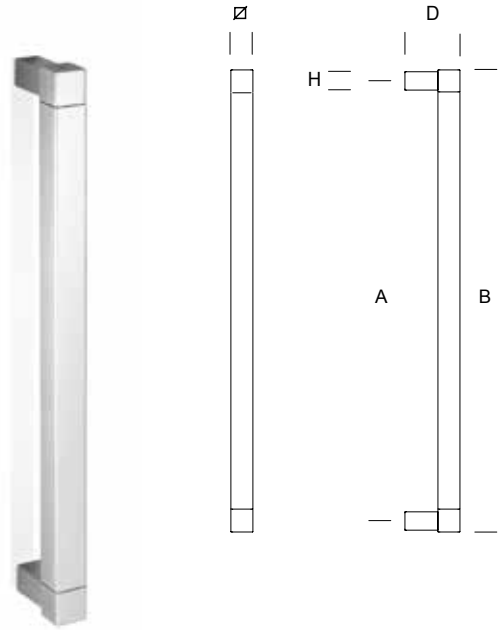

.XX = FINISH CODE

- STAINLESS STEEL**
- .43 BRIGHT STAINLESS STEEL (ANSI/BHMA 629 - USD32)
 - .44 SATIN STAINLESS STEEL (ANSI/BHMA 630 - USD32D)
- STAINLESS STEEL POWDERCOATED ON REQUEST**
- .40 BLACK RAL 9005 - TO MATCH WITH PBA BLACK ALUMINIUM
 - .31 WHITE RAL 9010
 - .32 GREY
 - .38 CHAMPAGNE
 - .39 BRONZE - TO MATCH WITH PBA BRONZE ALUMINIUM
 - .41 SILVER

- .99 COLOURS ON REQUEST TO MATCH ANY RAL #
(screws, grub screws and plastic parts non powdercoated)
available on request depending on quantities

- PVD ON REQUEST ON SELECTED ITEMS = ●**
- .83 BLACK SATIN
Colours on demand, minimum lot to be agreed.
Screws and grub screws not pvd

EDGE COMPONENT:
BLACK FOR DARK COLOUR POWDEL GREY FOR
LIGHT COLOUR POWDEL AND STAINLESS STEEL



ITEM	◆ A	B	∅	D	E	F
2CQ.401.0095 .xx .1	950 mm 37 3/8"	975 mm 38 3/8"	25 mm 1"	65 mm 2 9/16"	100 mm 3 15/16"	75 mm 2 15/16"
2CQ.401.0095 .xx .2	950 mm 37 3/8"	975 mm 38 3/8"	25 mm 1"	65 mm 2 9/16"	100 mm 3 15/16"	75 mm 2 15/16"
2CQ.411.0120 .xx .1	1200 mm 47 1/4"	1230 mm 48 7/16"	30 mm 1 3/16"	70 mm 2 3/4"	120 mm 4 23/32"	90 mm 3 1/2"
2CQ.411.0120 .xx .2	1200 mm 47 1/4"	1230 mm 48 7/16"	30 mm 1 3/16"	70 mm 2 3/4"	120 mm 4 23/32"	90 mm 3 1/2"

ITEM	A	B	∅	D	H	
2CQ.621.0065 .xx	650 mm 25 5/8"	680 mm 26 3/4"	30 mm 1 3/16"	75 mm 2 15/16"	25 mm 1"	NOT POWDER COATED
▶ 2CQ.621.9999 .xx	custom	custom	30 mm 1 3/16"	75 mm 2 15/16"	25 mm 1"	NOT POWDER COATED

▶ The additional support is necessary for A > 1200 mm - 47 1/4"

.XX = FINISH CODE

STAINLESS STEEL

- .43 BRIGHT STAINLESS STEEL (ANSI/BHMA 629 - USD32)
- .44 SATIN STAINLESS STEEL (ANSI/BHMA 630 - USD32D)

STAINLESS STEEL POWDERCOATED ON REQUEST

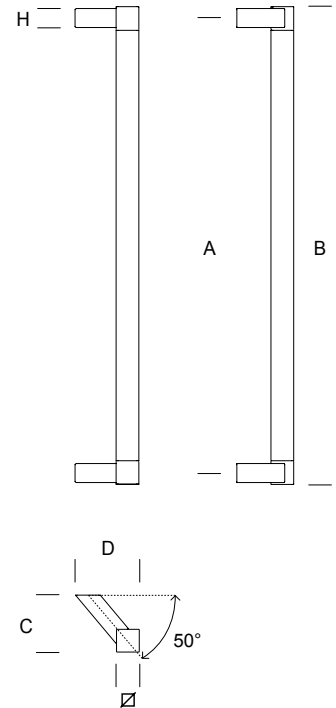
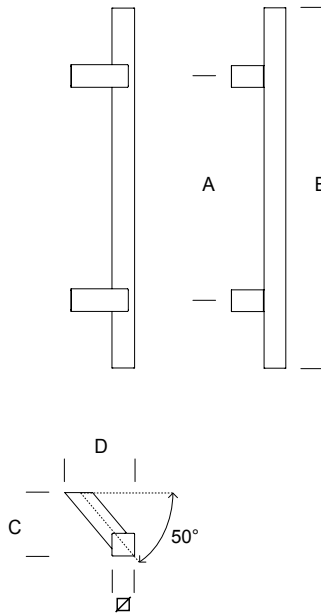
- .40 BLACK RAL 9005 - TO MATCH WITH PBA BLACK ALUMINIUM
- .31 WHITE RAL 9010
- .32 GREY
- .38 CHAMPAGNE
- .39 BRONZE - TO MATCH WITH PBA BRONZE ALUMINIUM
- .41 SILVER

- .99 COLOURS ON REQUEST TO MATCH ANY RAL #
(screws, grub screws and plastic parts non powdercoated)
available on request depending on quantities

EDGE COMPONENT:

- BLACK FOR DARK COLOUR POWDEL
- GRAY FOR LIGHT COLOUR POWDEL AND
- STAINLESS STEEL

◆ . 1 RIGHT . 2 LEFT

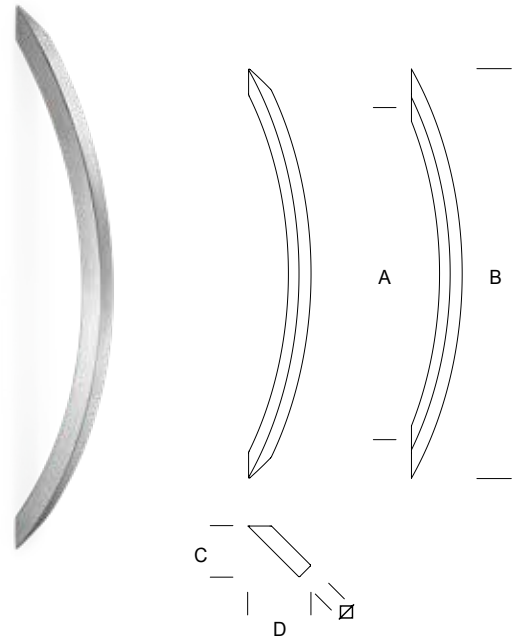
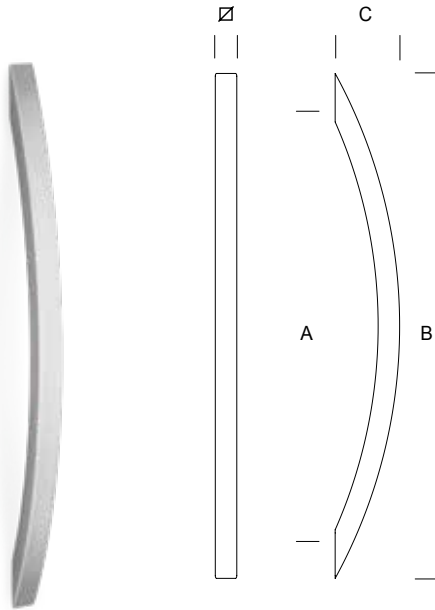


ITEM	A	B	∅	C	D
2CQ.111.0301 .xx	300 mm 11 13/16"	450 mm 17 3/4"	25 mm 1"	70 mm 2 3/4"	79 mm 3 1/8"
2CQ.112.0351 .xx	350 mm 13 25/32"	500 mm 19 11/16"	25 mm 1"	70 mm 2 3/4"	79 mm 3 1/8"
▶ 2CQ.112.9991 .xx	custom	custom	25 mm 1"	70 mm 2 3/4"	79 mm 3 1/8"
▶ The additional support is necessary for A > 1100 mm - 43 5/16"					
2CQ.121.0501 .xx	500 mm 19 11/16"	650 mm 25 5/8"	30 mm 1 3/16"	75 mm 2 15/16"	84 mm 3 5/16"
▶ 2CQ.121.9991 .xx	custom	custom	30 mm 1 3/16"	75 mm 2 15/16"	84 mm 3 5/16"
▶ The additional support is necessary for A > 1100 mm - 47 1/4"					

ITEM	A	B	∅	C	D	H	
2CQ.621.0651 .xx	650 mm 25 5/8"	680 mm 26 3/4"	30 mm 1 3/16"	75 mm 2 15/16"	84 mm 3 5/16"	25 mm 1"	NOT POWDER COATED
▶ 2CQ.621.9991 .xx	custom	custom	30 mm 1 3/16"	75 mm 2 15/16"	84 mm 3 5/16"	25 mm 1"	NOT POWDER COATED
▶ The additional support is necessary for A > 1100 mm - 43 5/16"							

.XX = FINISH CODE

- STAINLESS STEEL**
- .43 BRIGHT STAINLESS STEEL (ANSI/BHMA 629 - USD32)
 - .44 SATIN STAINLESS STEEL (ANSI/BHMA 630 - USD32D)
- STAINLESS STEEL POWDERCOATED ON REQUEST**
- .40 BLACK RAL 9005 - TO MATCH WITH PBA BLACK ALUMINIUM
 - .31 WHITE RAL 9010
 - .32 GREY
 - .38 CHAMPAGNE
 - .39 BRONZE - TO MATCH WITH PBA BRONZE ALUMINIUM
 - .41 SILVER
- .99 COLOURS ON REQUEST TO MATCH ANY RAL #
(screws, grub screws and plastic parts non powdercoated)
available on request depending on quantities

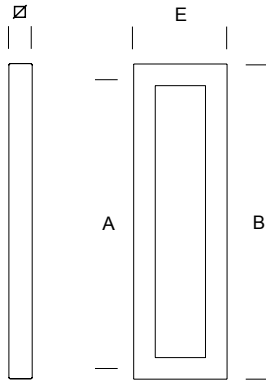


ITEM	A	B	∅	C
2CQ.061.0050 .xx	500 mm 19 11/16"	587 mm 23 1/8"	25 mm 1"	75 mm 2 15/16"

ITEM	A	B	∅	C	D
2CQ.051.0050 .xx	500 mm 19 11/16"	617 mm 24 5/16"	25 mm 1"	77 mm 3 1/16"	94 mm 3 45/64"

.XX = FINISH CODE

- STAINLESS STEEL**
- .43 BRIGHT STAINLESS STEEL (ANSI/BHMA 629 - USD32)
 - .44 SATIN STAINLESS STEEL (ANSI/BHMA 630 - USD32D)
- STAINLESS STEEL POWDERCOATED ON REQUEST**
- .40 BLACK RAL 9005 - TO MATCH WITH PBA BLACK ALUMINIUM
 - .31 WHITE RAL 9010
 - .32 GREY
 - .38 CHAMPAGNE
 - .39 BRONZE - TO MATCH WITH PBA BRONZE ALUMINIUM
 - .41 SILVER
- .99 COLOURS ON REQUEST TO MATCH ANY RAL #
(screws, grub screws and plastic parts non powdercoated)
available on request depending on quantities



ITEM	A	B	∅	E	*
2CQ.701.0025 .xx	250 mm 9 7/8"	265 mm 10 7/16"	15 mm 19/32"	70 mm 2 3/4"	*
2CQ.711.0020 .xx	200 mm 7 7/8"	270 mm 10 5/8"	20 mm 25/32"	80 mm 3 1/8"	

.XX = FINISH CODE

STAINLESS STEEL

- .43 BRIGHT STAINLESS STEEL (ANSI/BHMA 629 - USD32)
- .44 SATIN STAINLESS STEEL (ANSI/BHMA 630 - USD32D)

STAINLESS STEEL POWDERCOATED ON REQUEST

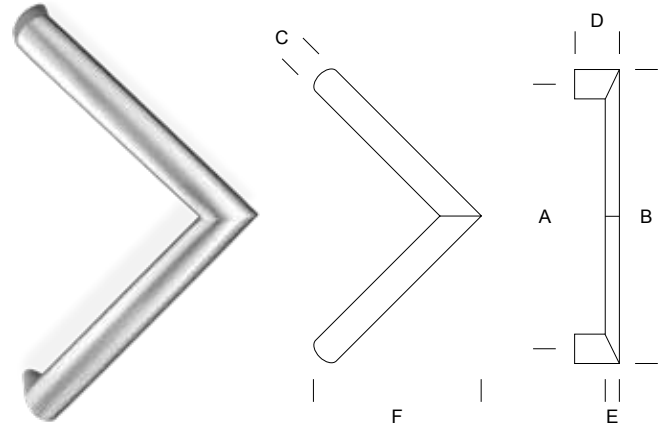
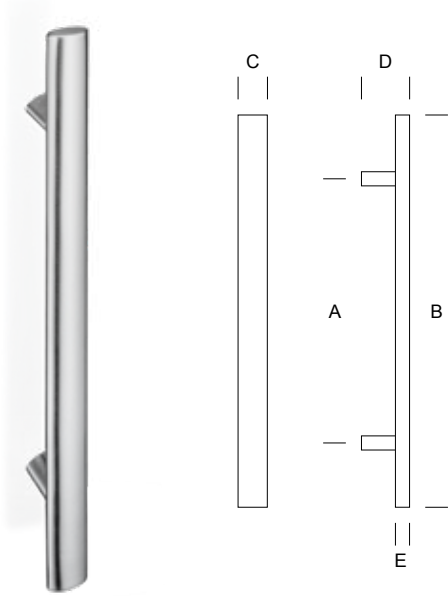
- .40 BLACK RAL 9005 - TO MATCH WITH PBA BLACK ALUMINIUM
- .31 WHITE RAL 9010
- .32 GREY
- .38 CHAMPAGNE
- .39 BRONZE - TO MATCH WITH PBA BRONZE ALUMINIUM
- .41 SILVER

- .99 COLOURS ON REQUEST TO MATCH ANY RAL #
(screws, grub screws and plastic parts non powdercoated)
available on request depending on quantities

* = FIXING I
page 391

FIXING D
page 390





ITEM	A	B	C	D	E
• 2CE.011.0035 .xx	350 mm 13 25/32"	520 mm 20 1/2"	40 mm 1 9/16"	65 mm 2 9/16"	20 mm 25/32"
• 2CE.012.0055 .xx	550 mm 21 21/32"	720 mm 28 11/32"	40 mm 1 9/16"	65 mm 2 9/16"	20 mm 25/32"
▶ • 2CE.012.9999 .xx	custom	custom	40 mm 1 9/16"	65 mm 2 9/16"	20 mm 25/32"
▶ The additional support is necessary for A > 1750 mm - 68 57/64"					

ITEM	A	B	C	D	E	F
• 2CE.021.0035 .xx	350 mm 13 25/32"	380 mm 14 31/32"	40 mm 1 9/16"	60 mm 2 23/64"	20 mm 25/32"	220 mm 8 21/32"
• 2CE.022.0042 .xx	425 mm 16 3/4"	455 mm 17 15/16"	40 mm 1 9/16"	60 mm 2 23/64"	20 mm 25/32"	255 mm 10 1/32"

.XX = FINISH CODE

STAINLESS STEEL

- .43 BRIGHT STAINLESS STEEL (ANSI/BHMA 629 - USD32)
- .44 SATIN STAINLESS STEEL (ANSI/BHMA 630 - USD32D)

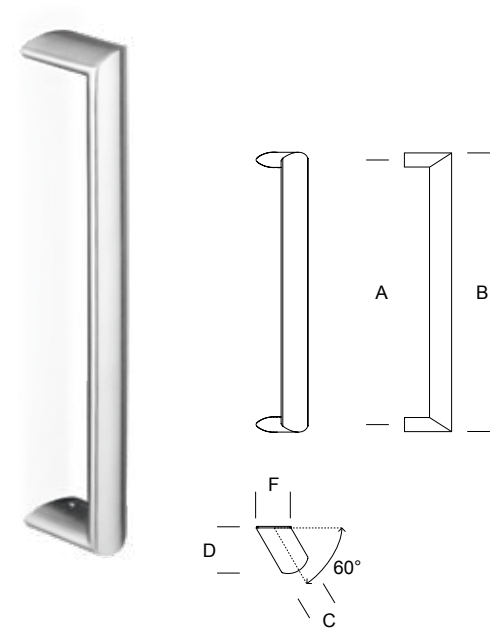
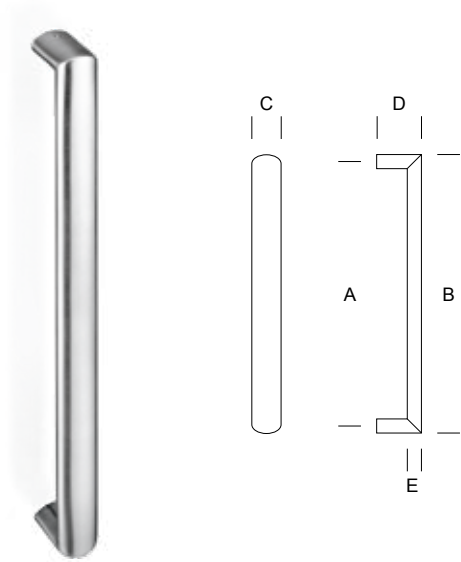
STAINLESS STEEL POWDERCOATED ON REQUEST

- .40 BLACK RAL 9005 - TO MATCH WITH PBA BLACK ALUMINIUM
- .31 WHITE RAL 9010
- .32 GREY
- .38 CHAMPAGNE
- .39 BRONZE - TO MATCH WITH PBA BRONZE ALUMINIUM
- .41 SILVER

- .99 COLOURS ON REQUEST TO MATCH ANY RAL #
(screws, grub screws and plastic parts non powdercoated)
available on request depending on quantities

PVD ON REQUEST ON SELECTED ITEMS = ●

- .83 BLACK SATIN
Colours on demand, minimum lot to be agreed.
Screws and grub screws not pvd



ITEM	A	B	C	D	E
• 2CE.001.0035 .xx	350 mm 13 25/32"	370 mm 14 9/16"	40 mm 1 9/16"	60 mm 2 23/64"	20 mm 25/32"
• 2CE.002.0065 .xx	650 mm 25 5/8"	670 mm 26 3/8"	40 mm 1 9/16"	60 mm 2 23/64"	20 mm 25/32"

ITEM	A	B	C	D	F
• 2CE.031.0035 .xx	350 mm 13 25/32"	370 mm 14 9/16"	40 mm 1 9/16"	60 mm 2 23/64"	69 mm 2 3/4"
• 2CE.032.0065 .xx	650 mm 25 5/8"	670 mm 26 3/8"	40 mm 1 9/16"	60 mm 2 23/64"	69 mm 2 3/4"

.XX = FINISH CODE

STAINLESS STEEL

- .43 BRIGHT STAINLESS STEEL (ANSI/BHMA 629 - USD32)
- .44 SATIN STAINLESS STEEL (ANSI/BHMA 630 - USD32D)

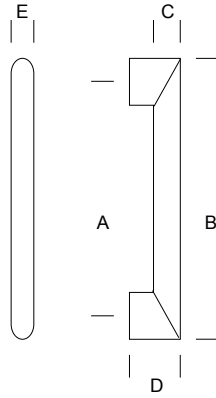
STAINLESS STEEL POWDERCOATED ON REQUEST

- .40 BLACK RAL 9005 - TO MATCH WITH PBA BLACK ALUMINIUM
- .31 WHITE RAL 9010
- .32 GREY
- .38 CHAMPAGNE
- .39 BRONZE - TO MATCH WITH PBA BRONZE ALUMINIUM
- .41 SILVER

- .99 COLOURS ON REQUEST TO MATCH ANY RAL #
(screws, grub screws and plastic parts non powdercoated)
available on request depending on quantities

PVD ON REQUEST ON SELECTED ITEMS = ●

- .83 BLACK SATIN
Colours on demand, minimum lot to be agreed.
Screws and grub screws not pvd



ITEM	A	B	C	D	E
• 2CE.041.0035 .xx	350 mm 13 25/32"	390 mm 15 3/8"	40 mm 1 9/16"	65 mm 2 9/16"	20 mm 25/32"
• 2CE.042.0065 .xx	650 mm 25 5/8"	690 mm 27 5/32"	40 mm 1 9/16"	65 mm 2 9/16"	20 mm 25/32"

.XX = FINISH CODE

STAINLESS STEEL

- .43 BRIGHT STAINLESS STEEL (ANSI/BHMA 629 - USD32)
- .44 SATIN STAINLESS STEEL (ANSI/BHMA 630 - USD32D)

STAINLESS STEEL POWDERCOATED ON REQUEST

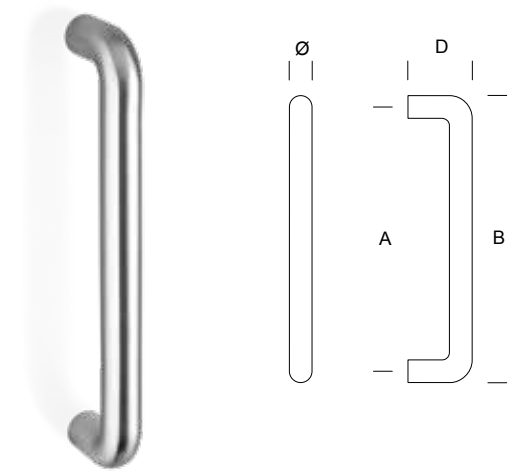
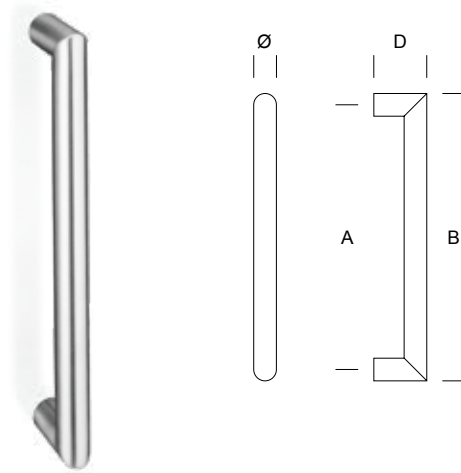
- .40 BLACK RAL 9005 - TO MATCH WITH PBA BLACK ALUMINIUM
- .31 WHITE RAL 9010
- .32 GREY
- .38 CHAMPAGNE
- .39 BRONZE - TO MATCH WITH PBA BRONZE ALUMINIUM
- .41 SILVER

- .99 COLOURS ON REQUEST TO MATCH ANY RAL #
(screws, grub screws and plastic parts non powdercoated)
available on request depending on quantities

PVD ON REQUEST ON SELECTED ITEMS = ●

- .83 BLACK SATIN
Colours on demand, minimum lot to be agreed.
Screws and grub screws not pvd





ITEM	A	B	Ø	D
• 2CC.260.0020 .xx	200 mm 7 7/8"	220 mm 8 21/32"	20 mm 25/32"	60 mm 2 23/64"
▶ • 2CC.260.9999 .xx	custom	custom	20 mm 25/32"	60 mm 2 23/64"
▶ The additional support is necessary for A > 1000 mm - 39			3/8"	
• 2CC.265.0030 .xx	300 mm 11 13/16"	325 mm 12 51/64"	25 mm 1"	65 mm 2 9/16"
▶ • 2CC.265.9999 .xx	custom	custom	25 mm 1"	65 mm 2 9/16"
▶ The additional support is necessary for A > 1050 mm - 45			1 1/4"	
• 2CC.267.0035 .xx	350 mm 13 25/32"	380 mm 14 31/32"	30 mm 1 3/16"	70 mm 2 3/4"
▶ • 2CC.267.9999 .xx	custom	custom	30 mm 1 3/16"	70 mm 2 3/4"
▶ The additional support is necessary for A > 1550 mm - 61			1 1/2"	
• 2CC.268.0035 .xx	350 mm 13 25/32"	385 mm 15 5/32"	35 mm 1 3/8"	75 mm 2 15/16"
▶ • 2CC.268.9999 .xx	custom	custom	35 mm 1 3/8"	75 mm 2 15/16"
▶ The additional support is necessary for A > 1750 mm - 68			5/16"	
2CC.166.0100 .xx	1000 mm 39 3/8"	1040 mm 40 15/16"	40 mm 1 9/16"	90 mm 3 1/2"
▶ 2CC.166.9999 .xx	custom	custom	40 mm 1 9/16"	90 mm 3 1/2"
▶ The additional support is necessary for A > 2200 mm - 86			5/8"	

ITEM	A	B	Ø	D	*
• 2CC.001.0012 .xx	125 mm 4 15/16"	141 mm 5 9/16"	16 mm 5/8"	60 mm 2 23/64"	*
• 2CC.002.0020 .xx	200 mm 7 7/8"	216 mm 8 1/2"	16 mm 5/8"	60 mm 2 23/64"	*
• 2CC.003.0025 .xx	250 mm 9 7/8"	266 mm 10 1/2"	16 mm 5/8"	60 mm 2 23/64"	*
• 2CC.004.0030 .xx	300 mm 11 13/16"	316 mm 12 7/16"	16 mm 5/8"	60 mm 2 23/64"	*
• 2CC.005.0035 .xx	350 mm 13 25/32"	366 mm 14 7/16"	16 mm 5/8"	60 mm 2 23/64"	*
• 2CC.006.0065 .xx	650 mm 25 5/8"	666 mm 26 1/4"	16 mm 5/8"	60 mm 2 23/64"	*
▶ • 2CC.006.9999 .xx	custom	custom	16 mm 5/8"	60 mm 2 23/64"	*
▶ The additional support is necessary for A > 900 mm - 35			7/16"		
• 2CC.270.0020 .xx	200 mm 7 7/8"	220 mm 8 21/32"	20 mm 25/32"	65 mm 2 9/16"	
• 2CC.271.0025 .xx	250 mm 9 7/8"	270 mm 10 5/8"	20 mm 25/32"	65 mm 2 9/16"	
• 2CC.272.0030 .xx	300 mm 11 13/16"	320 mm 12 19/32"	20 mm 25/32"	65 mm 2 9/16"	
• 2CC.273.0035 .xx	350 mm 13 25/32"	370 mm 14 9/16"	20 mm 25/32"	65 mm 2 9/16"	
▶ • 2CC.273.9999 .xx	custom	custom	20 mm 25/32"	65 mm 2 9/16"	
▶ The additional support is necessary for A > 1000 mm - 39			3/8"		
2CC.205.0020 .xx	200 mm 7 7/8"	225 mm 8 27/32"	25 mm 1"	70 mm 2 3/4"	
2CD.229.0025 .xx	250 mm 9 7/8"	275 mm 10 13/16"	25 mm 1"	70 mm 2 3/4"	
2CD.230.0030 .xx	300 mm 11 13/16"	325 mm 12 51/64"	25 mm 1"	70 mm 2 3/4"	
2CD.231.0035 .xx	350 mm 13 25/32"	375 mm 14 3/4"	25 mm 1"	70 mm 2 3/4"	
▶ 2CD.231.9999 .xx	custom	custom	25 mm 1"	70 mm 2 3/4"	
▶ The additional support is necessary for A > 1050 mm - 45			1 1/4"		
2CD.212.0023 .xx	230 mm 9 1/16"	260 mm 10 1/4"	30 mm 1 3/16"	75 mm 2 15/16"	
• 2CC.206.0030 .xx	300 mm 11 13/16"	330 mm 13"	30 mm 1 3/16"	75 mm 2 15/16"	ONLY PVD
2CD.206.0030 .xx	300 mm 11 13/16"	330 mm 13"	30 mm 1 3/16"	75 mm 2 15/16"	
2CD.213.0032 .xx	320 mm 12 19/32"	350 mm 13 25/32"	30 mm 1 3/16"	75 mm 2 15/16"	
2CD.244.0035 .xx	350 mm 13 25/32"	380 mm 14 31/32"	30 mm 1 3/16"	75 mm 2 15/16"	
2CD.245.0065 .xx	650 mm 25 5/8"	680 mm 26 3/4"	30 mm 1 3/16"	75 mm 2 15/16"	
▶ 2CD.245.9999 .xx	custom	custom	30 mm 1 3/16"	75 mm 2 15/16"	
▶ The additional support is necessary for A > 1550 mm - 61			1 1/2"		
• 2CC.219.0035 .xx	350 mm 13 25/32"	385 mm 15 5/32"	35 mm 1 3/8"	80 mm 3 1/8"	ONLY PVD
2CD.219.0035 .xx	350 mm 13 25/32"	385 mm 15 5/32"	35 mm 1 3/8"	80 mm 3 1/8"	
2CD.256.0065 .xx	650 mm 25 5/8"	685 mm 26 31/32"	35 mm 1 3/8"	80 mm 3 1/8"	
▶ 2CD.256.9999 .xx	custom	custom	35 mm 1 3/8"	80 mm 3 1/8"	
▶ The additional support is necessary for A > 1750 mm - 68			5/16"		
2CC.160.0100 .xx	1000mm 39 3/8"	1040mm 40 15/16"	40 mm 1 9/16"	90 mm 3 1/2"	
▶ 2CC.160.9999 .xx	custom	custom	40 mm 1 9/16"	90 mm 3 1/2"	
▶ The additional support is necessary for A > 2200 mm - 86			5/8"		

.XX = FINISH CODE

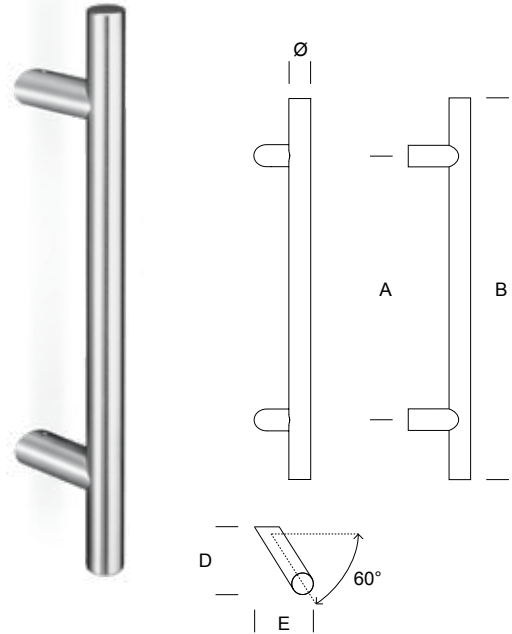
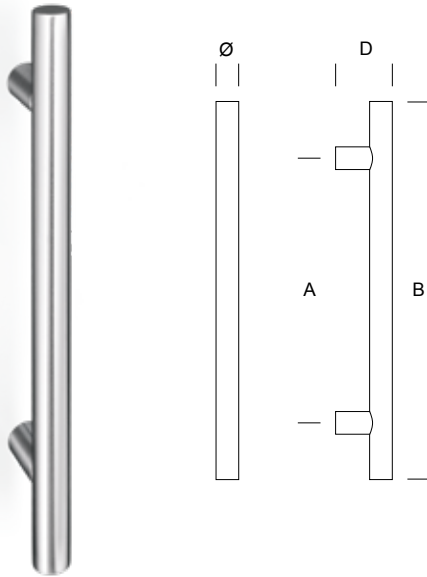
- STAINLESS STEEL
- .43 BRIGHT STAINLESS STEEL (ANSI/BHMA 629 - USD32)
- .44 SATIN STAINLESS STEEL (ANSI/BHMA 630 - USD32D)
- STAINLESS STEEL POWDERCOATED ON REQUEST
- .40 BLACK RAL 9005 - TO MATCH WITH PBA BLACK ALUMINIUM
- .31 WHITE RAL 9010
- .32 GREY
- .38 CHAMPAGNE
- .39 BRONZE - TO MATCH WITH PBA BRONZE ALUMINIUM
- .41 SILVER

.99 COLOURS ON REQUEST TO MATCH ANY RAL # (screws, grub screws and plastic parts non powdercoated) available on request depending on quantities

PVD ON REQUEST ON SELECTED ITEMS = •
 .83 BLACK SATIN
 Colours on demand, minimum lot to be agreed.
 Screws and grub screws not pvd

* = FIXING I page 391

FIXING D page 390



ITEM	A	B	Ø	D	*
• 2CC.010.0020 .xx	200 mm 7 7/8"	350 mm 13 25/32"	16 mm 5/8"	58 mm 2 9/32"	*
• 2CC.011.0025 .xx	250 mm 9 7/8"	400 mm 15 3/4"	16 mm 5/8"	58 mm 2 9/32"	*
▶ • 2CC.011.9999 .xx	custom	custom	16 mm 5/8"	58 mm 2 9/32"	*
▶ The additional support is necessary for A > 900 mm - 35 7/16"					
• 2CC.285.0025 .xx	250 mm 9 7/8"	400 mm 15 3/4"	20 mm 25/32"	65 mm 2 9/16"	
• 2CC.286.0030 .xx	300 mm 11 13/16"	450 mm 17 3/4"	20 mm 25/32"	65 mm 2 9/16"	
▶ • 2CC.286.9999 .xx	custom	custom	20 mm 25/32"	65 mm 2 9/16"	
▶ The additional support is necessary for A > 1000 mm - 39 3/8"					
• 2CC.242.0025 .xx	250 mm 9 7/8"	400 mm 15 3/4"	25 mm 1"	70 mm 2 3/4"	
• 2CC.243.0030 .xx	300 mm 11 13/16"	450 mm 17 3/4"	25 mm 1"	70 mm 2 3/4"	
▶ • 2CC.243.9999 .xx	custom	custom	25 mm 1"	70 mm 2 3/4"	
▶ The additional support is necessary for A > 1050 mm - 45 1/4"					
• 2CC.252.0030 .xx	300 mm 11 3/16"	450 mm 17 3/4"	30 mm 1 3/16"	75 mm 2 15/16"	
• 2CC.253.0035 .xx	350 mm 13 25/32"	500 mm 19 11/16"	30 mm 1 3/16"	75 mm 2 15/16"	
▶ • 2CC.253.9999 .xx	custom	custom	30 mm 1 3/16"	75 mm 2 15/16"	
▶ The additional support is necessary for A > 1550 mm - 61 1/32"					
• 2CC.225.0035 .xx	350 mm 13 25/32"	520 mm 20 1/2"	35 mm 1 3/8"	80 mm 3 1/8"	
• 2CC.226.0055 .xx	550 mm 21 21/32"	720 mm 28 11/32"	35 mm 1 3/8"	80 mm 3 1/8"	
▶ • 2CC.226.9999 .xx	custom	custom	35 mm 1 3/8"	80 mm 3 1/8"	
▶ The additional support is necessary for A > 1750 mm - 68 57/64"					
• 2CC.296.0100 .xx	1000 mm 39 3/8"	1200 mm 47 1/4"	40 mm 1 9/16"	85 mm 3 11/32"	
▶ • 2CC.296.9999 .xx	custom	custom	40 mm 1 9/16"	85 mm 3 11/32"	
▶ The additional support is necessary for A > 2200 mm - 86 5/8"					

ITEM	A	B	Ø	D	E
• 2CC.242.0251 .xx	250 mm 9 7/8"	400 mm 15 3/4"	25 mm 1"	84 mm 3 5/16"	68 mm 2 11/16"
• 2CC.243.0301 .xx	300 mm 11 13/16"	450 mm 17 3/4"	25 mm 1"	84 mm 3 5/16"	68 mm 2 11/16"
▶ • 2CC.243.9991 .xx	custom	custom	25 mm 1"	84 mm 3 5/16"	68 mm 2 11/16"
▶ The additional support is necessary for A > 1050 mm - 45 1/4"					
• 2CC.252.0301 .xx	300 mm 11 13/16"	450 mm 17 3/4"	30 mm 1 3/16"	88 mm 3 1/2"	74 mm 2 29/32"
• 2CC.253.0351 .xx	350 mm 13 25/32"	500 mm 19 11/16"	30 mm 1 3/16"	88 mm 3 1/2"	74 mm 2 29/32"
▶ • 2CC.253.9991 .xx	custom	custom	30 mm 1 3/16"	88 mm 3 1/2"	74 mm 2 29/32"
▶ The additional support is necessary for A > 1550 mm - 61 1/32"					

.XX = FINISH CODE

STAINLESS STEEL

- .43 BRIGHT STAINLESS STEEL (ANSI/BHMA 629 - USD32)
- .44 SATIN STAINLESS STEEL (ANSI/BHMA 630 - USD32D)

STAINLESS STEEL POWDERCOATED ON REQUEST

- .40 BLACK RAL 9005 - TO MATCH WITH PBA BLACK ALUMINIUM
- .31 WHITE RAL 9010
- .32 GREY
- .38 CHAMPAGNE
- .39 BRONZE - TO MATCH WITH PBA BRONZE ALUMINIUM
- .41 SILVER

- .99 COLOURS ON REQUEST TO MATCH ANY RAL # (screws, grub screws and plastic parts non powdercoated) available on request depending on quantities

PVD ON REQUEST ON SELECTED ITEMS = •

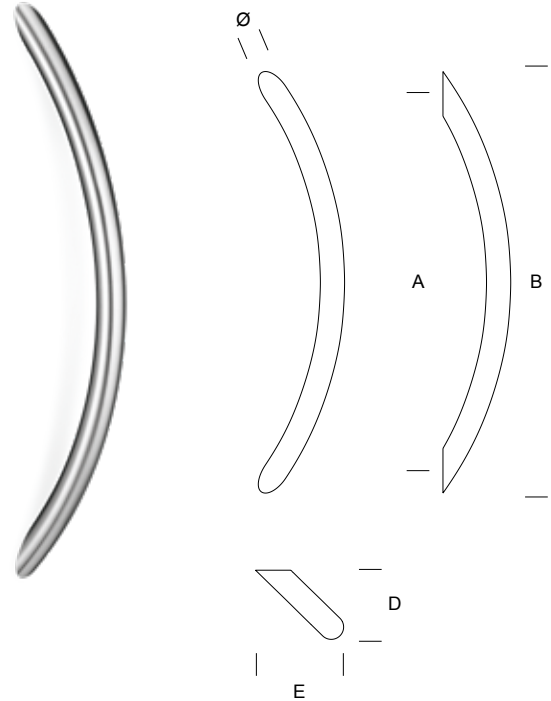
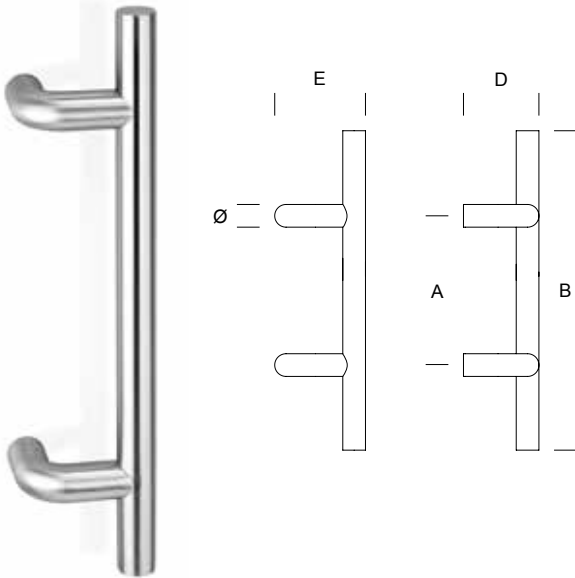
- .83 BLACK SATIN
Colours on demand, minimum lot to be agreed.
Screws and grub screws not pvd

EDGE COMPONENT:

- BLACK FOR DARK COLOUR POWDEL
- GREY FOR LIGHT COLOUR POWDEL AND
- STAINLESS STEEL

* = FIXING I
page 391

FIXING D
page 390



ITEM	A	B	Ø	D	E
• 2CC.291.0025 .xx	250 mm 9 7/8"	400 mm 15 3/4"	20 mm 25/32"	65 mm 2 9/16"	80 mm 3 1/8"
▶ • 2CC.291.9999 .xx	custom	custom	20 mm 25/32"	65 mm 2 9/16"	80 mm 3 1/8"
▶ The additional support is necessary for A > 1000 mm - 39 3/8"					
• 2CD.292.0030 .xx	300 mm 11 13/16"	450 mm 17 3/4"	25 mm 1"	70 mm 2 3/4"	100 mm 4"
▶ • 2CD.292.9999 .xx	custom	custom	25 mm 1"	70 mm 2 3/4"	100 mm 4"
▶ The additional support is necessary for A > 1200 mm - 47 1/4"					
• 2CD.293.0030 .xx	300 mm 11 13/16"	450 mm 17 3/4"	30 mm 1 3/16"	75 mm 2 15/16"	110 mm 4 5/16"
▶ • 2CD.293.9999 .xx	custom	custom	30 mm 1 3/16"	75 mm 2 15/16"	110 mm 4 5/16"
▶ The additional support is necessary for A > 1200 mm - 47 1/4"					
• 2CD.294.0035 .xx	350 mm 13 25/32"	500 mm 19 11/16"	35 mm 1 3/8"	80 mm 3 1/8"	120 mm 4 23/32"
▶ • 2CD.294.9999 .xx	custom	custom	35 mm 1 3/8"	80 mm 3 1/8"	120 mm 4 23/32"
▶ The additional support is necessary for A > 1200 mm - 47 1/4"					

ITEM	A	B	Ø	D	E	*
• 2CC.031.0025 .xx	250 mm 9 7/8"	295 mm 11 5/8"	20 mm 25/32"	50 mm 1 31/32"	70 mm 2 3/4"	* NOT POWDER COATED
• 2CC.032.0030 .xx	300 mm 11 13/16"	350 mm 13 25/32"	20 mm 25/32"	60 mm 2 23/64"	70 mm 2 3/4"	* NOT POWDER COATED
• 2CC.041.0030 .xx	300 mm 11 13/16"	355 mm 14"	25 mm 1"	65 mm 2 9/16"	90 mm 3 1/2"	* NOT POWDER COATED
• 2CC.042.0040 .xx	400 mm 15 3/4"	475 mm 18 11/16"	25 mm 1"	70 mm 2 3/4"	95 mm 3 3/4"	* NOT POWDER COATED
• 2CC.051.0050 .xx	500 mm 19 11/16"	610 mm 24"	30 mm 1 3/16"	75 mm 2 15/16"	95 mm 3 3/4"	NOT POWDER COATED
• 2CC.052.0070 .xx	700 mm 27 9/16"	855 mm 33 11/16"	30 mm 1 3/16"	75 mm 2 15/16"	95 mm 3 3/4"	NOT POWDER COATED

.XX = FINISH CODE

STAINLESS STEEL

- .43 BRIGHT STAINLESS STEEL (ANSI/BHMA 629 - USD32)
- .44 SATIN STAINLESS STEEL (ANSI/BHMA 630 - USD32D)

STAINLESS STEEL POWDERCOATED ON REQUEST

- .40 BLACK RAL 9005 - TO MATCH WITH PBA BLACK ALUMINIUM
- .31 WHITE RAL 9010
- .32 GREY
- .38 CHAMPAGNE
- .39 BRONZE - TO MATCH WITH PBA BRONZE ALUMINIUM
- .41 SILVER

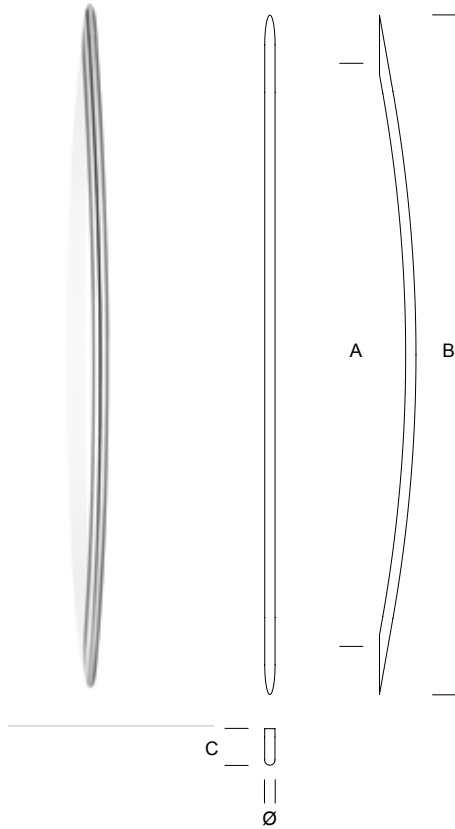
- .99 COLOURS ON REQUEST TO MATCH ANY RAL #
(screws, grub screws and plastic parts non powdercoated)
available on request depending on quantities

PVD ON REQUEST ON SELECTED ITEMS = •

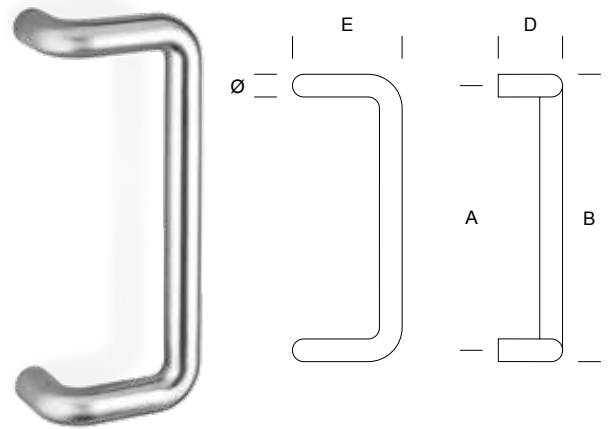
- .83 BLACK SATIN
Colours on demand, minimum lot to be agreed.
Screws and grub screws not pvd

* = FIXING I
page 391

FIXING D
page 390



ITEM	A	B	Ø	C
2CC.063.0170 .xx	1700 mm 67"	1970 mm 77 1/2"	30 mm 1 3/16"	110 mm 4 5/16"
2CC.061.0050 .xx	500 mm 19 11/16"	610 mm 24"	30 mm 1 3/16"	80 mm 3 1/8"



ITEM	A	B	Ø	D	E
• 2CC.274.0020 .xx	200 mm 7 7/8"	220 mm 8 21/32"	20 mm 25/32"	65 mm 2 9/16"	110 mm 4 5/16"
• 2CC.275.0025 .xx	250 mm 9 7/8"	270 mm 10 5/8"	20 mm 25/32"	65 mm 2 9/16"	110 mm 4 5/16"
• 2CC.276.0030 .xx	300 mm 11 13/16"	320 mm 12 19/32"	20 mm 25/32"	65 mm 2 9/16"	110 mm 4 5/16"
• 2CC.277.0035 .xx	350 mm 13 25/32"	370 mm 14 9/16"	20 mm 25/32"	65 mm 2 9/16"	110 mm 4 5/16"
▶ 2CC.277.9999 .xx	custom	custom	20 mm 25/32"	65 mm 2 9/16"	110 mm 4 5/16"
▶ The additional support is necessary for A > 1000 mm - 39 3/8"					
▶ 2CD.207.0020 .xx	200 mm 7 7/8"	225 mm 8 27/32"	25 mm 1"	70 mm 2 3/4"	125 mm 4 15/16"
2CD.232.0025 .xx	250 mm 9 7/8"	275 mm 10 13/16"	25 mm 1"	70 mm 2 3/4"	125 mm 4 15/16"
2CD.233.0030 .xx	300 mm 11 13/16"	325 mm 12 51/64"	25 mm 1"	70 mm 2 3/4"	125 mm 4 15/16"
2CD.234.0035 .xx	350 mm 13 25/32"	375 mm 14 3/4"	25 mm 1"	70 mm 2 3/4"	125 mm 4 15/16"
▶ 2CD.234.9999 .xx	custom	custom	25 mm 1"	70 mm 2 3/4"	125 mm 4 15/16"
▶ The additional support is necessary for A > 1050 mm - 45 1/4"					
▶ 2CD.214.0023 .xx	230 mm 9 1/16"	260 mm 10 1/4"	30 mm 1 3/16"	75 mm 2 15/16"	135 mm 5 5/16"
• 2CC.259.0030 .xx	300 mm 11 13/16"	330 mm 13"	30 mm 1 3/16"	75 mm 2 15/16"	135 mm 5 5/16"
2CD.259.0030 .xx	300 mm 11 13/16"	330 mm 13"	30 mm 1 3/16"	75 mm 2 15/16"	135 mm 5 5/16"
2CD.215.0032 .xx	320 mm 12 19/32"	350 mm 13 25/32"	30 mm 1 3/16"	75 mm 2 15/16"	135 mm 5 5/16"
2CD.246.0035 .xx	350 mm 13 25/32"	380 mm 14 31/32"	30 mm 1 3/16"	75 mm 2 15/16"	135 mm 5 5/16"
2CD.247.0065 .xx	650 mm 25 5/8"	680 mm 26 3/4"	30 mm 1 3/16"	75 mm 2 15/16"	135 mm 5 5/16"
▶ 2CD.247.9999 .xx	custom	custom	30 mm 1 3/16"	75 mm 2 15/16"	135 mm 5 5/16"
▶ The additional support is necessary for A > 1550 mm - 61 1/32"					
▶ 2CC.220.0035 .xx	350 mm 13 25/32"	385 mm 15 5/32"	35 mm 1 3/8"	80 mm 3 1/8"	145 mm 5 23/32"
2CD.220.0035 .xx	350 mm 13 25/32"	385 mm 15 5/32"	35 mm 1 3/8"	80 mm 3 1/8"	145 mm 5 23/32"
2CD.257.0065 .xx	650 mm 25 5/8"	685 mm 26 31/32"	35 mm 1 3/8"	80 mm 3 1/8"	145 mm 5 23/32"
▶ 2CD.257.9999 .xx	custom	custom	35 mm 1 3/8"	80 mm 3 1/8"	145 mm 5 23/32"
▶ The additional support is necessary for A > 1750 mm - 68 57/64"					

.XX = FINISH CODE

STAINLESS STEEL

- .43 BRIGHT STAINLESS STEEL (ANSI/BHMA 629 - USD32)
- .44 SATIN STAINLESS STEEL (ANSI/BHMA 630 - USD32D)

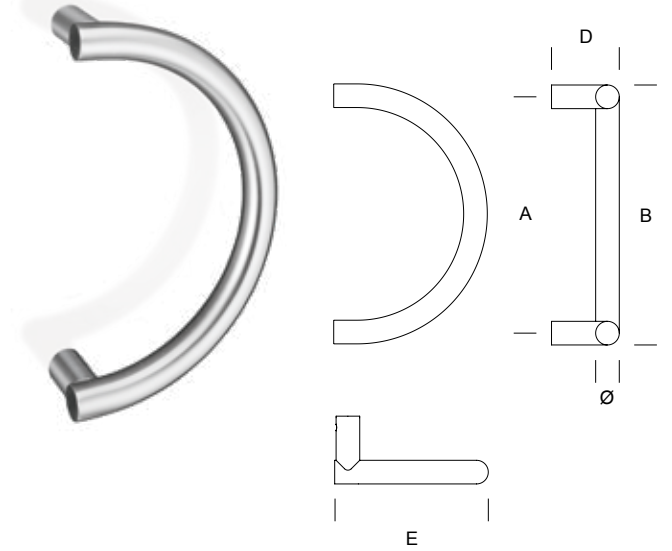
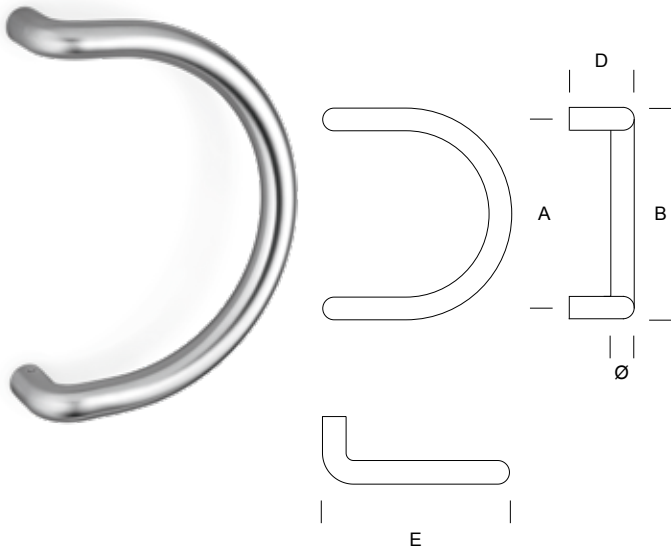
STAINLESS STEEL POWDERCOATED ON REQUEST

- .40 BLACK RAL 9005 - TO MATCH WITH PBA BLACK ALUMINIUM
- .31 WHITE RAL 9010
- .32 GREY
- .38 CHAMPAGNE
- .39 BRONZE - TO MATCH WITH PBA BRONZE ALUMINIUM
- .41 SILVER

- .99 COLOURS ON REQUEST TO MATCH ANY RAL #
(screws, grub screws and plastic parts non powdercoated)
available on request depending on quantities

PVD ON REQUEST ON SELECTED ITEMS = •

- .83 BLACK SATIN
Colours on demand, minimum lot to be agreed.
Screws and grub screws not pvd



ITEM	A	B	Ø	D	E	
• 2CC.278.0025 .xx	250 mm 9 7/8"	270 mm 10 5/8"	20 mm 25/32"	65 mm 2 9/16"	195 mm 7 11/16"	
• 2CC.279.0030 .xx	300 mm 11 13/16"	320 mm 12 19/32"	20 mm 25/32"	65 mm 2 9/16"	215 mm 8 15/32"	
2CD.208.0015 .xx	150 mm 5 15/16"	175 mm 6 7/8"	25 mm 1"	70 mm 2 3/4"	150 mm 5 15/16"	
2CD.235.0025 .xx	250 mm 9 7/8"	275 mm 10 13/16"	25 mm 1"	70 mm 2 3/4"	215 mm 8 15/32"	
2CD.236.0030 .xx	300 mm 11 13/16"	325 mm 12 51/64"	25 mm 1"	70 mm 2 3/4"	230 mm 9 1/16"	
2CD.216.0023 .xx	230 mm 9 1/16"	260 mm 10 1/4"	30 mm 1 3/16"	75 mm 2 15/16"	210 mm 8 1/4"	
2CD.248.0025 .xx	250 mm 9 7/8"	280 mm 11 1/32"	30 mm 1 3/16"	75 mm 2 15/16"	220 mm 8 21/32"	
2CD.223.0030 .xx	300 mm 11 13/16"	330 mm 13"	30 mm 1 3/16"	75 mm 2 15/16"	260 mm 10 1/4"	
• 2CC.223.0030 .xx	300 mm 11 13/16"	330 mm 13"	30 mm 1 3/16"	75 mm 2 15/16"	260 mm 10 1/4"	ONLY PVD
2CD.224.0035 .xx	350 mm 13 25/32"	380 mm 14 31/32"	30 mm 1 3/16"	75 mm 2 15/16"	265 mm 10 7/16"	
2CD.221.0035 .xx	350 mm 13 25/32"	385 mm 15 5/32"	35 mm 1 3/8"	80 mm 3 1/8"	285 mm 11 1/4"	
• 2CC.221.0035 .xx	350 mm 13 25/32"	385 mm 15 5/32"	35 mm 1 3/8"	80 mm 3 1/8"	285 mm 11 1/4"	ONLY PVD

ITEM	A	B	Ø	D	E	
• 2CC.280.0025 .xx	250 mm 9 7/8"	270 mm 10 5/8"	20 mm 25/32"	65 mm 2 9/16"	160 mm 6 5/16"	
• 2CC.281.0030 .xx	300 mm 11 13/16"	320 mm 12 19/32"	20 mm 25/32"	65 mm 2 9/16"	180 mm 7 5/64"	
• 2CC.237.0025 .xx	250 mm 9 7/8"	275 mm 10 13/16"	25 mm 1"	70 mm 2 3/4"	160 mm 6 5/16"	
• 2CC.238.0030 .xx	300 mm 11 13/16"	325 mm 12 51/64"	25 mm 1"	70 mm 2 3/4"	180 mm 7 5/64"	
• 2CC.249.0025 .xx	250 mm 9 7/8"	280 mm 11 1/32"	30 mm 1 3/16"	75 mm 2 15/16"	160 mm 6 5/16"	
• 2CC.250.0030 .xx	300 mm 11 13/16"	330 mm 13"	30 mm 1 3/16"	75 mm 2 15/16"	180 mm 7 5/64"	
• 2CC.258.0035 .xx	350 mm 13 25/32"	385 mm 15 5/32"	35 mm 1 3/8"	80 mm 3 1/8"	210 mm 8 1/4"	

.XX = FINISH CODE

STAINLESS STEEL

- .43 BRIGHT STAINLESS STEEL (ANSI/BHMA 629 - USD32)
- .44 SATIN STAINLESS STEEL (ANSI/BHMA 630 - USD32D)

STAINLESS STEEL POWDERCOATED ON REQUEST

- .40 BLACK RAL 9005 - TO MATCH WITH PBA BLACK ALUMINIUM
- .31 WHITE RAL 9010
- .32 GREY
- .38 CHAMPAGNE
- .39 BRONZE - TO MATCH WITH PBA BRONZE ALUMINIUM
- .41 SILVER

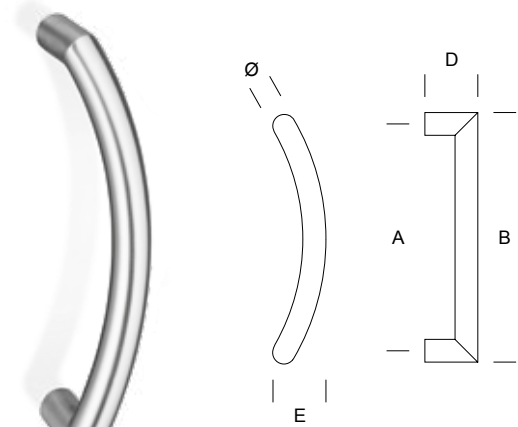
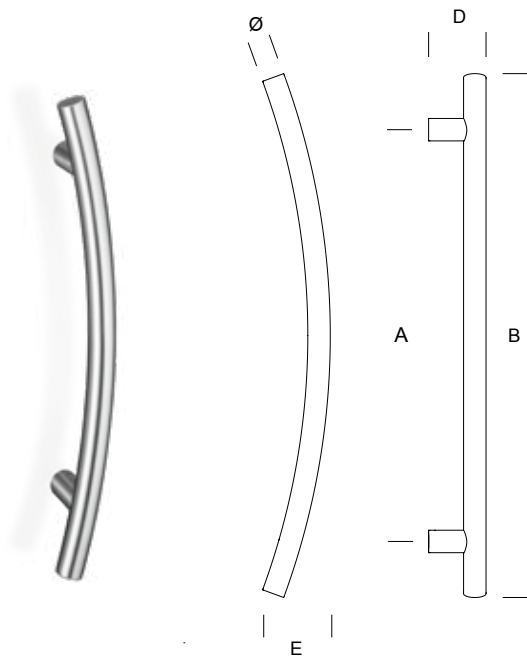
- .99 COLOURS ON REQUEST TO MATCH ANY RAL #
(screws, grub screws and plastic parts non powdercoated)
available on request depending on quantities

PVD ON REQUEST ON SELECTED ITEMS = ●

- .83 BLACK SATIN
Colours on demand, minimum lot to be agreed.
Screws and grub screws not pvd

EDGE COMPONENT:

BLACK FOR DARK COLOUR POWDEL GREY FOR LIGHT COLOUR POWDEL AND STAINLESS STEEL



ITEM	A	B	Ø	D	E
• 2CC.150.0035 .xx	350 mm 13 25/32"	500 mm 19 11/16"	25 mm 1"	70 mm 2 3/4"	65 mm 2 9/16"
• 2CC.151.0045 .xx	450 mm 17 3/4"	600 mm 23 5/8"	25 mm 1"	70 mm 2 3/4"	70 mm 2 3/4"
• 2CC.152.0045 .xx	450 mm 17 3/4"	600 mm 23 5/8"	30 mm 1 3/16"	75 mm 2 15/16"	70 mm 2 3/4"
• 2CC.153.0055 .xx	550 mm 21 21/32"	700 mm 27 9/16"	30 mm 1 3/16"	75 mm 2 15/16"	90 mm 3 1/2"

ITEM	A	B	Ø	D	E
• 2CC.263.0030 .xx	300 mm 11 13/16"	320 mm 12 19/32"	20 mm 25/32"	62 mm 2 7/16"	60 mm 2 23/64"
• 2CC.261.0025 .xx	250 mm 9 7/8"	275 mm 10 13/16"	25 mm 1"	65 mm 2 9/16"	60 mm 2 23/64"
• 2CC.262.0050 .xx	500 mm 19 11/16"	525 mm 20 11/16"	25 mm 1"	65 mm 2 9/16"	90 mm 3 1/2"
• 2CC.201.0030 .xx	300 mm 11 13/16"	330 mm 13"	30 mm 1 3/16"	70 mm 2 3/4"	70 mm 2 3/4"
• 2CC.227.0035 .xx	350 mm 13 25/32"	380 mm 14 31/32"	30 mm 1 3/16"	70 mm 2 3/4"	85 mm 3 11/32"
• 2CC.264.0050 .xx	500 mm 19 11/16"	530 mm 20 7/8"	30 mm 1 3/16"	70 mm 2 3/4"	110 mm 4 5/16"
• 2CC.202.0060 .xx	600 mm 23 5/8"	630 mm 24 13/16"	30 mm 1 3/16"	70 mm 2 3/4"	105 mm 4 1/8"
• 2CC.203.0035 .xx	350 mm 13 25/32"	385 mm 15 5/32"	35 mm 1 3/8"	75 mm 2 15/16"	80 mm 3 1/8"
• 2CC.204.0070 .xx	700 mm 27 9/16"	735 mm 28 15/16"	35 mm 1 3/8"	75 mm 2 15/16"	125 mm 4 15/16"

.XX = FINISH CODE

STAINLESS STEEL

- .43 BRIGHT STAINLESS STEEL (ANSI/BHMA 629 - USD32)
- .44 SATIN STAINLESS STEEL (ANSI/BHMA 630 - USD32D)

STAINLESS STEEL POWDERCOATED ON REQUEST

- .40 BLACK RAL 9005 - TO MATCH WITH PBA BLACK ALUMINIUM
- .31 WHITE RAL 9010
- .32 GREY
- .38 CHAMPAGNE
- .39 BRONZE - TO MATCH WITH PBA BRONZE ALUMINIUM
- .41 SILVER

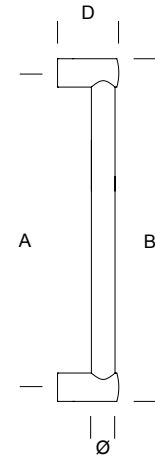

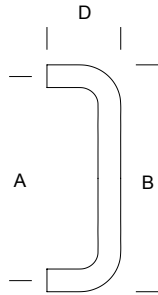
- .99 COLOURS ON REQUEST TO MATCH ANY RAL #
(screws, grub screws and plastic parts non powdercoated)
available on request depending on quantities

PVD ON REQUEST ON SELECTED ITEMS = ●

- .83 BLACK SATIN
Colours on demand, minimum lot to be agreed.
Screws and grub screws not pvd

EDGE COMPONENT:

BLACK FOR DARK COLOUR POWDEL GREY FOR LIGHT COLOUR POWDEL AND STAINLESS STEEL



ITEM	A	B	Ø	D	E
• 2CC.101.0018 .xx	180 mm 7 5/64"	200 mm 7 7/8"	20 mm 25/32"	65 mm 2 9/16"	50 mm 1 31/32"
• 2CC.102.0023 .xx	230 mm 9 1/16"	250 mm 9 7/8"	20 mm 25/32"	65 mm 2 9/16"	60 mm 2 23/64"

ITEM	A	B	Ø	C	D
• 2CC.110.0050 .xx	500 mm 19 11/16"	530 mm 20 7/8"	25 mm 1"	30 mm 1 3/16"	65 mm 2 9/16"
▶ • 2CC.110.9999 .xx	custom	custom	25mm 1"	30 mm 1 3/16"	65 mm 2 9/16"
▶ The additional support is necessary for A > 1050 mm - 45 1/4"					
• 2CC.120.0065 .xx	650 mm 25 5/8"	685 mm 26 31/32"	30 mm 1 3/16"	35 mm 1 3/8"	70 mm 2 3/4"
▶ • 2CC.120.9999 .xx	custom	custom	30 mm 1 3/16"	35mm 1 3/8"	70 mm 2 3/4"
▶ The additional support is necessary for A > 1550 mm - 61 1/32"					

.XX = FINISH CODE

STAINLESS STEEL

- .43 BRIGHT STAINLESS STEEL (ANSI/BHMA 629 - USD32)
- .44 SATIN STAINLESS STEEL (ANSI/BHMA 630 - USD32D)

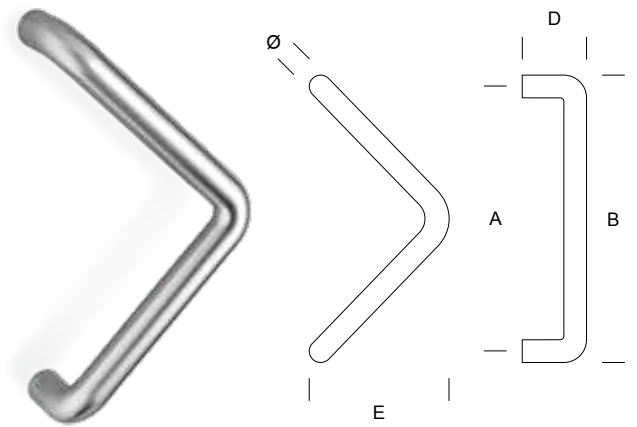
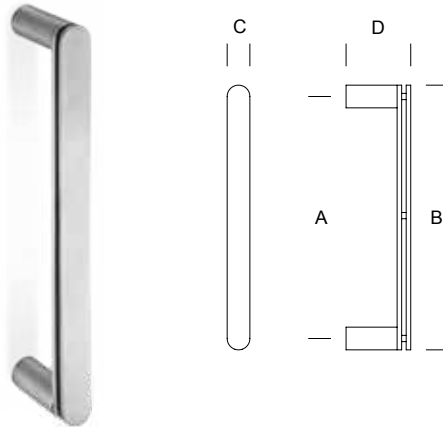
STAINLESS STEEL POWDERCOATED ON REQUEST

- .40 BLACK RAL 9005 - TO MATCH WITH PBA BLACK ALUMINIUM
- .31 WHITE RAL 9010
- .32 GREY
- .38 CHAMPAGNE
- .39 BRONZE - TO MATCH WITH PBA BRONZE ALUMINIUM
- .41 SILVER

- .99 COLOURS ON REQUEST TO MATCH ANY RAL #
(screws, grub screws and plastic parts non powdercoated)
available on request depending on quantities

PVD ON REQUEST ON SELECTED ITEMS = •

- .83 BLACK SATIN
Colours on demand, minimum lot to be agreed.
Screws and grub screws not pvd



ITEM	A	B	C	D	
2CC.015.0025 .xx	250 mm 9 7/8"	270 mm 10 5/8"	20 mm 25/32"	57 mm 2 1/4"	NOT POWDER COATED

ITEM	A	B	Ø	D	E	
• 2CC.282.0030 .xx	300 mm 11 13/16"	320 mm 12 19/32"	20 mm 25/32"	65 mm 2 9/16"	160 mm 6 5/16"	
• 2CC.283.0035 .xx	350 mm 13 25/32"	370 mm 14 9/16"	20 mm 25/32"	65 mm 2 9/16"	180 mm 7 5/64"	
2CD.239.0030 .xx	300 mm 11 13/16"	325 mm 12 51/64"	25 mm 1"	70 mm 2 3/4"	165 mm 6 1/2"	
2CD.240.0035 .xx	350 mm 13 25/32"	375 mm 14 3/4"	25 mm 1"	70 mm 2 3/4"	190 mm 7 15/32"	
2CD.289.0030 .xx	300 mm 11 13/16"	330 mm 13"	30 mm 1 3/16"	75 mm 2 15/16"	170 mm 6 11/16"	
• 2CC.251.0035 .xx	350 mm 13 25/32"	380 mm 14 31/32"	30 mm 1 3/16"	75 mm 2 15/16"	195 mm 7 11/16"	ONLY PVD
2CD.251.0035 .xx	350 mm 13 25/32"	380 mm 14 31/32"	30 mm 1 3/16"	75 mm 2 15/16"	195 mm 7 11/16"	
2CD.222.0042 .xx	425 mm 16 3/4"	460 mm 18 1/8"	35 mm 1 3/8"	80 mm 3 1/8"	235 mm 9 1/4"	

.XX = FINISH CODE

STAINLESS STEEL

- .43 BRIGHT STAINLESS STEEL (ANSI/BHMA 629 - USD32)
- .44 SATIN STAINLESS STEEL (ANSI/BHMA 630 - USD32D)

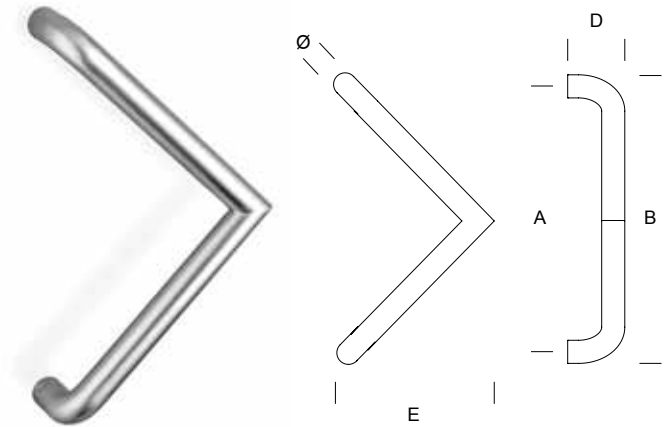
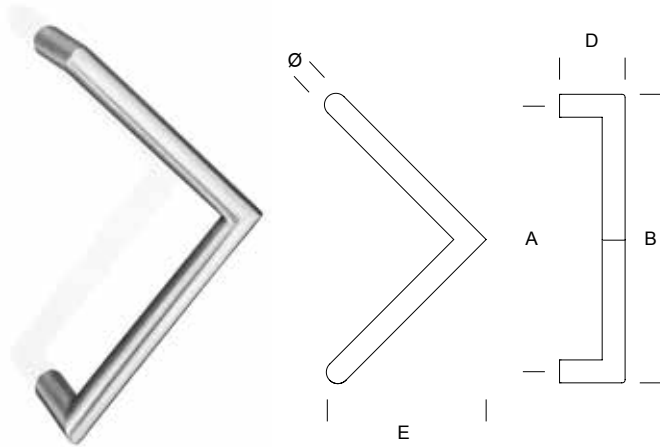
STAINLESS STEEL POWDERCOATED ON REQUEST

- .40 BLACK RAL 9005 - TO MATCH WITH PBA BLACK ALUMINIUM
- .31 WHITE RAL 9010
- .32 GREY
- .38 CHAMPAGNE
- .39 BRONZE - TO MATCH WITH PBA BRONZE ALUMINIUM
- .41 SILVER

- .99 COLOURS ON REQUEST TO MATCH ANY RAL #
(screws, grub screws and plastic parts non powdercoated)
available on request depending on quantities

PVD ON REQUEST ON SELECTED ITEMS = •

- .83 BLACK SATIN
Colours on demand, minimum lot to be agreed.
Screws and grub screws not pvd



ITEM	A	B	Ø	D	E
• 2CC.130.0030 .xx	300 mm 11 13/16"	325 mm 12 51/64"	25 mm 1"	70 mm 2 3/4"	180 mm 7 5/64"
• 2CC.131.0035 .xx	350 mm 13 25/32"	380 mm 14 31/32"	30 mm 1 3/16"	80 mm 3 1/8"	210 mm 8 1/4"
• 2CC.132.0042 .xx	425 mm 16 3/4"	460 mm 18 1/8"	35 mm 1 3/8"	85 mm 3 11/32"	250 mm 9 7/8"

ITEM	A	B	Ø	D	E
2CD.140.0030 .xx	300 mm 11 13/16"	325 mm 12 51/64"	25 mm 1"	70 mm 2 3/4"	180 mm 7 5/64"
2CD.141.0035 .xx	350 mm 13 25/32"	380 mm 14 31/32"	30 mm 1 3/16"	75 mm 2 15/16"	210 mm 8 1/4"
2CD.142.0042 .xx	425 mm 16 3/4"	460 mm 18 1/8"	35 mm 1 3/8"	80 mm 3 1/8"	255 mm 10 1/32"

.XX = FINISH CODE

STAINLESS STEEL

- .43 BRIGHT STAINLESS STEEL (ANSI/BHMA 629 - USD32)
- .44 SATIN STAINLESS STEEL (ANSI/BHMA 630 - USD32D)

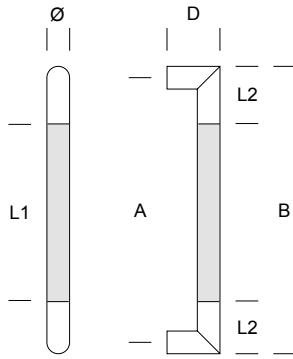
STAINLESS STEEL POWDERCOATED ON REQUEST

- .40 BLACK RAL 9005 - TO MATCH WITH PBA BLACK ALUMINIUM
- .31 WHITE RAL 9010
- .32 GREY
- .38 CHAMPAGNE
- .39 BRONZE - TO MATCH WITH PBA BRONZE ALUMINIUM
- .41 SILVER

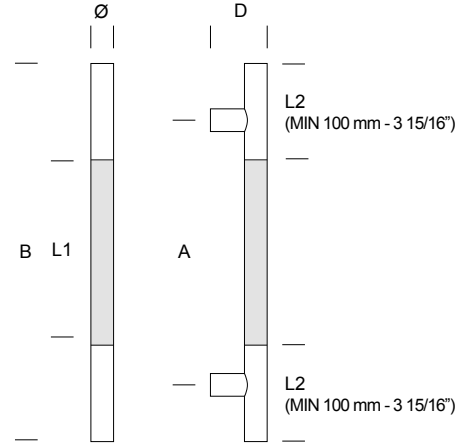
- .99 COLOURS ON REQUEST TO MATCH ANY RAL #
(screws, grub screws and plastic parts non powdercoated)
available on request depending on quantities

PVD ON REQUEST ON SELECTED ITEMS = ●

- .83 BLACK SATIN
Colours on demand, minimum lot to be agreed.
Screws and grub screws not pvd



□ SATIN STAINLESS STEEL
 □ BRIGHT STAINLESS STEEL



□ SATIN STAINLESS STEEL
 □ BRIGHT STAINLESS STEEL

ITEM	A	B	Ø	D=L2	L1
▶ 2CC.260.9999.45	custom	custom	20 mm 25/32"	60 mm 2 23/64"	
▶ The additional support is necessary for A > 1000 mm - 39 3/8"					
▶ 2CC.265.0030.45	300 mm 11 13/16"	325 mm 12 51/64"	25 mm 1"	65 mm 2 9/16"	195 mm 7 43/64"
▶ 2CC.265.9999.45	custom	custom	25 mm 1"	65 mm 2 9/16"	
▶ The additional support is necessary for A > 1050 mm - 45 1/4"					
▶ 2CC.267.0035.45	350 mm 13 25/32"	380 mm 14 31/32"	30 mm 1 3/16"	70 mm 2 3/4"	240 mm 9 29/64"
▶ 2CC.267.9999.45	custom	custom	30 mm 1 3/16"	70 mm 2 3/4"	
▶ The additional support is necessary for A > 1550 mm - 61 1/32"					
▶ 2CC.268.0035.45	350 mm 13 25/32"	385 mm 15 5/32"	35 mm 1 3/8"	75 mm 2 15/16"	235 mm 9 1/4"
▶ 2CC.268.9999.45	custom	custom	35 mm 1 3/8"	75 mm 2 15/16"	
▶ The additional support is necessary for A > 1750 mm - 68 57/64"					

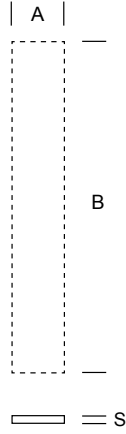
ITEM	A	B	Ø	D	L1	L2	*
▶ 2CC.011.9999.45	custom	custom	16 mm 5/8"	58 mm 2 9/32"			*
▶ The additional support is necessary for A > 900 mm - 35 7/16"							
▶ 2CC.285.0025.45	250 mm 9 7/8"	400 mm 15 3/4"	20 mm 25/32"	65 mm 2 9/16"	200 mm 7 9/32"	100 mm 3 15/16"	
▶ 2CC.286.0030.45	300 mm 11 13/16"	450 mm 17 3/4"	20 mm 25/32"	65 mm 2 9/16"	250 mm 9 7/8"	100 mm 3 15/16"	
▶ 2CC.286.9999.45	custom	custom	20 mm 25/32"	65 mm 2 9/16"			
▶ The additional support is necessary for A > 1000 mm - 39 3/8"							
▶ 2CC.242.0025.45	250 mm 9 7/8"	400 mm 15 3/4"	25 mm 1"	70 mm 2 3/4"	200 mm 7 9/32"	100 mm 3 15/16"	
▶ 2CC.243.0030.45	300 mm 11 13/16"	450 mm 17 3/4"	25 mm 1"	70 mm 2 3/4"	250 mm 9 7/8"	100 mm 3 15/16"	
▶ 2CC.243.9999.45	custom	custom	25 mm 1"	70 mm 2 3/4"			
▶ The additional support is necessary for A > 1050 mm - 45 1/4"							
▶ 2CC.252.0030.45	300 mm 11 3/16"	450 mm 17 3/4"	30 mm 1 3/16"	75 mm 2 15/16"	250 mm 9 7/8"	100 mm 3 15/16"	
▶ 2CC.253.0035.45	350 mm 13 25/32"	500 mm 19 11/16"	30 mm 1 13/16"	75 mm 2 15/16"	300 mm 11 3/16"	100 mm 3 15/16"	
▶ 2CC.253.9999.45	custom	custom	30 mm 1 3/16"	75 mm 2 15/16"			
▶ The additional support is necessary for A > 1550 mm - 61 1/32"							
▶ 2CC.225.0035.45	350 mm 13 25/32"	520 mm 20 1/2"	35 mm 1 3/8"	80 mm 3 1/8"	320 mm 12 5/8"	100 mm 3 15/16"	
▶ 2CC.226.0055.45	550 mm 21 21/32"	720 mm 28 11/32"	35 mm 1 3/8"	80 mm 3 1/8"	520 mm 20 1/2"	100 mm 3 15/16"	
▶ 2CC.226.9999.45	custom	custom	35 mm 1 3/8"	80 mm 3 1/8"			
▶ The additional support is necessary for A > 1750 mm - 68 57/64"							

FINISH CODE

.45 STAINLESS STEEL
 BRIGHT STAINLESS STEEL (ANSI/BHMA 629 - USD32) + SATIN STAINLESS STEEL (ANSI/BHMA 630 - USD32D)

* = FIXING I
 page 391

FIXING D
 page 390



ITEM	A	B	S
2MM.PLA.9999 .xx	custom	custom	2 mm 5/64"

.XX = FINISH CODE

STAINLESS STEEL

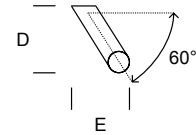
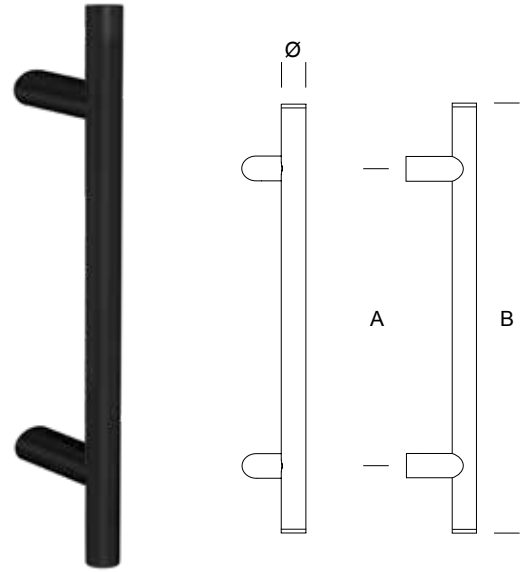
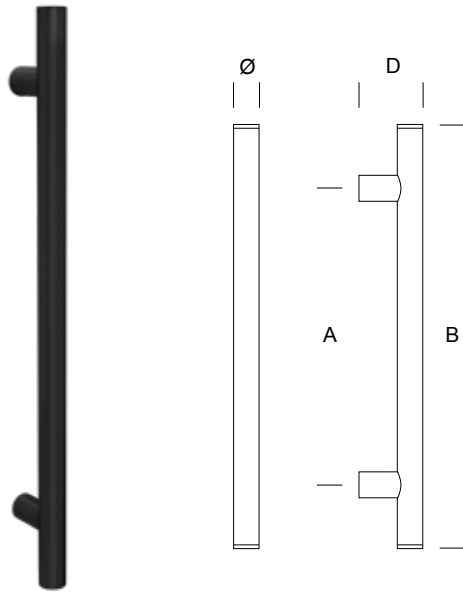
- .43 BRIGHT STAINLESS STEEL (ANSI/BHMA 629 - USD32)
- .44 SATIN STAINLESS STEEL (ANSI/BHMA 630 - USD32D)

STAINLESS STEEL POWDERCOATED ON REQUEST

- .40 BLACK RAL 9005 - TO MATCH WITH PBA BLACK ALUMINIUM
- .31 WHITE RAL 9010
- .32 GREY
- .38 CHAMPAGNE
- .39 BRONZE - TO MATCH WITH PBA BRONZE ALUMINIUM
- .41 SILVER


- .99 COLOURS ON REQUEST TO MATCH ANY RAL #
(screws, grub screws and plastic parts non powdercoated)
available on request depending on quantities





ITEM	A	B	Ø	D
2AT.242.0025 .xx	250 mm 9 7/8"	400 mm 15 3/4"	25 mm 1"	70 mm 2 3/4"
2AT.243.0030 .xx	300 mm 11 13/16"	450 mm 17 3/4"	25 mm 1"	70 mm 2 3/4"
* 2AT.243.9999 .xx	custom	custom	25 mm 1"	70 mm 2 3/4"
* The additional support is necessary for A > 500 mm - 19 11/16"				
2AT.252.0030 .xx	300 mm 11 3/16"	450 mm 17 3/4"	30 mm 1 3/16"	75 mm 2 15/16"
2AT.253.0035 .xx	350 mm 13 25/32"	500 mm 19 11/16"	30 mm 1 13/16"	75 mm 2 15/16"
* 2AT.253.9999 .xx	custom	custom	30 mm 1 3/16"	75 mm 2 15/16"
* The additional support is necessary for A > 600 mm - 23 5/8"				
2AT.225.0035 .xx	350 mm 13 25/32"	520 mm 20 1/2"	35 mm 1 3/8"	80 mm 3 1/8"
2AT.226.0055 .xx	550 mm 21 21/32"	720 mm 28 11/32"	35 mm 1 3/8"	80 mm 3 1/8"
* 2AT.226.9999 .xx	custom	custom	35 mm 1 3/8"	80 mm 3 1/8"
* The additional support is necessary for A > 800 mm - 31 1/2"				

ITEM	A	B	Ø	D	E
2AT.242.0251 .xx	250 mm 9 7/8"	400 mm 15 3/4"	25 mm 1"	84 mm 3 5/16"	68 mm 2 11/16"
2AT.243.0301 .xx	300 mm 11 13/16"	450 mm 17 3/4"	25 mm 1"	84 mm 3 5/16"	68 mm 2 11/16"
* 2AT.243.9991 .xx	custom	custom	25 mm 1"	84 mm 3 5/16"	68 mm 2 11/16"
* The additional support is necessary for A > 500 mm - 19 11/16"					
2AT.252.0301 .xx	300 mm 11 13/16"	450 mm 17 3/4"	30 mm 1 3/16"	88 mm 3 1/2"	74 mm 2 29/32"
2AT.253.0351 .xx	350 mm 13 25/32"	500 mm 19 11/16"	30 mm 1 3/16"	88 mm 3 1/2"	74 mm 2 29/32"
* 2AT.253.9991 .xx	custom	custom	30 mm 1 3/16"	88 mm 3 1/2"	74 mm 2 29/32"
* The additional support is necessary for A > 600 mm - 23 5/8"					

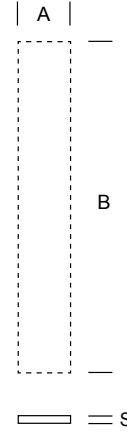
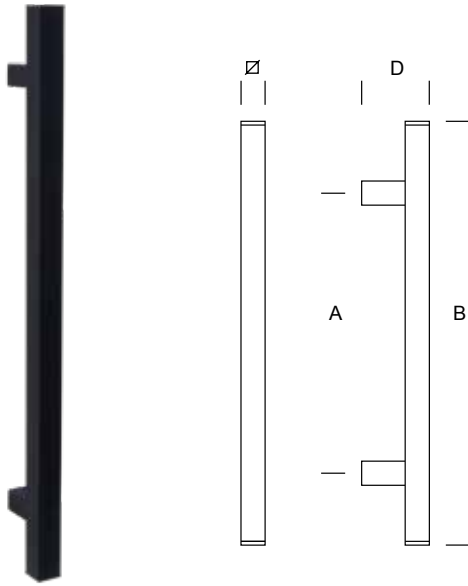


.XX = FINISH CODE

- .67 ALUMINIUM BRONZE
- .68 BLACK
- .69 SILVER


EDGE COMPONENT:
BLACK FOR DARK COLOUR POWDEL
GREY FOR LIGHT COLOUR POWDEL

* THE ADDITIONAL SUPPORT IS NECESSARY FOR ALL THE PRODUCTS MARKED WITH *
IF THE CUSTOMER DOES NOT ACCEPT THE ADDITIONAL SUPPORT PBA CANNOT
GUARANTEE THE SECURITY AND THE DURATION OF THE FIXING



ITEM	A	B	Ø	D
2AQ.111.0030 .xx	300 mm 11 13/16"	450 mm 17 3/4"	25 mm 1"	70 mm 2 3/4"
2AQ.112.0035 .xx	350 mm 13 25/32"	500 mm 19 11/16"	25 mm 1"	70 mm 2 3/4"
* 2AQ.112.9999 .xx	custom	custom	25 mm 1"	70 mm 2 3/4"
* The additional support is necessary for A > 650 mm - 25 5/8"				
2AQ.121.0050 .xx	500 mm 19 11/16"	650 mm 25 5/8"	30 mm 1 3/16"	75 mm 2 15/16"
* 2AQ.121.9999 .xx	custom	custom	30 mm 1 3/16"	75 mm 2 15/16"
* The additional support is necessary for A > 800 mm - 31 1/2"				
2AQ.131.0060 .xx	600 mm 23 5/8"	770 mm 30 5/16"	35 mm 1 3/8"	80 mm 3 1/8"
* 2AQ.131.9999 .xx	custom	custom	35 mm 1 3/8"	80 mm 3 1/8"
* The additional support is necessary for A > 1000 mm - 39 3/8"				

ITEM	A	B	S
2MM.PLA.9999 .xx	custom	custom	2 mm 5/64"



.XX = FINISH CODE

- ALUMINIUM
- .67 BRONZE
- .68 BLACK
- .69 SILVER

EDGE COMPONENT:
BLACK FOR DARK COLOUR POWDEL
GREY FOR LIGHT COLOUR POWDEL

* THE ADDITIONAL SUPPORT IS NECESSARY FOR ALL THE PRODUCTS MARKED WITH *, IF THE CUSTOMER DOES NOT ACCEPT THE ADDITIONAL SUPPORT PBA CANNOT GUARANTEE THE SECURITY AND THE DURATION OF THE FIXING

.XX = FINISH CODE

- STAINLESS STEEL
- .43 BRIGHT STAINLESS STEEL (ANSI/BHMA 629 - USD32)
- .44 SATIN STAINLESS STEEL (ANSI/BHMA 630 - USD32D)
- STAINLESS STEEL POWDERCOATED ON REQUEST
- .40 BLACK RAL 9005 - TO MATCH WITH PBA BLACK ALUMINIUM
- .31 WHITE RAL 9010
- .32 GREY
- .38 CHAMPAGNE
- .39 BRONZE - TO MATCH WITH PBA BRONZE ALUMINIUM
- .41 SILVER
- .99 COLOURS ON REQUEST TO MATCH ANY RAL #
(screws, grub screws and plastic parts non powdercoated)
available on request depending on quantities

INSURE

LOG SERVICE STANDARD



Example of writing on round aluminium profile

ITEM
2CC.LOG.0001.00

Through laser cut writing
Font: Arial, Type: Regular, Size = 10 pt, Space = 12 pt
No limit of alphanumeric characters

LOG SERVICE CUSTOM



Example of logo on square satined stainless steel profile

ITEM
2CC.LOG.9999.00

Laser cut writing or Logo - Customized font and sizes
No limit of alphanumeric characters
The drawing must be submitted by the customer.
pba reserves the right to evaluate the feasibility

Satin Bright

.XX = FINISH CODE

STAINLESS STEEL

.44 SATIN
.43 BRIGHT

Bronze Black Silver

.XX = FINISH CODE

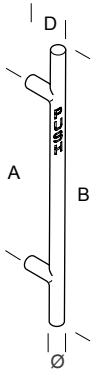
ALUMINIUM

.67 BRONZE
.68 BLACK
.69 SILVER

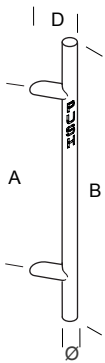
HOW TO ORDER



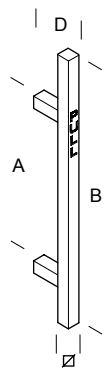
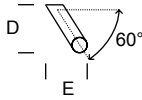
2CC.LOG.0001.00



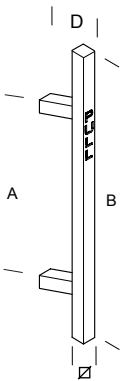
ITEM	A	B	Ø	D	LOG SERVICE STANDARD	LOG SERVICE CUSTOM
2CC.253.9999 .xx	custom	custom	30 mm 1 3/16"	75 mm 2 15/16"	+ 2CC.LOG.0001.00	+ 2CC.LOG.9999.00
The additional support is necessary for A > 1550 mm - 61 1/32"						
2CC.226.9999 .xx	custom	custom	35 mm 1 3/8"	80 mm 3 1/8"	+ 2CC.LOG.0001.00	+ 2CC.LOG.9999.00
The additional support is necessary for A > 1750 mm - 68 57/64"						
2CC.296.9999 .xx	custom	custom	40 mm 1 37/64"	85 mm 3 11/32"	+ 2CC.LOG.0001.00	+ 2CC.LOG.9999.00
The additional support is necessary for A > 2200 mm - 86 5/8"						




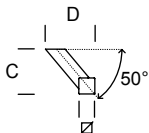
ITEM	A	B	Ø	D	E	LOG SERVICE STANDARD	LOG SERVICE CUSTOM
2CC.253.9991 .xx	custom	custom	30 mm 1 3/16"	88 mm 3 1/2"	74 mm 2 29/32"	+ 2CC.LOG.0001.00	+ 2CC.LOG.9999.00
The additional support is necessary for A > 1550 mm - 61 1/32"							



ITEM	A	B	Ø	D	LOG SERVICE STANDARD	LOG SERVICE CUSTOM
2CQ.121.9999 .xx	custom	custom	30 mm 1 3/16"	75 mm 2 15/16"	+ 2CC.LOG.0001.00	+ 2CC.LOG.9999.00
The additional support is necessary for A > 1600 mm - 62 63/64"						
2CQ.131.9999 .xx	custom	custom	35 mm 1 3/8"	80 mm 3 1/8"	+ 2CC.LOG.0001.00	+ 2CC.LOG.9999.00
The additional support is necessary for A > 1800 mm - 70 55/64"						
2CQ.141.9999 .xx	custom	custom	40 mm 1 37/64"	85 mm 3 11/32"	+ 2CC.LOG.0001.00	+ 2CC.LOG.9999.00
The additional support is necessary for A > 2000 mm - 78 47/64"						



ITEM	A	B	Ø	C	D	LOG SERVICE STANDARD	LOG SERVICE CUSTOM
2CQ.121.9991 .xx	custom	custom	30 mm 1 3/16"	75 mm 2 15/16"	84 mm 3 5/16"	+ 2CC.LOG.0001.00	+ 2CC.LOG.9999.00
The additional support is necessary for A > 1200 mm - 47 1/4"							

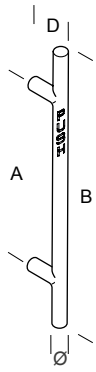


.XX = FINISH CODE
STAINLESS STEEL
.44 SATIN
.43 BRIGHT

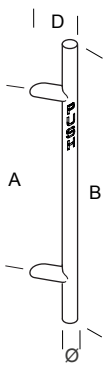
HOW TO ORDER



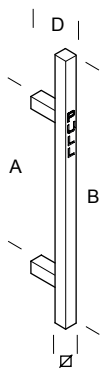
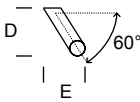
2CC.LOG.0001.00



ITEM	A	B	Ø	D	LOG SERVICE STANDARD	LOG SERVICE CUSTOM
2AT.253.9999 .xx	custom	custom	30 mm 1 3/16"	75 mm 2 15/16"	+ 2CC.LOG.0001.00	+ 2CC.LOG.9999.00
The additional support is necessary for A > 600 mm - 23 5/8"						
2AT.226.9999 .xx	custom	custom	35 mm 1 3/8"	80 mm 3 1/8"	+ 2CC.LOG.0001.00	+ 2CC.LOG.9999.00
The additional support is necessary for A > 800 mm - 31 1/2"						



ITEM	A	B	Ø	D	E	LOG SERVICE STANDARD	LOG SERVICE CUSTOM
2AT.253.9991 .xx	custom	custom	30 mm 1 3/16"	88 mm 3 1/2"	74 mm 2 29/32"	+ 2CC.LOG.0001.00	+ 2CC.LOG.9999.00
The additional support is necessary for A > 600 mm - 23 5/8"							



ITEM	A	B	Ø	D	LOG SERVICE STANDARD	LOG SERVICE CUSTOM
2AQ.121.9999 .xx	custom	custom	30 mm 1 3/16"	75 mm 2 15/16"	+ 2CC.LOG.0001.00	+ 2CC.LOG.9999.00
The additional support is necessary for A > 800 mm - 31 1/2"						
2AQ.131.9999 .xx	custom	custom	35 mm 1 3/8"	80 mm 3 1/8"	+ 2CC.LOG.0001.00	+ 2CC.LOG.9999.00
The additional support is necessary for A > 1000 mm - 39 3/8"						

Bronze Black Silver

.XX = FINISH CODE

ALUMINIUM

- .67 BRONZE
- .68 BLACK
- .69 SILVER

HOW TO ORDER




2CC.LOG.0001.00

LOCKING LADDER PULLS

MANIGLIONI CON SERRATURA

LOCKING LADDER PULLS COMBINE THE BEST OF BOTH WORLDS WITHIN THE SAME UNIT. A CONTEMPORARY PULL HANDLE DESIGN WITH AN INTEGRATED INTERNAL LOCKING MECHANISM, SUITABLE TO OPERATE AND LOCK SLIDING AND SWING DOORS, OF ANY SIZE, DOOR MATERIAL, AND CONFIGURATION. THE LOCKING LADDER PULLS CAN ACCOMMODATE ANY BRAND OF RIM CYLINDER, AND ARE EQUIPPED WITH AN INTERIOR ADA THUMBTURN, AND ARE AVAILABLE IN A VARIETY OF FINISHES. WE CAN DESIGN AND MANUFACTURE CUSTOM DIMENSION LOCKING LADDER PULLS TO YOUR UNIQUE DOOR SPECIFICATIONS AND REQUIREMENTS. I MANIGLIONI CON SERRATURA PBA SONO STATI SEGNALATI PER L'IMPORTANTE PREMIO DI DESIGN "COMPASSO D'ORO". LA SERRATURA INTEGRATA NEL MANIGLIONE PERMETTE DI MANTENERE INTATTO IL DESIGN DELLE PORTE SULLE QUALI VENGONO MONTATI. REALIZZATI IN SEZIONE TONDA, QUADRATA, ELLITTICA, SONO PRODOTTI IN ACCIAIO E IN ALLUMINIO, CON INSERTI DELLA MEDESIMA PELLE UTILIZZATA DAGLI ARTIGIANI PER ACCESSORIARE LE AUTOMOBILI ITALIANE ICONE DI QUEL LUSSO CHE TUTTO IL MONDO ANCORA CI INVIDIA.





PROGRAMMA K-LOCK P

Stainless steel AISI 316L

page 80



PROGRAMMA K-LOCK

Stainless steel AISI 316L

page 88



PROGRAMMA K-LOCK
KEY SIDE BOLT

Stainless steel AISI 316L

page 95



PROGRAMMA K-LOCK
LEAN

Stainless steel AISI 316L

page 102



PROGRAMMA K-LOCK
SPECIALS

Stainless steel AISI 316L
Leather

page 109



**PROGRAMMA K-LOCK
DIGITAL**

Stainless steel AISI 316L

page 116



**PROGRAMMA K-LOCK
ALUMINIUM**

Aluminium

page 122



**PROGRAMMA K-LOCK
STAINLESS STEEL
NON LOCKING LADDER PULLS**

Stainless steel AISI 316L

page 119

**PROGRAMMA K-LOCK
ALUMINIUM
NON LOCKING LADDER PULLS**

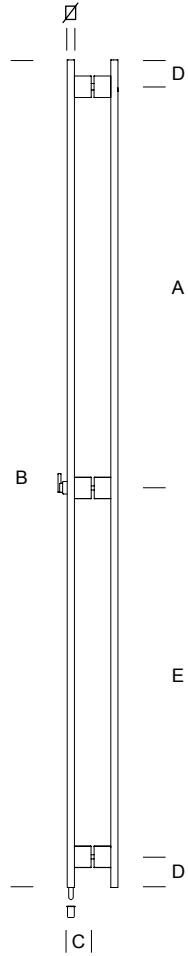
Aluminium

page 136

LEGEND
page 1

TECHNICAL REFERENCES
page 392





CYLINDER NOT INCLUDED



RIM CYLINDER WITH IC



RIM CYLINDER



ADA COMPLIANT THUMBTURN







ADJUSTABLE STEEL DEAD BOLT



DUST-FREE FLOOR SOCKET

PAIR

	ITEM	A	B	C	D	E	Ø
PAIR	 KLP.0F4.000U. xx	1050 mm 41 11/32"	2200 mm 86 5/8"	67 mm 2 5/8"	75 mm 2 15/16"	1000 mm 39 3/8"	50x20 mm 1 31/32"x 25/32"
	 KLP.0F4.999U. xx	custom	custom	67 mm 2 5/8"	75 mm 2 15/16"	1000 mm 39 3/8"	50x20 mm 1 31/32"x 25/32"
PAIR	 KLP.0F6.000U. xx	1050 mm 41 11/32"	2200 mm 86 5/8"	67 mm 2 5/8"	75 mm 2 15/16"	1000 mm 39 3/8"	50x20 mm 1 31/32"x 25/32"
	 KLP.0F6.999U. xx	custom	custom	67 mm 2 5/8"	75 mm 2 15/16"	1000 mm 39 3/8"	50x20 mm 1 31/32"x 25/32"

BRAND OF COMPATIBLE RIM CYLINDER:	
- ARROW	- BEST
- CORBIN RUSSWIN	- KABAILCO
- MEDECO	- SARGENT
- SCHLAGE	- YALE

.XX = FINISH CODE

- STAINLESS STEEL**
- .43 BRIGHT STAINLESS STEEL (ANSI/BHMA 629 - USD32)
 - .44 SATIN STAINLESS STEEL (ANSI/BHMA 630 - USD32D)
- STAINLESS STEEL POWDERCOATED ON REQUEST**
- .40 BLACK RAL 9005 - TO MATCH WITH PBA BLACK ALUMINIUM
 - .31 WHITE RAL 9010
 - .32 GREY
 - .38 CHAMPAGNE
 - .39 BRONZE - TO MATCH WITH PBA BRONZE ALUMINIUM
 - .41 SILVER
- .99 COLOURS ON REQUEST TO MATCH ANY RAL # (screws, grub screws and plastic parts non powdercoated) available on request depending on quantities

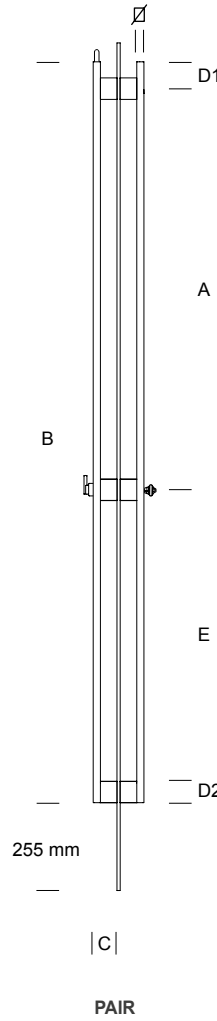
GLASS DOOR PREPARATION
page 396

STRIKE DETAILS
page 392

COMBINED NON LOCKING
page 120

ITEM
KLP.0G4.999U





ADA
10"
clearance
l a y o u t

CYLINDER NOT INCLUDED



PAIR



ITEM	A	B	C	D1	D2	E	∅
KLP.0F4.00RU. xx	1050 mm 41 11/32"	1945 mm 76 9/16"	80 mm 3 1/8"	75 mm 2 15/16"	17,5 mm 11/16"	802 mm 31 9/16"	50x20 mm 1 31/32"x 25/32"
KLP.0F4.99RU. xx	custom	custom	80 mm 3 1/8"	75 mm 2 15/16"	17,5 mm 11/16"	802 mm 31 9/16"	50x20 mm 1 31/32"x 25/32"

.XX = FINISH CODE

STAINLESS STEEL

- .43 BRIGHT STAINLESS STEEL (ANSI/BHMA 629 - USD32)
- .44 SATIN STAINLESS STEEL (ANSI/BHMA 630 - USD32D)

STAINLESS STEEL POWDERCOATED ON REQUEST

- .40 BLACK RAL 9005 - TO MATCH WITH PBA BLACK ALUMINIUM
- .31 WHITE RAL 9010
- .32 GREY
- .38 CHAMPAGNE
- .39 BRONZE - TO MATCH WITH PBA BRONZE ALUMINIUM
- .41 SILVER

- .99 COLOURS ON REQUEST TO MATCH ANY RAL #
(screws, grub screws and plastic parts non powdercoated)
available on request depending on quantities

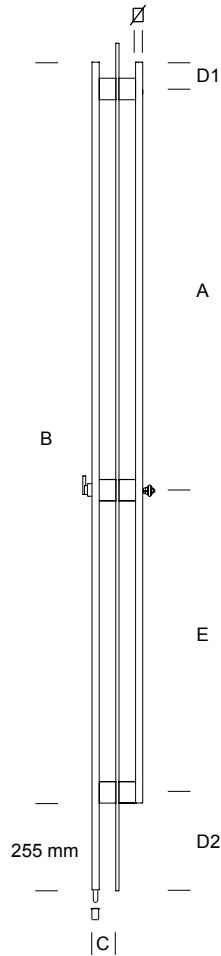
EDGE COMPONENT:

- BLACK FOR DARK COLOUR POWDEL
- GREY FOR LIGHT COLOUR POWDEL AND STAINLESS STEEL

BRAND OF COMPATIBLE RIM CYLINDER:	
- ARROW	- BEST
- CORBIN RUSSWIN	- KABAILCO
- MEDECO	- SARGENT
- SCHLAGE	- YALE

GLASS DOOR PREPARATION
page 397

STRIKE DETAILS
page 392



ADA
10"
clearance
l a y o u t

CYLINDER NOT INCLUDED



RIM CYLINDER WITH IC



RIM CYLINDER



ADA COMPLIANT THUMBTURN



ADJUSTABLE STEEL DEAD BOLT



DUST-FREE FLOOR SOCKET

PAIR

PAIR



ITEM	A	B	C	D1	D2	E	Ø
KLP.0F4.00TU. xx	1050 mm 41 11/32"	2200 mm 86 5/8"	80 mm 3 1/8"	75 mm 2 15/16"	273 mm 10 3/4"	802 mm 31 9/16"	50x20 mm 1 31/32" x 25/32"
KLP.0F4.99TU. xx	custom	custom	80 mm 3 1/8"	75 mm 2 15/16"	273 mm 10 3/4"	802 mm 31 9/16"	50x20 mm 1 31/32" x 25/32"

.XX = FINISH CODE

STAINLESS STEEL

- .43 BRIGHT STAINLESS STEEL (ANSI/BHMA 629 - USD32)
- .44 SATIN STAINLESS STEEL (ANSI/BHMA 630 - USD32D)

STAINLESS STEEL POWDERCOATED ON REQUEST

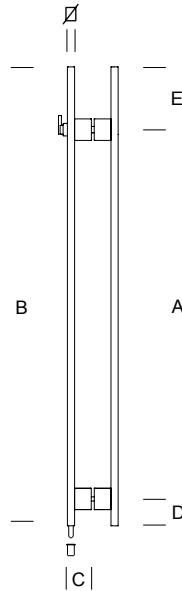
- .40 BLACK RAL 9005 - TO MATCH WITH PBA BLACK ALUMINIUM
- .31 WHITE RAL 9010
- .32 GREY
- .38 CHAMPAGNE
- .39 BRONZE - TO MATCH WITH PBA BRONZE ALUMINIUM
- .41 SILVER

- .99 COLOURS ON REQUEST TO MATCH ANY RAL # (screws, grub screws and plastic parts non powdercoated) available on request depending on quantities

EDGE COMPONENT:

BLACK FOR DARK COLOUR POWDEL
GREY FOR LIGHT COLOUR POWDEL AND STAINLESS STEEL

BRAND OF COMPATIBLE RIM CYLINDER:	
- ARROW	- BEST
- CORBIN RUSSWIN	- KABALCO
- MEDECO	- SARGENT
- SCHLAGE	- YALE



PAIR

CYLINDER NOT INCLUDED



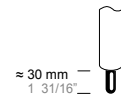
RIM CYLINDER WITH IC



RIM CYLINDER




ADA COMPLIANT THUMBTURN



ADJUSTABLE STEEL DEAD BOLT



DUST-FREE FLOOR SOCKET

PAIR	ITEM	A	B	C	D	E	Ø
	 KLP.0F2.000U. xx	1000 mm 39 3/8"	1250 mm 49 1/4"	67 mm 2 5/8"	75 mm 2 15/16"	175 mm 6 7/8"	50x20 mm 1 31/32"x 25/32"
	KLP.0F2.999U. xx	custom	custom	67 mm 2 5/8"	75 mm 2 15/16"	175 mm 6 7/8"	50x20 mm 1 31/32"x 25/32"

BRAND OF COMPATIBLE RIM CYLINDER:	
- ARROW	- BEST
- CORBIN RUSSWIN	- KABAILCO
- MEDECO	- SARGENT
- SCHLAGE	- YALE

.XX = FINISH CODE

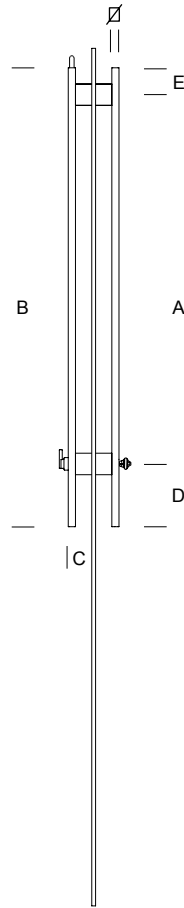
- STAINLESS STEEL**
- .43 BRIGHT STAINLESS STEEL (ANSI/BHMA 629 - USD32)
 - .44 SATIN STAINLESS STEEL (ANSI/BHMA 630 - USD32D)
- STAINLESS STEEL POWDERCOATED ON REQUEST**
- .40 BLACK RAL 9005 - TO MATCH WITH PBA BLACK ALUMINIUM
 - .31 WHITE RAL 9010
 - .32 GREY
 - .38 CHAMPAGNE
 - .39 BRONZE - TO MATCH WITH PBA BRONZE ALUMINIUM
 - .41 SILVER
- .99 COLOURS ON REQUEST TO MATCH ANY RAL # (screws, grub screws and plastic parts non powdercoated) available on request depending on quantities
- EDGE COMPONENT:**
BLACK FOR DARK COLOUR POWDEL
GREY FOR LIGHT COLOUR POWDEL AND STAINLESS STEEL

GLASS DOOR PREPARATION
page 396

COMBINED NON LOCKING
page 120

ITEM
KLP.0G2.999U





ADA
10"
clearance
Layout

CYLINDER NOT INCLUDED



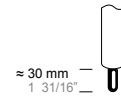
RIM CYLINDER WITH IC



RIM CYLINDER



ADA COMPLIANT THUMBTURN



ADJUSTABLE STEEL DEAD BOLT



DUST-FREE FLOOR SOCKET

PAIR

PAIR



ITEM	A	B	C	D	E	Ø
KLP.0F2.00RU. xx	1050 mm 41 11/32"	1300 mm 51 3/16"	80 mm 3 1/8"	175 mm 6 7/8"	75 mm 2 15/16"	50x20 mm 1 31/32" x 25/32"
KLP.0F2.99RU. xx	custom	custom	80 mm 3 1/8"	175 mm 6 7/8"	75 mm 2 15/16"	50x20 mm 1 31/32" x 25/32"

BRAND OF COMPATIBLE RIM CYLINDER:	
- ARROW	- BEST
- CORBIN RUSSWIN	- KABALCO
- MEDECO	- SARGENT
- SCHLAGE	- YALE

.XX = FINISH CODE

STAINLESS STEEL

- .43 BRIGHT STAINLESS STEEL (ANSI/BHMA 629 - USD32)
- .44 SATIN STAINLESS STEEL (ANSI/BHMA 630 - USD32D)

STAINLESS STEEL POWDERCOATED ON REQUEST

- .40 BLACK RAL 9005 - TO MATCH WITH PBA BLACK ALUMINIUM
- .31 WHITE RAL 9010
- .32 GREY
- .38 CHAMPAGNE
- .39 BRONZE - TO MATCH WITH PBA BRONZE ALUMINIUM
- .41 SILVER

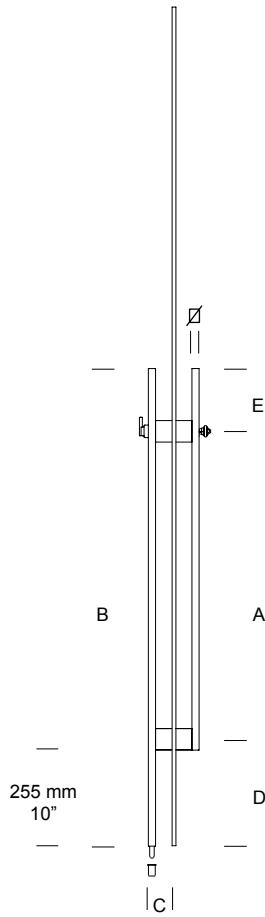
- .99 COLOURS ON REQUEST TO MATCH ANY RAL #
(screws, grub screws and plastic parts non powdercoated)
available on request depending on quantities

EDGE COMPONENT:

- BLACK FOR DARK COLOUR POWDEL
- GREY FOR LIGHT COLOUR POWDEL AND STAINLESS STEEL

GLASS DOOR PREPARATION
page 397

STRIKE DETAILS
page 392



ADA
10"
clearance
l a y o u t

CYLINDER NOT INCLUDED



RIM CYLINDER WITH IC



RIM CYLINDER



ADA COMPLIANT THUMBTURN



≈ 30 mm
1 31/16"

ADJUSTABLE STEEL DEAD BOLT



DUST-FREE FLOOR SOCKET

PAIR

PAIR



ITEM	A	B	C	D	E	∅
KLP.0F2.00TU. xx	802 mm 31 9/16"	1250 mm 49 1/4"	80 mm 3 1/8"	273 mm 10 3/4"	175 mm 6 7/8"	50x20 mm 1 31/32" x 25/32"
KLP.0F2.99TU. xx	custom	custom	80 mm 3 1/8"	273 mm 10 3/4"	175 mm 6 7/8"	50x20 mm 1 31/32" x 25/32"

.XX = FINISH CODE

STAINLESS STEEL

- .43 BRIGHT STAINLESS STEEL (ANSI/BHMA 629 - USD32)
- .44 SATIN STAINLESS STEEL (ANSI/BHMA 630 - USD32D)

STAINLESS STEEL POWDERCOATED ON REQUEST

- .40 BLACK RAL 9005 - TO MATCH WITH PBA BLACK ALUMINIUM
- .31 WHITE RAL 9010
- .32 GREY
- .38 CHAMPAGNE
- .39 BRONZE - TO MATCH WITH PBA BRONZE ALUMINIUM
- .41 SILVER

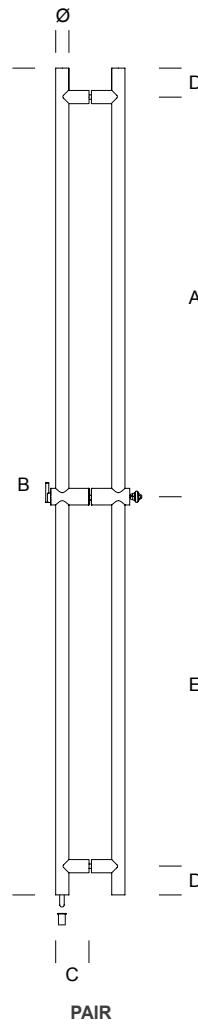
- .99 COLOURS ON REQUEST TO MATCH ANY RAL #
(screws, grub screws and plastic parts non powdercoated)
available on request depending on quantities

EDGE COMPONENT:

- BLACK FOR DARK COLOUR POWDEL
- GREY FOR LIGHT COLOUR POWDEL AND STAINLESS STEEL

BRAND OF COMPATIBLE RIM CYLINDER:	
- ARROW	- BEST
- CORBIN RUSSWIN	- KABAILCO
- MEDECO	- SARGENT
- SCHLAGE	- YALE





CYLINDER NOT INCLUDED



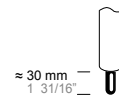
RIM CYLINDER WITH IC



RIM CYLINDER



ADA COMPLIANT THUMBTURN



ADJUSTABLE STEEL DEAD BOLT

PAIR

PAIR	ITEM	A	B	C	D	E	Ø
PAIR	KLO.003.000U. xx	1050 mm 41 11/32"	2200 mm 86 5/8"	80 mm 3 1/8"	75 mm 2 15/16"	1000 mm 39 3/8"	35 mm 1 3/8"
	KLO.003.999U. xx	custom	custom	80 mm 3 1/8"	75 mm 2 15/16"	1000 mm 39 3/8"	35 mm 1 3/8"
PAIR	KLO.005.000U. xx	1050 mm 41 11/32"	2200 mm 86 5/8"	80 mm 3 1/8"	75 mm 2 15/16"	1000 mm 39 3/8"	35 mm 1 3/8"
	KLO.005.999U. xx	custom	custom	80 mm 3 1/8"	75 mm 2 15/16"	1000 mm 39 3/8"	35 mm 1 3/8"
PAIR	KLO.004.000U. xx	1050 mm 41 11/32"	2200 mm 86 5/8"	80 mm 3 1/8"	75 mm 2 15/16"	1000 mm 39 3/8"	35 mm 1 3/8"
	KLO.004.999U. xx	custom	custom	80 mm 3 1/8"	75 mm 2 15/16"	1000 mm 39 3/8"	35 mm 1 3/8"
PAIR	KLO.006.000U. xx	1050 mm 41 11/32"	2200 mm 86 5/8"	80 mm 3 1/8"	75 mm 2 15/16"	1000 mm 39 3/8"	35 mm 1 3/8"
	KLO.006.999U. xx	custom	custom	80 mm 3 1/8"	75 mm 2 15/16"	1000 mm 39 3/8"	35 mm 1 3/8"

.XX = FINISH CODE

STAINLESS STEEL

- .43 BRIGHT STAINLESS STEEL (ANSI/BHMA 629 - USD32)
- .44 SATIN STAINLESS STEEL (ANSI/BHMA 630 - USD32D)

STAINLESS STEEL POWDERCOATED ON REQUEST

- .40 BLACK RAL 9005 - TO MATCH WITH PBA BLACK ALUMINIUM
- .31 WHITE RAL 9010
- .32 GREY
- .38 CHAMPAGNE
- .39 BRONZE - TO MATCH WITH PBA BRONZE ALUMINIUM
- .41 SILVER

- .99 COLOURS ON REQUEST TO MATCH ANY RAL # (screws, grub screws and plastic parts non powdercoated) available on request depending on quantities

EDGE COMPONENT:

BLACK FOR DARK COLOUR POWDEL
GREY FOR LIGHT COLOUR POWDEL AND STAINLESS STEEL

GLASS DOOR PREPARATION
page 396

STRIKE DETAILS
page 392

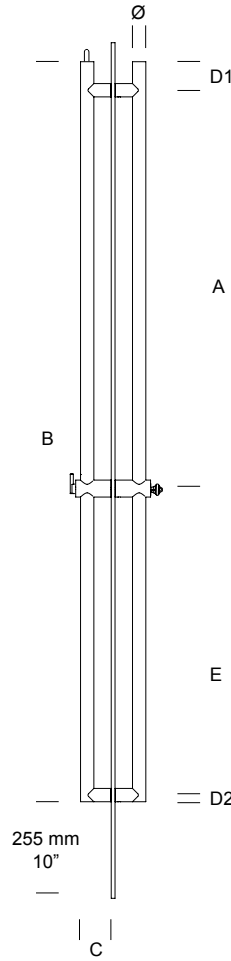
BRAND OF COMPATIBLE RIM CYLINDER:

- ARROW
- CORBIN RUSSWIN
- MEDECO
- SCHLAGE
- BEST
- KABALCO
- SARGENT
- YALE

COMBINED NON LOCKING
page 119

ITEM
KLO.0G4.999U





ADA
10"
clearance
Layout

CYLINDER NOT INCLUDED



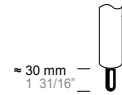
RIM CYLINDER WITH IC



RIM CYLINDER




ADA COMPLIANT THUMBTURN



ADJUSTABLE STEEL DEAD BOLT

PAIR

PAIR	ITEM	A	B	C	D1	D2	E	Ø
	 KLO.004.00RU. xx	1050 mm 41 11/32"	1945 mm 76 9/16"	80 mm 3 1/8"	75 mm 2 15/16"	17,5 mm 11/16"	802 mm 31 9/16"	35 mm 1 3/8"
	KLO.004.99RU. xx	custom	custom	80 mm 3 1/8"	75 mm 2 15/16"	17,5 mm 11/16"	802 mm 31 9/16"	35 mm 1 3/8"

.XX = FINISH CODE

STAINLESS STEEL

- .43 BRIGHT STAINLESS STEEL (ANSI/BHMA 629 - USD32)
- .44 SATIN STAINLESS STEEL (ANSI/BHMA 630 - USD32D)

STAINLESS STEEL POWDERCOATED ON REQUEST

- .40 BLACK RAL 9005 - TO MATCH WITH PBA BLACK ALUMINIUM
- .31 WHITE RAL 9010
- .32 GREY
- .38 CHAMPAGNE
- .39 BRONZE - TO MATCH WITH PBA BRONZE ALUMINIUM
- .41 SILVER

- .99 COLOURS ON REQUEST TO MATCH ANY RAL # (screws, grub screws and plastic parts non powdercoated) available on request depending on quantities

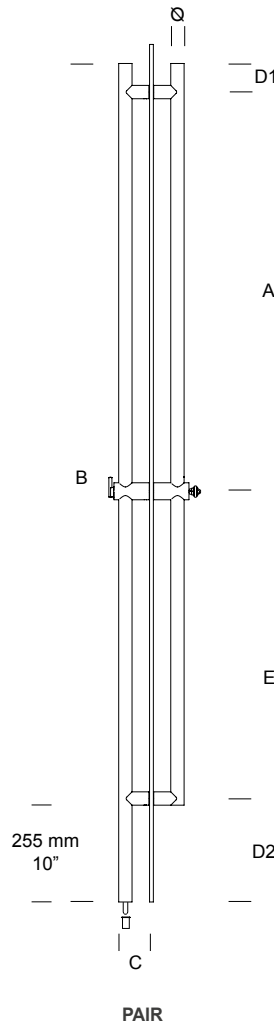
EDGE COMPONENT:

- BLACK FOR DARK COLOUR POWDEL
- GREY FOR LIGHT COLOUR POWDEL AND STAINLESS STEEL

BRAND OF COMPATIBLE RIM CYLINDER:	
- ARROW	- BEST
- CORBIN RUSSWIN	- KABAILCO
- MEDECO	- SARGENT
- SCHLAGE	- YALE

GLASS DOOR PREPARATION
page 397

STRIKE DETAILS
page 392



ADA
10"
clearance
l a y o u t

CYLINDER NOT INCLUDED



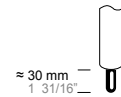
RIM CYLINDER WITH IC



RIM CYLINDER



ADA COMPLIANT THUMBTURN



ADJUSTABLE STEEL DEAD BOLT

PAIR



ITEM	A	B	C	D1	D2	E	Ø
KLO.004.00TU. xx	1050 mm 41 11/32"	2200 mm 86 5/8"	80 mm 3 1/8"	75 mm 2 15/16"	273 mm 10 3/4"	802 mm 31 9/16"	35 mm 1 3/8"
KLO.004.99TU. xx	custom	custom	80 mm 3 1/8"	75 mm 2 15/16"	273 mm 10 3/4"	802 mm 31 9/16"	35 mm 1 3/8"

.XX = FINISH CODE

STAINLESS STEEL

- .43 BRIGHT STAINLESS STEEL (ANSI/BHMA 629 - USD32)
- .44 SATIN STAINLESS STEEL (ANSI/BHMA 630 - USD32D)

STAINLESS STEEL POWDERCOATED ON REQUEST

- .40 BLACK RAL 9005 - TO MATCH WITH PBA BLACK ALUMINIUM
- .31 WHITE RAL 9010
- .32 GREY
- .38 CHAMPAGNE
- .39 BRONZE - TO MATCH WITH PBA BRONZE ALUMINIUM
- .41 SILVER

- .99 COLOURS ON REQUEST TO MATCH ANY RAL #
(screws, grub screws and plastic parts non powdercoated)
available on request depending on quantities

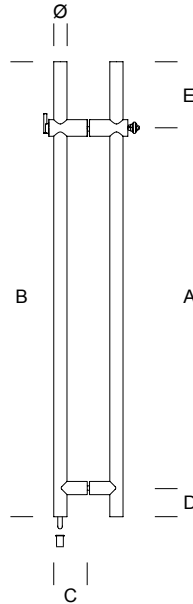
EDGE COMPONENT:

- BLACK FOR DARK COLOUR POWDEL
- GREY FOR LIGHT COLOUR POWDEL AND STAINLESS STEEL

BRAND OF COMPATIBLE RIM CYLINDER:	
- ARROW	- BEST
- CORBIN RUSSWIN	- KABALCO
- MEDECO	- SARGENT
- SCHLAGE	- YALE

GLASS DOOR PREPARATION
page 397

STRIKE DETAILS
page 392



PAIR

CYLINDER NOT INCLUDED



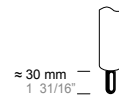
RIM CYLINDER WITH IC





RIM CYLINDER



ADA COMPLIANT THUMBTURN



ADJUSTABLE STEEL DEAD BOLT

	ITEM	A	B	C	D	E	Ø
PAIR	 KLO.001.000U. xx	1000 mm 39 3/8"	1250 mm 49 1/4"	80 mm 3 1/8"	75 mm 2 15/16"	175 mm 6 7/8"	35 mm 1 3/8"
	KLO.001.999U. xx	custom	custom	80 mm 3 1/8"	75 mm 2 15/16"	175 mm 6 7/8"	35 mm 1 3/8"
PAIR	 KLO.002.000U. xx	1000 mm 39 3/8"	1250 mm 49 1/4"	80 mm 3 1/8"	75 mm 2 15/16"	175 mm 6 7/8"	35 mm 1 3/8"
	KLO.002.999U. xx	custom	custom	80 mm 3 1/8"	75 mm 2 15/16"	175 mm 6 7/8"	35 mm 1 3/8"

BRAND OF COMPATIBLE RIM CYLINDER:	
- ARROW	- BEST
- CORBIN RUSSWIN	- KABALCO
- MEDECO	- SARGENT
- SCHLAGE	- YALE

.XX = FINISH CODE

STAINLESS STEEL

- .43 BRIGHT STAINLESS STEEL (ANSI/BHMA 629 - USD32)
- .44 SATIN STAINLESS STEEL (ANSI/BHMA 630 - USD32D)

STAINLESS STEEL POWDERCOATED ON REQUEST

- .40 BLACK RAL 9005 - TO MATCH WITH PBA BLACK ALUMINIUM
- .31 WHITE RAL 9010
- .32 GREY
- .38 CHAMPAGNE
- .39 BRONZE - TO MATCH WITH PBA BRONZE ALUMINIUM
- .41 SILVER

- .99 COLOURS ON REQUEST TO MATCH ANY RAL # (screws, grub screws and plastic parts non powdercoated) available on request depending on quantities

EDGE COMPONENT:

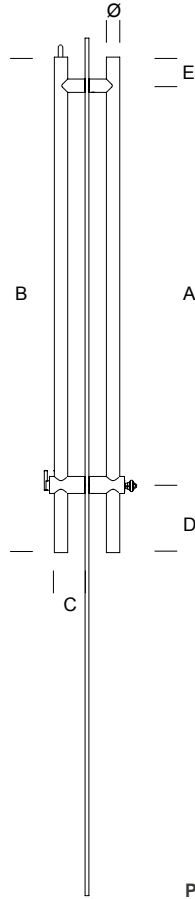
BLACK FOR DARK COLOUR POWDEL
GREY FOR LIGHT COLOUR POWDEL AND STAINLESS STEEL

GLASS DOOR PREPARATION
page 396

COMBINED NON LOCKING
page 119

ITEM
KLO.0G2.999U





ADA
10"
clearance
l a y o u t

CYLINDER NOT INCLUDED



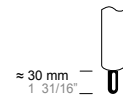
RIM CYLINDER WITH IC



RIM CYLINDER




ADA COMPLIANT THUMBTURN



ADJUSTABLE STEEL DEAD BOLT

PAIR

PAIR	ITEM	A	B	C	D	E	Ø
	 KLO.002.00RU. xx	1050 mm 41 11/32"	1300 mm 51 3/16"	80 mm 3 1/8"	175 mm 6 7/8"	75 mm 2 15/16"	35 mm 1 3/8"
	KLO.002.99RU. xx	custom	custom	80 mm 3 1/8"	175 mm 6 7/8"	75 mm 2 15/16"	35 mm 1 3/8"

.XX = FINISH CODE

- STAINLESS STEEL**
- .43 BRIGHT STAINLESS STEEL (ANSI/BHMA 629 - USD32)
 - .44 SATIN STAINLESS STEEL (ANSI/BHMA 630 - USD32D)
- STAINLESS STEEL POWDERCOATED ON REQUEST**
- .40 BLACK RAL 9005 - TO MATCH WITH PBA BLACK ALUMINIUM
 - .31 WHITE RAL 9010
 - .32 GREY
 - .38 CHAMPAGNE
 - .39 BRONZE - TO MATCH WITH PBA BRONZE ALUMINIUM
 - .41 SILVER
- .99 COLOURS ON REQUEST TO MATCH ANY RAL #
(screws, grub screws and plastic parts non powdercoated)
available on request depending on quantities
- EDGE COMPONENT:**
BLACK FOR DARK COLOUR POWDEL
GREY FOR LIGHT COLOUR POWDEL AND STAINLESS STEEL

GLASS DOOR PREPARATION
page 397

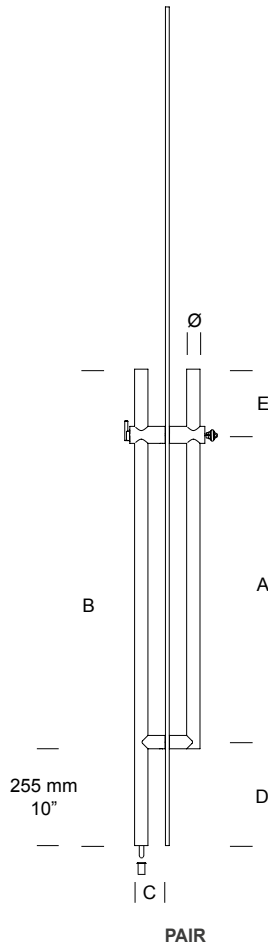
STRIKE DETAILS
page 392

BRAND OF COMPATIBLE RIM CYLINDER:	
- ARROW	- BEST
- CORBIN RUSSWIN	- KABALCO
- MEDECO	- SARGENT
- SCHLAGE	- YALE

COMBINED NON LOCKING
page 121

ITEM
KLO.0G2.99RU





ADA
10"
clearance
layout

CYLINDER NOT INCLUDED



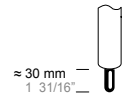
RIM CYLINDER WITH IC



RIM CYLINDER



ADA COMPLIANT THUMBTURN



ADJUSTABLE STEEL DEAD BOLT
≈ 30 mm
1 31/16"

PAIR



ITEM	A	B	C	D	E	Ø
KLO.002.00TU.xx	802 mm 31 9/16"	1250 mm 49 1/4"	80 mm 3 1/8"	273 mm 10 3/4"	175 mm 6 7/8"	35 mm 1 3/8"
KLO.002.99TU.xx	custom	custom	80 mm 3 1/8"	273 mm 10 3/4"	175 mm 6 7/8"	35 mm 1 3/8"

.XX = FINISH CODE

STAINLESS STEEL

- .43 BRIGHT STAINLESS STEEL (ANSI/BHMA 629 - USD32)
- .44 SATIN STAINLESS STEEL (ANSI/BHMA 630 - USD32D)

STAINLESS STEEL POWDERCOATED ON REQUEST

- .40 BLACK RAL 9005 - TO MATCH WITH PBA BLACK ALUMINIUM
- .31 WHITE RAL 9010
- .32 GREY
- .38 CHAMPAGNE
- .39 BRONZE - TO MATCH WITH PBA BRONZE ALUMINIUM
- .41 SILVER

- .99 COLOURS ON REQUEST TO MATCH ANY RAL #
(screws, grub screws and plastic parts non powdercoated)
available on request depending on quantities

EDGE COMPONENT:

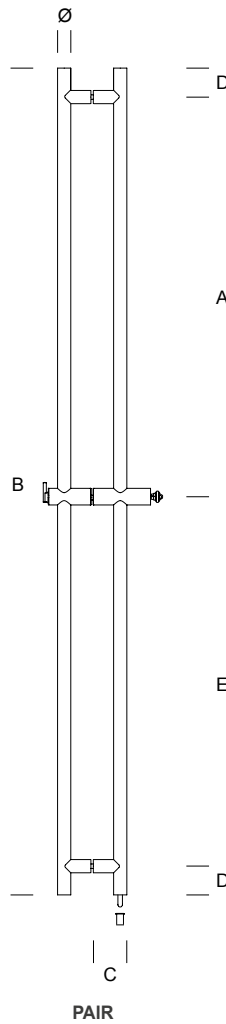
- BLACK FOR DARK COLOUR POWDEL
- GREY FOR LIGHT COLOUR POWDEL AND STAINLESS STEEL

BRAND OF COMPATIBLE RIM CYLINDER:	
- ARROW	- BEST
- CORBIN RUSSWIN	- KABAILCO
- MEDECO	- SARGENT
- SCHLAGE	- YALE

PROGRAMMA K-LOCK KEY SIDE BOLT

PBA
PATENTED
SYSTEM





KEY
side bolt

CYLINDER NOT INCLUDED



RIM CYLINDER WITH IC



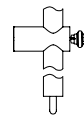
RIM CYLINDER







ADA COMPLIANT THUMBTURN



ADJUSTABLE STEEL DEAD BOLT



KEY SIDE BOLT

	ITEM	A	B	C	D	E	Ø
PAIR	 KLO.003.00FU. xx	1050 mm 41 11/32"	2200 mm 86 5/8"	80 mm 3 1/8"	75 mm 2 15/16"	1000 mm 39 3/8"	35 mm 1 3/8"
	KLO.003.99FU. xx	custom	custom	80 mm 3 1/8"	75 mm 2 15/16"	1000 mm 39 3/8"	35 mm 1 3/8"
PAIR	 KLO.005.00FU. xx	1050 mm 41 11/32"	2200 mm 86 5/8"	80 mm 3 1/8"	75 mm 2 15/16"	1000 mm 39 3/8"	35 mm 1 3/8"
	KLO.005.99FU. xx	custom	custom	80 mm 3 1/8"	75 mm 2 15/16"	1000 mm 39 3/8"	35 mm 1 3/8"
PAIR	 KLO.004.00FU. xx	1050 mm 41 11/32"	2200 mm 86 5/8"	80 mm 3 1/8"	75 mm 2 15/16"	1000 mm 39 3/8"	35 mm 1 3/8"
	KLO.004.99FU. xx	custom	custom	80 mm 3 1/8"	75 mm 2 15/16"	1000 mm 39 3/8"	35 mm 1 3/8"
PAIR	 KLO.006.00FU. xx	1050 mm 41 11/32"	2200 mm 86 5/8"	80 mm 3 1/8"	75 mm 2 15/16"	1000 mm 39 3/8"	35 mm 1 3/8"
	KLO.006.99FU. xx	custom	custom	80 mm 3 1/8"	75 mm 2 15/16"	1000 mm 39 3/8"	35 mm 1 3/8"

.XX = FINISH CODE

- STAINLESS STEEL**
- .43 BRIGHT STAINLESS STEEL (ANSI/BHMA 629 - USD32)
- .44 SATIN STAINLESS STEEL (ANSI/BHMA 630 - USD32D)
- STAINLESS STEEL POWDERCOATED ON REQUEST**
- .40 BLACK RAL 9005 - TO MATCH WITH PBA BLACK ALUMINIUM
- .31 WHITE RAL 9010
- .32 GREY
- .38 CHAMPAGNE
- .39 BRONZE - TO MATCH WITH PBA BRONZE ALUMINIUM
- .41 SILVER
- .99 COLOURS ON REQUEST TO MATCH ANY RAL #
(screws, grub screws and plastic parts non powdercoated)
available on request depending on quantities
- EDGE COMPONENT:**
BLACK FOR DARK COLOUR POWDEL
GREY FOR LIGHT COLOUR POWDEL AND STAINLESS STEEL

CYLINDER BRAND AND MODEL
COMPATIBILITY HAVE TO BE VERIFY
BEFORE ORDER

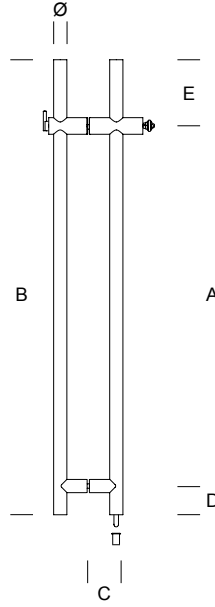

GLASS DOOR PREPARATION
page 396

STRIKE DETAILS
page 392

COMBINED NON LOCKING
page 119

ITEM
KLO.0G4.999U





PAIR

KEY
side bolt

CYLINDER NOT INCLUDED



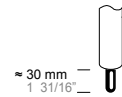
RIM CYLINDER WITH IC



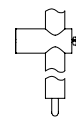
RIM CYLINDER







ADA COMPLIANT THUMBTURN



ADJUSTABLE STEEL DEAD BOLT
≈ 30 mm
1 31/16"



KEY SIDE BOLT

	ITEM	A	B	C	D	E	Ø
PAIR	 KLO.001.00FU. xx	1000 mm 39 3/8"	1250 mm 49 1/4"	80 mm 3 1/8"	75 mm 2 15/16"	175 mm 6 7/8"	35 mm 1 3/8"
	 KLO.001.99FU. xx	custom	custom	80 mm 3 1/8"	75 mm 2 15/16"	175 mm 6 7/8"	35 mm 1 3/8"
PAIR	 KLO.002.00FU. xx	1000 mm 39 3/8"	1250 mm 49 1/4"	80 mm 3 1/8"	75 mm 2 15/16"	175 mm 6 7/8"	35 mm 1 3/8"
	 KLO.002.99FU. xx	custom	custom	80 mm 3 1/8"	75 mm 2 15/16"	175 mm 6 7/8"	35 mm 1 3/8"

.XX = FINISH CODE

STAINLESS STEEL

- .43 BRIGHT STAINLESS STEEL (ANSI/BHMA 629 - USD32)
- .44 SATIN STAINLESS STEEL (ANSI/BHMA 630 - USD32D)

STAINLESS STEEL POWDERCOATED ON REQUEST

- .40 BLACK RAL 9005 - TO MATCH WITH PBA BLACK ALUMINIUM
- .31 WHITE RAL 9010
- .32 GREY
- .38 CHAMPAGNE
- .39 BRONZE - TO MATCH WITH PBA BRONZE ALUMINIUM
- .41 SILVER

- .99 COLOURS ON REQUEST TO MATCH ANY RAL #
(screws, grub screws and plastic parts non powdercoated)
available on request depending on quantities

EDGE COMPONENT:

- BLACK FOR DARK COLOUR POWDEL
- GREY FOR LIGHT COLOUR POWDEL AND STAINLESS STEEL

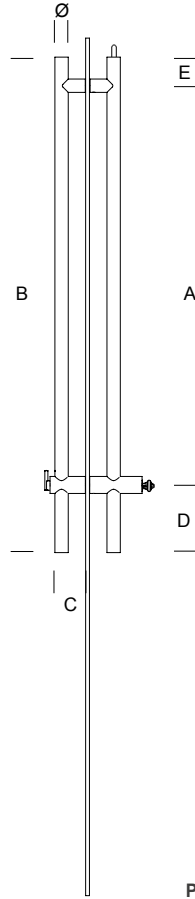
CYLINDER BRAND AND MODEL
COMPATIBILITY HAVE TO BE VERIFY
BEFORE ORDER

GLASS DOOR PREPARATION
page 396

COMBINED NON LOCKING
page 119

ITEM
KLO.0G2.999U





ADA
10"
clearance
l a y o u t

KEY
side bolt

CYLINDER NOT INCLUDED



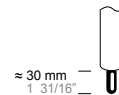
RIM CYLINDER WITH IC



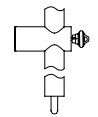
RIM CYLINDER



ADA COMPLIANT THUMBTURN



ADJUSTABLE STEEL DEAD BOLT



KEY SIDE BOLT

PAIR

PAIR



ITEM	A	B	C	D	E	Ø
KLO.002.0RFU. xx	1050 mm 41 11/32"	1300 mm 51 3/16"	80 mm 3 1/8"	175 mm 6 7/8"	75 mm 2 15/16"	35 mm 1 3/8"
KLO.002.9RFU. xx	custom	custom	80 mm 3 1/8"	175 mm 6 7/8"	75 mm 2 15/16"	35 mm 1 3/8"

.XX = FINISH CODE

STAINLESS STEEL

- .43 BRIGHT STAINLESS STEEL (ANSI/BHMA 629 - USD32)
- .44 SATIN STAINLESS STEEL (ANSI/BHMA 630 - USD32D)

STAINLESS STEEL POWDERCOATED ON REQUEST

- .40 BLACK RAL 9005 - TO MATCH WITH PBA BLACK ALUMINIUM
- .31 WHITE RAL 9010
- .32 GREY
- .38 CHAMPAGNE
- .39 BRONZE - TO MATCH WITH PBA BRONZE ALUMINIUM
- .41 SILVER

- .99 COLOURS ON REQUEST TO MATCH ANY RAL #
(screws, grub screws and plastic parts non powdercoated)
available on request depending on quantities

EDGE COMPONENT:

BLACK FOR DARK COLOUR POWDEL
GREY FOR LIGHT COLOUR POWDEL AND STAINLESS STEEL

CYLINDER BRAND AND MODEL
COMPATIBILITY HAVE TO BE VERIFY
BEFORE ORDER

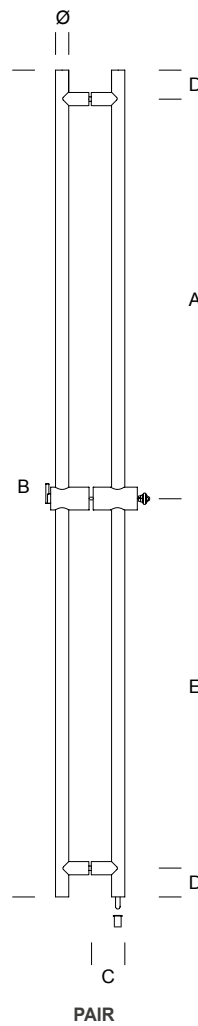
SUGGESTED CYLINDERS OPTION
page 393

GLASS DOOR PREPARATION
page 397

COMBINED NON LOCKING
page 121

ITEM
KLO.0G2.99RU





KEY
side bolt



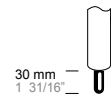
CYLINDER NOT INCLUDED
PBA CAN ACCOMMODATE ANY RIM CYLINDER BRAND



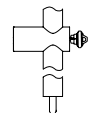
MORTISE CYLINDER STANDARD







ADA COMPLIANT THUMBTURN



ADJUSTABLE STEEL DEAD BOLT



KEY SIDE BOLT

	ITEM	A	B	C	D	E	Ø
PAIR	 KLO.003.00FM. xx	1050 mm 41 11/32"	2200 mm 86 5/8"	80 mm 3 1/8"	75 mm 2 15/16"	1000 mm 39 3/8"	35 mm 1 3/8"
	KLO.003.99FM. xx	custom	custom	80 mm 3 1/8"	75 mm 2 15/16"	1000 mm 39 3/8"	35 mm 1 3/8"
PAIR	 KLO.005.00FM. xx	1050 mm 41 11/32"	2200 mm 86 5/8"	80 mm 3 1/8"	75 mm 2 15/16"	1000 mm 39 3/8"	35 mm 1 3/8"
	KLO.005.99FM. xx	custom	custom	80 mm 3 1/8"	75 mm 2 15/16"	1000 mm 39 3/8"	35 mm 1 3/8"
PAIR	 KLO.004.00FM. xx	1050 mm 41 11/32"	2200 mm 86 5/8"	80 mm 3 1/8"	75 mm 2 15/16"	1000 mm 39 3/8"	35 mm 1 3/8"
	KLO.004.99FM. xx	custom	custom	80 mm 3 1/8"	75 mm 2 15/16"	1000 mm 39 3/8"	35 mm 1 3/8"
PAIR	 KLO.006.00FM. xx	1050 mm 41 11/32"	2200 mm 86 5/8"	80 mm 3 1/8"	75 mm 2 15/16"	1000 mm 39 3/8"	35 mm 1 3/8"
	KLO.006.99FM. xx	custom	custom	80 mm 3 1/8"	75 mm 2 15/16"	1000 mm 39 3/8"	35 mm 1 3/8"

XX = FINISH CODE

- STAINLESS STEEL**
- .43 BRIGHT STAINLESS STEEL (ANSI/BHMA 629 - USD32)
 - .44 SATIN STAINLESS STEEL (ANSI/BHMA 630 - USD32D)
- STAINLESS STEEL POWDERCOATED ON REQUEST**
- .40 BLACK RAL 9005 - TO MATCH WITH PBA BLACK ALUMINIUM
 - .31 WHITE RAL 9010
 - .32 GREY
 - .38 CHAMPAGNE
 - .39 BRONZE - TO MATCH WITH PBA BRONZE ALUMINIUM
 - .41 SILVER
- .99 COLOURS ON REQUEST TO MATCH ANY RAL #
(screws, grub screws and plastic parts non powdercoated)
available on request depending on quantities
- EDGE COMPONENT:**
BLACK FOR DARK COLOUR POWDEL
GREY FOR LIGHT COLOUR POWDEL AND STAINLESS STEEL

CYLINDER BRAND AND MODEL COMPATIBILITY DON'T HAVE TO BE SPECIFY BEFORE ORDER

SUGGESTED CYLINDERS OPTION
page 393

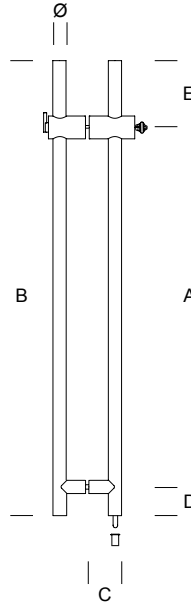
GLASS DOOR PREPARATION
page 396

STRIKE DETAILS
page 392

COMBINED NON LOCKING
page 119

ITEM
KLO.0G4.999M





PAIR

KEY
side bolt



CYLINDER NOT INCLUDED

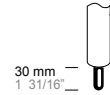
PBA CAN ACCOMODATE ANY RIM CYLINDER BRAND



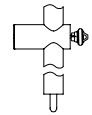
MORTISE CYLINDER STANDARD





ADA COMPLIANT THUMBTURN



ADJUSTABLE STEEL DEAD BOLT



KEY SIDE BOLT

PAIR	ITEM	A	B	C	D	E	Ø
	KLO.001.00FM. xx	1000 mm 39 3/8"	1250 mm 49 1/4"	80 mm 3 1/8"	75 mm 2 15/16"	175 mm 6 7/8"	35 mm 1 3/8"
	KLO.001.99FM. xx	custom	custom	80 mm 3 1/8"	75 mm 2 15/16"	175 mm 6 7/8"	35 mm 1 3/8"
	KLO.002.00FM. xx	1000 mm 39 3/8"	1250 mm 49 1/4"	80 mm 3 1/8"	75 mm 2 15/16"	175 mm 6 7/8"	35 mm 1 3/8"
	KLO.002.99FM. xx	custom	custom	80 mm 3 1/8"	75 mm 2 15/16"	175 mm 6 7/8"	35 mm 1 3/8"

.XX = FINISH CODE

STAINLESS STEEL

- .43 BRIGHT STAINLESS STEEL (ANSI/BHMA 629 - USD32)
- .44 SATIN STAINLESS STEEL (ANSI/BHMA 630 - USD32D)

STAINLESS STEEL POWDERCOATED ON REQUEST

- .40 BLACK RAL 9005 - TO MATCH WITH PBA BLACK ALUMINIUM
- .31 WHITE RAL 9010
- .32 GREY
- .38 CHAMPAGNE
- .39 BRONZE - TO MATCH WITH PBA BRONZE ALUMINIUM
- .41 SILVER

- .99 COLOURS ON REQUEST TO MATCH ANY RAL #
(screws, grub screws and plastic parts non powdercoated)
available on request depending on quantities

EDGE COMPONENT:

BLACK FOR DARK COLOUR POWDEL
GREY FOR LIGHT COLOUR POWDEL AND STAINLESS STEEL

CYLINDER BRAND AND MODEL
COMPATIBILITY DON'T HAVE TO BE
SPECIFY BEFORE ORDER

SUGGESTED CYLINDERS OPTION
page 393

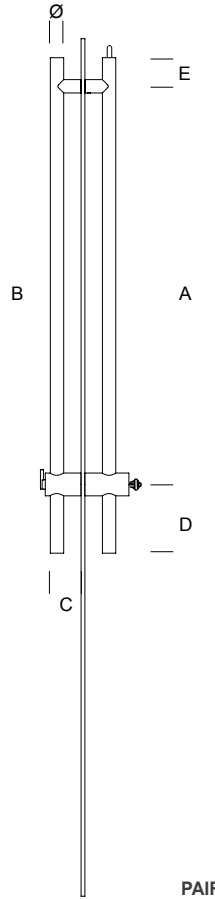
GLASS DOOR PREPARATION
page 396

STRIKE DETAILS
page 392

COMBINED NON LOCKING
page 119

ITEM
KLO.0G2.999M



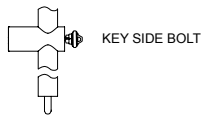


ADA
10"
clearance
l a y o u t

KEY
side bolt

P B A
P A T E N T E D
S Y S T E M

CYLINDER NOT INCLUDED
PBA CAN ACCOMMODATE
ANY RIM CYLINDER BRAND



PAIR



ITEM	A	B	C	D	E	Ø
KLO.002.0RFM. xx	1050 mm 41 11/32"	1300 mm 51 3/16"	80 mm 3 1/8"	175 mm 6 7/8"	75 mm 2 15/16"	35 mm 1 3/8"
KLO.002.9RFM. xx	custom	custom	80 mm 3 1/8"	175 mm 6 7/8"	75 mm 2 15/16"	35 mm 1 3/8"

.XX = FINISH CODE

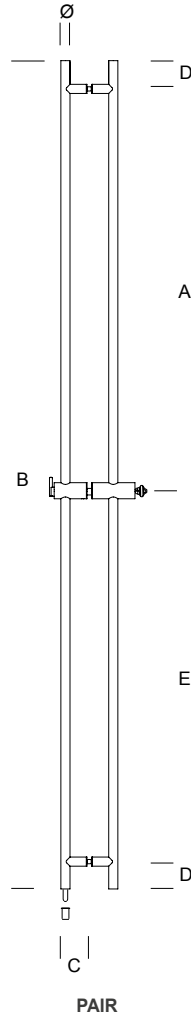
- STAINLESS STEEL**
- .43 BRIGHT STAINLESS STEEL (ANSI/BHMA 629 - USD32)
 - .44 SATIN STAINLESS STEEL (ANSI/BHMA 630 - USD32D)
- STAINLESS STEEL POWDERCOATED ON REQUEST**
- .40 BLACK RAL 9005 - TO MATCH WITH PBA BLACK ALUMINIUM
 - .31 WHITE RAL 9010
 - .32 GREY
 - .38 CHAMPAGNE
 - .39 BRONZE - TO MATCH WITH PBA BRONZE ALUMINIUM
 - .41 SILVER
- .99 COLOURS ON REQUEST TO MATCH ANY RAL #
(screws, grub screws and plastic parts non powdercoated)
available on request depending on quantities
- EDGE COMPONENT:**
BLACK FOR DARK COLOUR POWDEL
GREY FOR LIGHT COLOUR POWDEL AND STAINLESS STEEL

CYLINDER BRAND AND MODEL
COMPATIBILITY DON'T HAVE TO BE
SPECIFY BEFORE ORDER

SUGGESTED CYLINDERS OPTION
page 393

GLASS DOOR PREPARATION
page 397





CYLINDER NOT INCLUDED



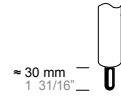
RIM CYLINDER WITH IC





RIM CYLINDER



ADA COMPLIANT THUMBTURN



ADJUSTABLE STEEL DEAD BOLT

	ITEM	A	B	C	D	E	Ø
PAIR	 KLR.004.000U. xx	1050 mm 41 11/32"	2200 mm 86 5/8"	72 mm 2 27/32"	75 mm 2 15/16"	1000 mm 39 3/8"	25 mm 1"
	KLR.004.999U. xx	custom	custom	72 mm 2 27/32"	75 mm 2 15/16"	1000 mm 39 3/8"	25 mm 1"
PAIR	 KLR.006.000U. xx	1050 mm 41 11/32"	2200 mm 86 5/8"	72 mm 2 27/32"	75 mm 2 15/16"	1000 mm 39 3/8"	25 mm 1"
	KLR.006.999U. xx	custom	custom	72 mm 2 27/32"	75 mm 2 15/16"	1000 mm 39 3/8"	25 mm 1"

BRAND OF COMPATIBLE RIM CYLINDER:	
- ARROW	- BEST
- CORBIN RUSSWIN	- KABAILCO
- MEDECO	- SARGENT
- SCHLAGE	- YALE

.XX = FINISH CODE

STAINLESS STEEL

- .43 BRIGHT STAINLESS STEEL (ANSI/BHMA 629 - USD32)
- .44 SATIN STAINLESS STEEL (ANSI/BHMA 630 - USD32D)

STAINLESS STEEL POWDERCOATED ON REQUEST

- .40 BLACK RAL 9005 - TO MATCH WITH PBA BLACK ALUMINIUM
- .31 WHITE RAL 9010
- .32 GREY
- .38 CHAMPAGNE
- .39 BRONZE - TO MATCH WITH PBA BRONZE ALUMINIUM
- .41 SILVER

- .99 COLOURS ON REQUEST TO MATCH ANY RAL # (screws, grub screws and plastic parts non powdercoated) available on request depending on quantities

EDGE COMPONENT:

BLACK FOR DARK COLOUR POWDEL
GREY FOR LIGHT COLOUR POWDEL AND STAINLESS STEEL

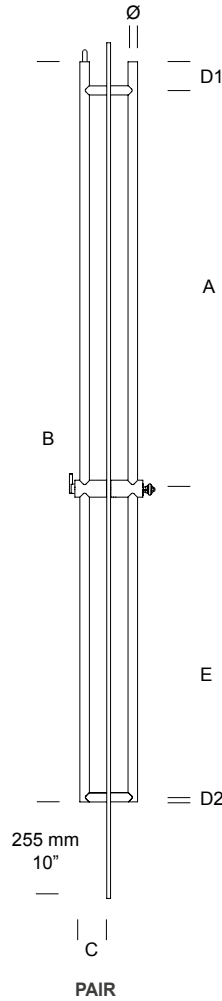
GLASS DOOR PREPARATION
page 396

STRIKE DETAILS
page 392

COMBINED NON LOCKING
page 120

ITEM
KLR.0G4.9999





ADA
10"
clearance
l a y o u t

CYLINDER NOT INCLUDED



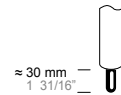
RIM CYLINDER WITH IC



RIM CYLINDER



ADA COMPLIANT THUMBTURN



ADJUSTABLE STEEL DEAD BOLT

PAIR



ITEM	A	B	C	D1	D2	E	Ø
KLR.004.00RU. xx	1050 mm 41 11/32"	1945 mm 76 9/16"	72 mm 2 27/32"	75 mm 2 15/16"	13 mm 33/64"	807 mm 31 25/32"	25 mm 1"
KLR.004.99RU. xx	custom	custom	72 mm 2 27/32"	75 mm 2 15/16"	13 mm 33/64"	807 mm 31 25/32"	25 mm 1"

.XX = FINISH CODE

STAINLESS STEEL

- .43 BRIGHT STAINLESS STEEL (ANSI/BHMA 629 - USD32)
- .44 SATIN STAINLESS STEEL (ANSI/BHMA 630 - USD32D)

STAINLESS STEEL POWDERCOATED ON REQUEST

- .40 BLACK RAL 9005 - TO MATCH WITH PBA BLACK ALUMINIUM
- .31 WHITE RAL 9010
- .32 GREY
- .38 CHAMPAGNE
- .39 BRONZE - TO MATCH WITH PBA BRONZE ALUMINIUM
- .41 SILVER

- .99 COLOURS ON REQUEST TO MATCH ANY RAL #
(screws, grub screws and plastic parts non powdercoated)
available on request depending on quantities

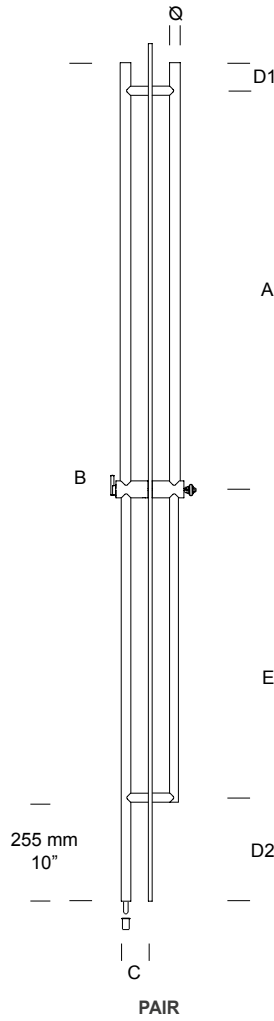
EDGE COMPONENT:

- BLACK FOR DARK COLOUR POWDEL
- GREY FOR LIGHT COLOUR POWDEL AND STAINLESS STEEL

BRAND OF COMPATIBLE RIM CYLINDER:	
- ARROW	- BEST
- CORBIN RUSSWIN	- KABAILCO
- MEDECO	- SARGENT
- SCHLAGE	- YALE

GLASS DOOR PREPARATION
page 397

STRIKE DETAILS
page 392



ADA
10"
clearance
Layout

CYLINDER NOT INCLUDED



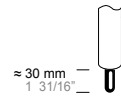
RIM CYLINDER WITH IC



RIM CYLINDER



ADA COMPLIANT THUMBTURN



ADJUSTABLE STEEL DEAD BOLT

PAIR



ITEM	A	B	C	D1	D2	E	Ø
KLR.004.00TU.xx	1050 mm 41 11/32"	2200 mm 86 5/8"	72 mm 2 27/32"	75 mm 2 15/16"	268 mm 10 9/16"	807 mm 31 25/32"	25 mm 1"
KLR.004.99TU.xx	custom	custom	72 mm 2 27/32"	75 mm 2 15/16"	268 mm 10 9/16"	807 mm 31 25/32"	25 mm 1"

.XX = FINISH CODE

STAINLESS STEEL

- .43 BRIGHT STAINLESS STEEL (ANSI/BHMA 629 - USD32)
- .44 SATIN STAINLESS STEEL (ANSI/BHMA 630 - USD32D)

STAINLESS STEEL POWDERCOATED ON REQUEST

- .40 BLACK RAL 9005 - TO MATCH WITH PBA BLACK ALUMINIUM
- .31 WHITE RAL 9010
- .32 GREY
- .38 CHAMPAGNE
- .39 BRONZE - TO MATCH WITH PBA BRONZE ALUMINIUM
- .41 SILVER

- .99 COLOURS ON REQUEST TO MATCH ANY RAL #
(screws, grub screws and plastic parts non powdercoated)
available on request depending on quantities

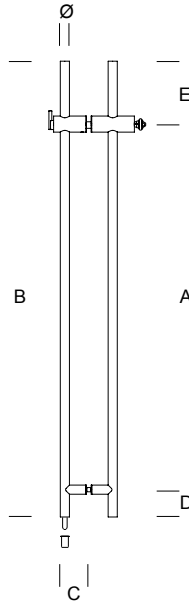
EDGE COMPONENT:

- BLACK FOR DARK COLOUR POWDEL
- GREY FOR LIGHT COLOUR POWDEL AND STAINLESS STEEL

BRAND OF COMPATIBLE RIM CYLINDER:	
- ARROW	- BEST
- CORBIN RUSSWIN	- KABAILCO
- MEDECO	- SARGENT
- SCHLAGE	- YALE

GLASS DOOR PREPARATION
page 397

STRIKE DETAILS
page 392



PAIR

CYLINDER NOT INCLUDED



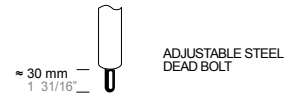
RIM CYLINDER WITH IC



RIM CYLINDER



ADA COMPLIANT THUMBTURN



ADJUSTABLE STEEL DEAD BOLT

PAIR	ITEM	A	B	C	D	E	Ø
	KLR.002.000U. xx	1000 mm 39 3/8"	1250 mm 49 1/4"	72 mm 2 27/32"	75 mm 2 15/16"	175 mm 6 7/8"	25 mm 1"
	KLR.002.999U. xx	custom	custom	72 mm 2 27/32"	75 mm 2 15/16"	175 mm 6 7/8"	25 mm 1"



.XX = FINISH CODE

- STAINLESS STEEL**
- .43 BRIGHT STAINLESS STEEL (ANSI/BHMA 629 - USD32)
 - .44 SATIN STAINLESS STEEL (ANSI/BHMA 630 - USD32D)
- STAINLESS STEEL POWDERCOATED ON REQUEST**
- .40 BLACK RAL 9005 - TO MATCH WITH PBA BLACK ALUMINIUM
 - .31 WHITE RAL 9010
 - .32 GREY
 - .38 CHAMPAGNE
 - .39 BRONZE - TO MATCH WITH PBA BRONZE ALUMINIUM
 - .41 SILVER
- .99 COLOURS ON REQUEST TO MATCH ANY RAL # (screws, grub screws and plastic parts non powdercoated) available on request depending on quantities
- EDGE COMPONENT:**
BLACK FOR DARK COLOUR POWDEL
GREY FOR LIGHT COLOUR POWDEL AND STAINLESS STEEL

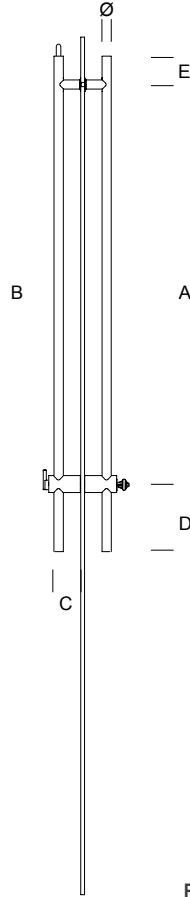
GLASS DOOR PREPARATION
page 396

BRAND OF COMPATIBLE RIM CYLINDER:	
- ARROW	- BEST
- CORBIN RUSSWIN	- KABAILCO
- MEDECO	- SARGENT
- SCHLAGE	- YALE

COMBINED NON LOCKING
page 120

ITEM
KLR.0G2.9999





ADA
10"
clearance
Layout

CYLINDER NOT INCLUDED



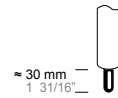
RIM CYLINDER WITH IC



RIM CYLINDER



ADA COMPLIANT THUMBTURN



ADJUSTABLE STEEL DEAD BOLT

PAIR

PAIR	ITEM	A	B	C	D	E	Ø
	 KLR.002.00RU. xx	1050 mm 41 11/32"	1300 mm 51 3/16"	72 mm 2 27/32"	175 mm 6 7/8"	75 mm 2 15/16"	25 mm 1"
	KLR.002.99RU. xx	custom	custom	72 mm 2 27/32"	175 mm 6 7/8"	75 mm 2 15/16"	25 mm 1"

BRAND OF COMPATIBLE RIM CYLINDER:	
- ARROW	- BEST
- CORBIN RUSSWIN	- KABAILCO
- MEDECO	- SARGENT
- SCHLAGE	- YALE

.XX = FINISH CODE

STAINLESS STEEL

- .43 BRIGHT STAINLESS STEEL (ANSI/BHMA 629 - USD32)
- .44 SATIN STAINLESS STEEL (ANSI/BHMA 630 - USD32D)

STAINLESS STEEL POWDERCOATED ON REQUEST

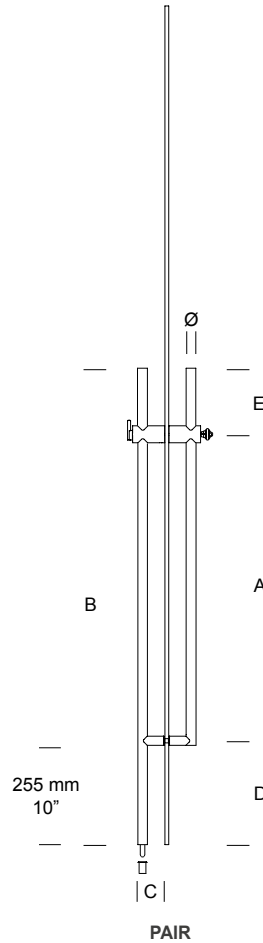

- .40 BLACK RAL 9005 - TO MATCH WITH PBA BLACK ALUMINIUM
- .31 WHITE RAL 9010
- .32 GREY
- .38 CHAMPAGNE
- .39 BRONZE - TO MATCH WITH PBA BRONZE ALUMINIUM
- .41 SILVER

- .99 COLOURS ON REQUEST TO MATCH ANY RAL # (screws, grub screws and plastic parts non powdercoated) available on request depending on quantities

EDGE COMPONENT:

- BLACK FOR DARK COLOUR POWDEL
- GREY FOR LIGHT COLOUR POWDEL AND STAINLESS STEEL

GLASS DOOR PREPARATION
page 397



ADA
10"
clearance
l a y o u t

CYLINDER NOT INCLUDED



PAIR



ITEM	A	B	C	D	E	Ø
KLR.002.00TU. xx	807 mm 31 25/32"	1250 mm 49 1/4"	72 mm 2 27/32"	268 mm 10 9/16"	175 mm 6 7/8"	25 mm 1"
KLR.002.99TU. xx	custom	custom	72 mm 2 27/32"	268 mm 10 9/16"	175 mm 6 7/8"	25 mm 1"

.XX = FINISH CODE

STAINLESS STEEL

- .43 BRIGHT STAINLESS STEEL (ANSI/BHMA 629 - USD32)
- .44 SATIN STAINLESS STEEL (ANSI/BHMA 630 - USD32D)

STAINLESS STEEL POWDERCOATED ON REQUEST

- .40 BLACK RAL 9005 - TO MATCH WITH PBA BLACK ALUMINIUM
- .31 WHITE RAL 9010
- .32 GREY
- .38 CHAMPAGNE
- .39 BRONZE - TO MATCH WITH PBA BRONZE ALUMINIUM
- .41 SILVER

- .99 COLOURS ON REQUEST TO MATCH ANY RAL # (screws, grub screws and plastic parts non powdercoated) available on request depending on quantities

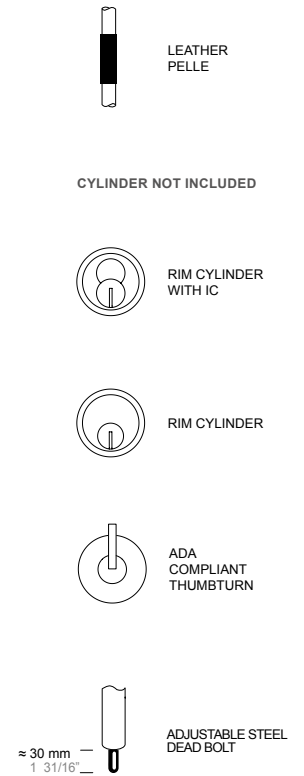
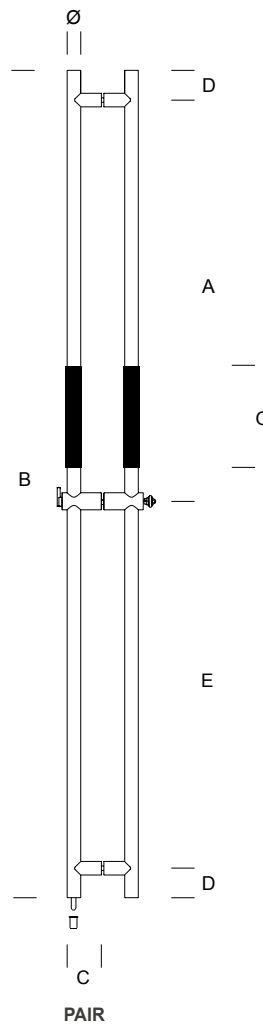
EDGE COMPONENT:



BLACK FOR DARK COLOUR POWDEL
GREY FOR LIGHT COLOUR POWDEL AND STAINLESS STEEL


BRAND OF COMPATIBLE RIM CYLINDER:

- ARROW
- CORBIN RUSSWIN
- MEDECO
- SCHLAGE
- BEST
- KABAILCO
- SARGENT
- YALE





PAIR	ITEM	A	B	C	D	E	G	Ø
PAIR	 KLL.004.000U. xx	1050 mm 41 11/32"	2200 mm 86 5/8"	80 mm 3 1/8"	75 mm 2 15/16"	1000 mm 39 3/8"	230 mm 9 1/16"	35 mm 1 3/8"
	KLL.004.999U. xx	custom	custom	80 mm 3 1/8"	75 mm 2 15/16"	1000 mm 39 3/8"	custom	35 mm 1 3/8"
PAIR	 KLL.006.000U. xx	1050 mm 41 11/32"	2200 mm 86 5/8"	80 mm 3 1/8"	75 mm 2 15/16"	1000 mm 39 3/8"	230 mm 9 1/16"	35 mm 1 3/8"
	KLL.006.999U. xx	custom	custom	80 mm 3 1/8"	75 mm 2 15/16"	1000 mm 39 3/8"	custom	35 mm 1 3/8"



.XX = FINISH CODE

LEATHER	STAINLESS STEEL
.4A BLACK PLAIN	SATIN STAINLESS STEEL (ANSI/BHMA 630 - USD32D)
.3A BLACK PLAIN	BRIGHT STAINLESS STEEL (ANSI/BHMA 629 - USD32)
.4G BLACK HAMMERED	SATIN STAINLESS STEEL (ANSI/BHMA 630 - USD32D)
.3G BLACK HAMMERED	BRIGHT STAINLESS STEEL (ANSI/BHMA 629 - USD32)
.4J WHITE PLAIN	SATIN STAINLESS STEEL (ANSI/BHMA 630 - USD32D)
.3J WHITE PLAIN	BRIGHT STAINLESS STEEL (ANSI/BHMA 629 - USD32)
.4I GREY PLAIN	SATIN STAINLESS STEEL (ANSI/BHMA 630 - USD32D)
.3I GREY PLAIN	BRIGHT STAINLESS STEEL (ANSI/BHMA 629 - USD32)
.4C BROWN PLAIN	SATIN STAINLESS STEEL (ANSI/BHMA 630 - USD32D)
.3C BROWN PLAIN	BRIGHT STAINLESS STEEL (ANSI/BHMA 629 - USD32)

STAINLESS STEEL POWDERCOATED ON REQUEST

.40	BLACK RAL 9005 - TO MATCH WITH PBA BLACK ALUMINIUM
.31	WHITE RAL 9010
.32	GREY
.38	CHAMPAGNE
.39	BRONZE - TO MATCH WITH PBA BRONZE ALUMINIUM
.41	SILVER

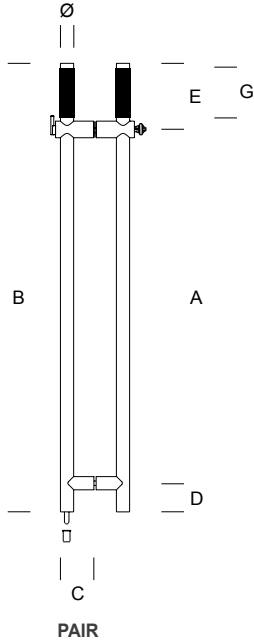
.99 COLOURS ON REQUEST TO MATCH ANY RAL #
(screws, grub screws and plastic parts non powdercoated)
available on request depending on quantities

EDGE COMPONENT:
BLACK FOR DARK COLOUR POWDEL
GREY FOR LIGHT COLOUR POWDEL AND STAINLESS STEEL

BRAND OF COMPATIBLE RIM CYLINDER:	
- ARROW	- BEST
- CORBIN RUSSWIN	- KABAILCO
- MEDECO	- SARGENT
- SCHLAGE	- YALE

GLASS DOOR PREPARATION
page 396

STRIKE DETAILS
page 392



LEATHER PELLE

CYLINDER NOT INCLUDED



RIM CYLINDER WITH IC



RIM CYLINDER



ADA COMPLIANT THUMBTURN



ADJUSTABLE STEEL DEAD BOLT

PAIR	ITEM	A	B	C	D	E	G	Ø
	KLL.002.000U. xx	1000 mm 39 3/8"	1250 mm 49 1/4"	80 mm 3 1/8"	75 mm 2 15/16"	175 mm 6 7/8"	115 mm 4 17/32"	35 mm 1 3/8"
	KLL.002.999U. xx	custom	custom	80 mm 3 1/8"	75 mm 2 15/16"	175 mm 6 7/8"	115 mm 4 17/32"	35 mm 1 3/8"



.XX = FINISH CODE

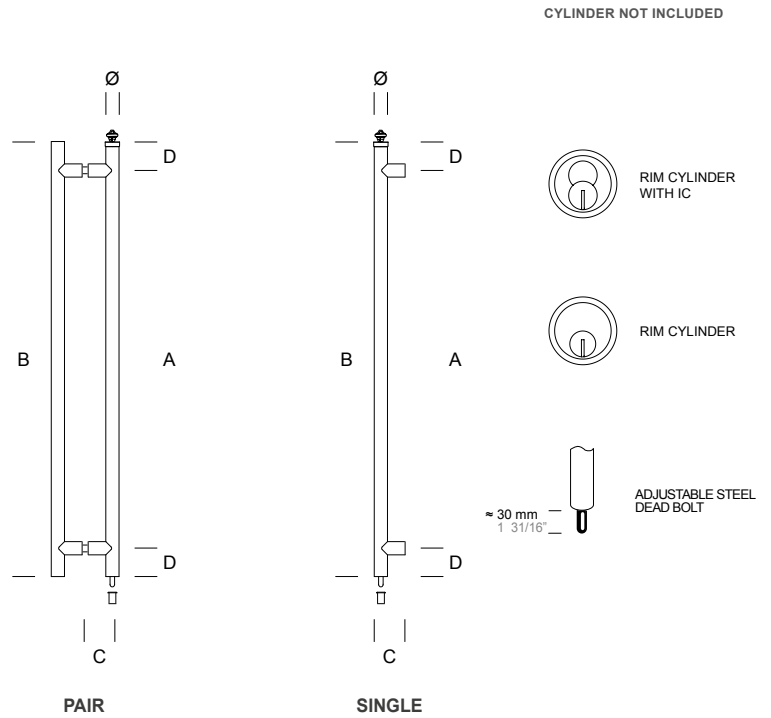
- | | |
|--------------------|--|
| LEATHER | STAINLESS STEEL |
| .4A BLACK PLAIN | SATIN STAINLESS STEEL (ANSI/BHMA 630 - USD32D) |
| .3A BLACK PLAIN | BRIGHT STAINLESS STEEL (ANSI/BHMA 629 - USD32) |
| .4G BLACK HAMMERED | SATIN STAINLESS STEEL (ANSI/BHMA 630 - USD32D) |
| .3G BLACK HAMMERED | BRIGHT STAINLESS STEEL (ANSI/BHMA 629 - USD32) |
| .4J WHITE PLAIN | SATIN STAINLESS STEEL (ANSI/BHMA 630 - USD32D) |
| .3J WHITE PLAIN | BRIGHT STAINLESS STEEL (ANSI/BHMA 629 - USD32) |
| .4I GREY PLAIN | SATIN STAINLESS STEEL (ANSI/BHMA 630 - USD32D) |
| .3I GREY PLAIN | BRIGHT STAINLESS STEEL (ANSI/BHMA 629 - USD32) |
| .4C BROWN PLAIN | SATIN STAINLESS STEEL (ANSI/BHMA 630 - USD32D) |
| .3C BROWN PLAIN | BRIGHT STAINLESS STEEL (ANSI/BHMA 629 - USD32) |

- STAINLESS STEEL POWDERCOATED ON REQUEST**
- .40 BLACK RAL 9005 - TO MATCH WITH PBA BLACK ALUMINIUM
 - .31 WHITE RAL 9010
 - .32 GREY
 - .38 CHAMPAGNE
 - .39 BRONZE - TO MATCH WITH PBA BRONZE ALUMINIUM
 - .41 SILVER

- .99 COLOURS ON REQUEST TO MATCH ANY RAL #
(screws, grub screws and plastic parts non powdercoated)
available on request depending on quantities

EDGE COMPONENT:
BLACK FOR DARK COLOUR POWDEL
GREY FOR LIGHT COLOUR POWDEL AND STAINLESS STEEL

- BRAND OF COMPATIBLE RIM CYLINDER:**
- ARROW
 - BEST
 - CORBIN RUSSWIN
 - KABAILCO
 - MEDECO
 - SARGENT
 - SCHLAGE
 - YALE



	ITEM	A	B	C	D	Ø
PAIR	KLO.V03.00UD. xx	1000 mm 39 3/8"	1150 mm 45 1/4"	80 mm 3 1/8"	75 mm 2 15/16"	35 mm 1 3/8"
	KLO.V03.99UD. xx	custom	custom	80 mm 3 1/8"	75 mm 2 15/16"	35 mm 1 3/8"
SINGLE	KLO.V03.000U. xx	1000 mm 39 3/8"	1150 mm 45 1/4"	80 mm 3 1/8"	75 mm 2 15/16"	35 mm 1 3/8"
	KLO.V03.999U. xx	custom	custom	80 mm 3 1/8"	75 mm 2 15/16"	35 mm 1 3/8"

.XX = FINISH CODE

STAINLESS STEEL

- .43 BRIGHT STAINLESS STEEL (ANSI/BHMA 629 - USD32)
- .44 SATIN STAINLESS STEEL (ANSI/BHMA 630 - USD32D)

STAINLESS STEEL POWDERCOATED ON REQUEST

- .40 BLACK RAL 9005 - TO MATCH WITH PBA BLACK ALUMINIUM
- .31 WHITE RAL 9010
- .32 GREY
- .38 CHAMPAGNE
- .39 BRONZE - TO MATCH WITH PBA BRONZE ALUMINIUM
- .41 SILVER

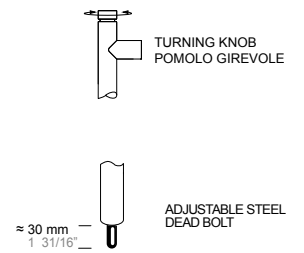
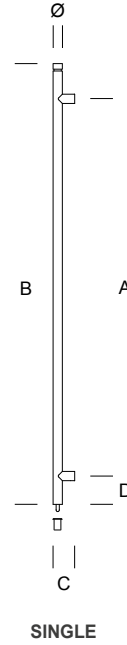
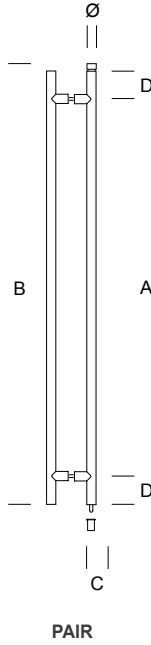

- .99 COLOURS ON REQUEST TO MATCH ANY RAL #
(screws, grub screws and plastic parts non powdercoated)
available on request depending on quantities

EDGE COMPONENT:

- BLACK FOR DARK COLOUR POWDEL
- GREY FOR LIGHT COLOUR POWDEL AND STAINLESS STEEL

BRAND OF COMPATIBLE RIM CYLINDER:	
- ARROW	- BEST
- CORBIN RUSSWIN	- KABAILCO
- MEDECO	- SARGENT
- SCHLAGE	- YALE

FIXING D page 398
SOLD SEPARATELY



	ITEM	A	B	C	D	Ø
PAIR	KLO.V01.0PMD. xx	1000 mm 39 3/8"	1170 mm 46 1/16"	70 mm 2 3/4"	75 mm 2 15/16"	25 mm 1"
	KLO.V01.9PMD. xx	custom	custom	70 mm 2 3/4"	75 mm 2 15/16"	25 mm 1"
SINGLE	KLO.V01.00PM. xx	1000 mm 39 3/8"	1170 mm 46 1/16"	70 mm 2 3/4"	75 mm 2 15/16"	25 mm 1"
	KLO.V01.99PM. xx	custom	custom	70 mm 2 3/4"	75 mm 2 15/16"	25 mm 1"

.XX = FINISH CODE

STAINLESS STEEL

- .43 BRIGHT STAINLESS STEEL (ANSI/BHMA 629 - USD32)
- .44 SATIN STAINLESS STEEL (ANSI/BHMA 630 - USD32D)

STAINLESS STEEL POWDERCOATED ON REQUEST

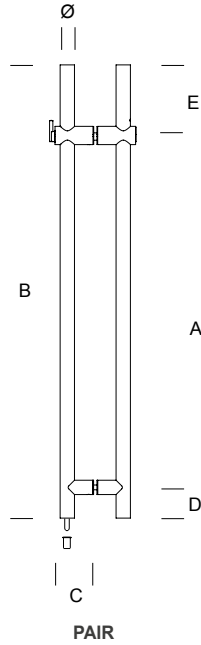
- .40 BLACK RAL 9005 - TO MATCH WITH PBA BLACK ALUMINIUM
- .31 WHITE RAL 9010
- .32 GREY
- .38 CHAMPAGNE
- .39 BRONZE - TO MATCH WITH PBA BRONZE ALUMINIUM
- .41 SILVER

- .99 COLOURS ON REQUEST TO MATCH ANY RAL #
(screws, grub screws and plastic parts non powdercoated)
available on request depending on quantities

EDGE COMPONENT:

- BLACK FOR DARK COLOUR POWDEL
- GREY FOR LIGHT COLOUR POWDEL AND STAINLESS STEEL

FIXING D page 398
SOLD SEPARATELY



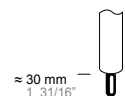
CYLINDER NOT INCLUDED



OCCUPANCY INDICATOR



ADA COMPLIANT THUMBTURN



ADJUSTABLE STEEL DEAD BOLT

≈ 30 mm
1 31/16"

PAIR



ITEM	A	B	C	D	E	Ø
KLH.AD2.0000.xx	1000 mm 39 3/8"	1250 mm 49 1/4"	80 mm 3 1/8"	75 mm 2 15/16"	175 mm 6 7/8"	35 mm 1 3/8"
KLH.AD2.9999.xx	custom	custom	80 mm 3 1/8"	75 mm 2 15/16"	175 mm 6 7/8"	35 mm 1 3/8"

.XX = FINISH CODE

STAINLESS STEEL

- .43 BRIGHT STAINLESS STEEL (ANSI/BHMA 629 - USD32)
- .44 SATIN STAINLESS STEEL (ANSI/BHMA 630 - USD32D)

STAINLESS STEEL POWDERCOATED ON REQUEST

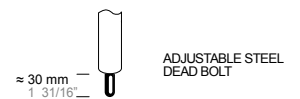
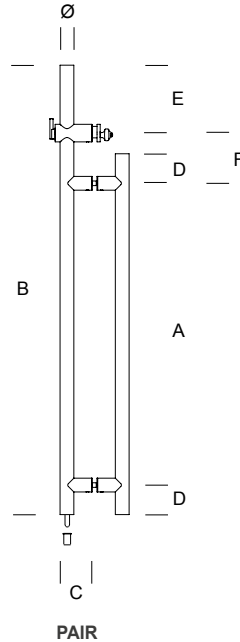
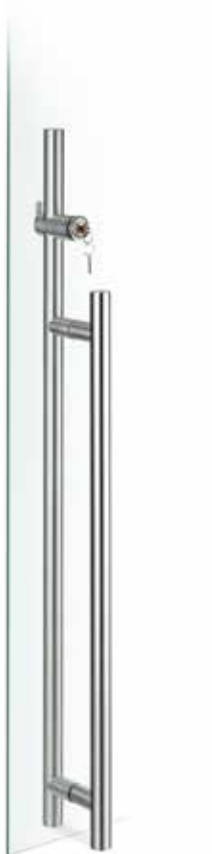
- .40 BLACK RAL 9005 - TO MATCH WITH PBA BLACK ALUMINIUM
- .31 WHITE RAL 9010
- .32 GREY
- .38 CHAMPAGNE
- .39 BRONZE - TO MATCH WITH PBA BRONZE ALUMINIUM
- .41 SILVER


- .99 COLOURS ON REQUEST TO MATCH ANY RAL #
(screws, grub screws and plastic parts non powdercoated)
available on request depending on quantities

EDGE COMPONENT:

- BLACK FOR DARK COLOUR POWDEL
- GREY FOR LIGHT COLOUR POWDEL AND STAINLESS STEEL

CYLINDER NOT INCLUDED



PAIR	ITEM	A	B	C	D	E	F	Ø
	 KLC.AD2.000U. xx	1000 mm 39 3/8"	1425 mm 56 3/32"	80 mm 3 1/8"	75 mm 2 15/16"	175 mm 6 7/8"	175 mm 6 7/8"	35 mm 1 3/8"
	KLC.AD2.999U. xx	custom	custom	80 mm 3 1/8"	75 mm 2 15/16"	175 mm 6 7/8"	custom	35 mm 1 3/8"

.XX = FINISH CODE

STAINLESS STEEL

- .43 BRIGHT STAINLESS STEEL (ANSI/BHMA 629 - USD32)
- .44 SATIN STAINLESS STEEL (ANSI/BHMA 630 - USD32D)

STAINLESS STEEL POWDERCOATED ON REQUEST

- .40 BLACK RAL 9005 - TO MATCH WITH PBA BLACK ALUMINIUM
- .31 WHITE RAL 9010
- .32 GREY
- .38 CHAMPAGNE
- .39 BRONZE - TO MATCH WITH PBA BRONZE ALUMINIUM
- .41 SILVER

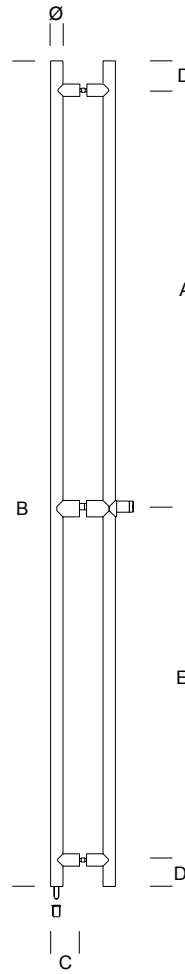
- .99 COLOURS ON REQUEST TO MATCH ANY RAL #
(screws, grub screws and plastic parts non powdercoated)
available on request depending on quantities

EDGE COMPONENT:

- BLACK FOR DARK COLOUR POWDEL
- GREY FOR LIGHT COLOUR POWDEL AND STAINLESS STEEL

BRAND OF COMPATIBLE RIM CYLINDER:	
- ARROW	- BEST
- CORBIN RUSSWIN	- KABAILCO
- MEDECO	- SARGENT
- SCHLAGE	- YALE



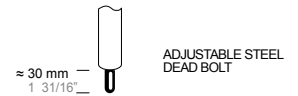


PAIR





KABA
digital cylinder inside



ADA COMPLIANT THUMBTURN



ADJUSTABLE STEEL DEAD BOLT

	ART.	A	B	C	D	E	Ø
PAIR	 KLD.Y03.0000. xx	1050 mm 41 11/32"	2200 mm 86 5/8"	80 mm 3 1/8"	75 mm 2 15/16"	1000 mm 39 3/8"	35 mm 1 3/8"
	KLD.Y03.9999. xx	custom	custom	80 mm 3 1/8"	75 mm 2 15/16"	1000 mm 39 3/8"	35 mm 1 3/8"
PAIR	 KLD.Y05.0000. xx	1050 mm 41 11/32"	2200 mm 86 5/8"	80 mm 3 1/8"	75 mm 2 15/16"	1000 mm 39 3/8"	35 mm 1 3/8"
	KLD.Y05.9999. xx	custom	custom	80 mm 3 1/8"	75 mm 2 15/16"	1000 mm 39 3/8"	35 mm 1 3/8"
PAIR	 KLD.Y04.0000. xx	1050 mm 41 11/32"	2200 mm 86 5/8"	80 mm 3 1/8"	75 mm 2 15/16"	1000 mm 39 3/8"	35 mm 1 3/8"
	KLD.Y04.9999. xx	custom	custom	80 mm 3 1/8"	75 mm 2 15/16"	1000 mm 39 3/8"	35 mm 1 3/8"
PAIR	 KLD.Y06.0000. xx	1050 mm 41 11/32"	2200 mm 86 5/8"	80 mm 3 1/8"	75 mm 2 15/16"	1000 mm 39 3/8"	35 mm 1 3/8"
	KLD.Y06.9999. xx	custom	custom	80 mm 3 1/8"	75 mm 2 15/16"	1000 mm 39 3/8"	35 mm 1 3/8"

XX = FINISH CODE

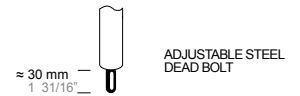
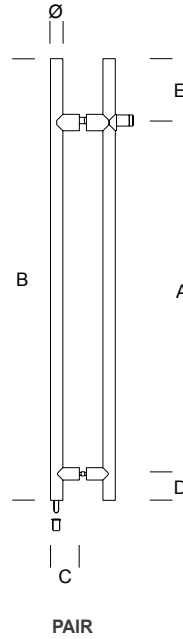

- STAINLESS STEEL**
- .43 BRIGHT STAINLESS STEEL (ANSI/BHMA 629 - USD32)
- .44 SATIN STAINLESS STEEL (ANSI/BHMA 630 - USD32D)
- STAINLESS STEEL POWDERCOATED ON REQUEST**
- .40 BLACK RAL 9005 - TO MATCH WITH PBA BLACK ALUMINIUM
- .31 WHITE RAL 9010
- .32 GREY
- .38 CHAMPAGNE
- .39 BRONZE - TO MATCH WITH PBA BRONZE ALUMINIUM
- .41 SILVER
- .99 COLOURS ON REQUEST TO MATCH ANY RAL #
(screws, grub screws and plastic parts non powdercoated)
available on request depending on quantities
- EDGE COMPONENT:**
BLACK FOR DARK COLOUR POWDEL
GREY FOR LIGHT COLOUR POWDEL AND STAINLESS STEEL



GLASS DOOR PREPARATION
page 396

KABA CYLINDER DETAILS
page 393

STRIKE DETAILS
page 392

KABA
digital cylinder inside



	ITEM	A	B	C	D	E	Ø
PAIR	 KLD.Y01.0000.xx	1000 mm 39 3/8"	1250 mm 49 1/4"	80 mm 3 1/8"	75 mm 2 15/16"	175 mm 6 7/8"	35 mm 1 3/8"
	KLD.Y01.9999.xx	custom	custom	80 mm 3 1/8"	75 mm 2 15/16"	175 mm 6 7/8"	35 mm 1 3/8"
PAIR	 KLD.Y02.0000.xx	1000 mm 39 3/8"	1250 mm 49 1/4"	80 mm 3 1/8"	75 mm 2 15/16"	175 mm 6 7/8"	35 mm 1 3/8"
	KLD.Y02.9999.xx	custom	custom	80 mm 3 1/8"	75 mm 2 15/16"	175 mm 6 7/8"	35 mm 1 3/8"

.XX = FINISH CODE

STAINLESS STEEL

- .43 BRIGHT STAINLESS STEEL (ANSI/BHMA 629 - USD32)
- .44 SATIN STAINLESS STEEL (ANSI/BHMA 630 - USD32D)

STAINLESS STEEL POWDERCOATED ON REQUEST

- .40 BLACK RAL 9005 - TO MATCH WITH PBA BLACK ALUMINIUM
- .31 WHITE RAL 9010
- .32 GREY
- .38 CHAMPAGNE
- .39 BRONZE - TO MATCH WITH PBA BRONZE ALUMINIUM
- .41 SILVER

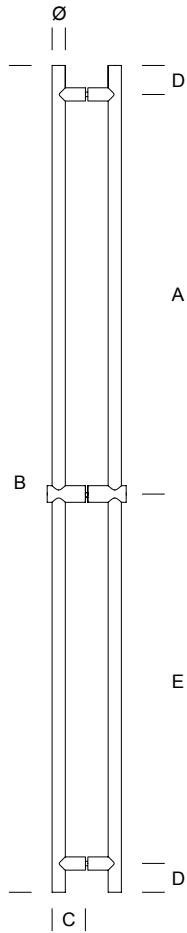
- .99 COLOURS ON REQUEST TO MATCH ANY RAL #
(screws, grub screws and plastic parts non powdercoated)
available on request depending on quantities

EDGE COMPONENT:

- BLACK FOR DARK COLOUR POWDEL
- GREY FOR LIGHT COLOUR POWDEL AND STAINLESS STEEL

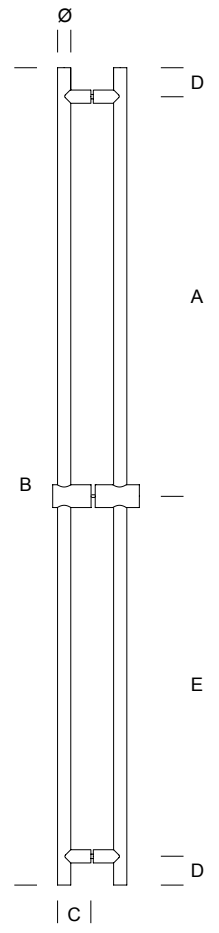
GLASS DOOR PREPARATION
page 396

KABA CYLINDER DETAILS
page 393



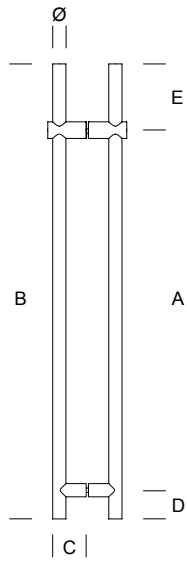
NON LOCKING TO MATCH PULL ON
PAGE 89 AND 96

ITEM	A	B	C	D	E	Ø
KLO.0G4.999U .xx	custom	custom	80 mm 3 1/8"	75 mm 2 15/16"	1000 mm 39 3/8"	35 mm 1 3/8"



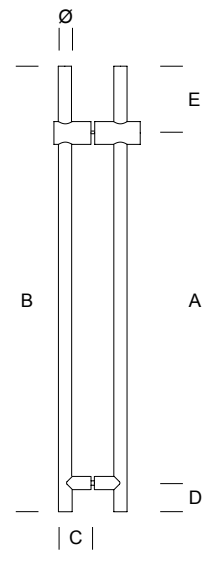
NON LOCKING TO MATCH PULL ON
PAGE 99

ITEM	A	B	C	D	E	Ø
KLO.0G4.999M .xx	custom	custom	80 mm 3 1/8"	75 mm 2 15/16"	1000 mm 39 3/8"	35 mm 1 3/8"



NON LOCKING TO MATCH PULL ON
PAGE 92 AND 97

ITEM	A	B	C	D	E	Ø
KLO.0G2.999U .xx	custom	custom	80 mm 3 1/8"	75 mm 2 15/16"	175 mm 6 7/8"	35 mm 1 3/8"



NON LOCKING TO MATCH PULL ON
PAGE 100

ITEM	A	B	C	D	E	Ø
KLO.0G2.999M .xx	custom	custom	80 mm 3 1/8"	75 mm 2 15/16"	175 mm 6 7/8"	35 mm 1 3/8"

.XX = FINISH CODE

STAINLESS STEEL

- .43 BRIGHT STAINLESS STEEL (ANSI/BHMA 629 - USD32)
- .44 SATIN STAINLESS STEEL (ANSI/BHMA 630 - USD32D)

EDGE COMPONENT:

BLACK FOR DARK COLOUR POWDEL GREY FOR LIGHT COLOUR POWDEL AND STAINLESS STEEL

STAINLESS STEEL POWDERCOATED ON REQUEST

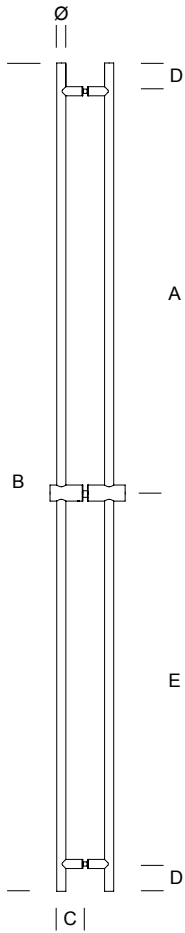
- .40 BLACK RAL 9005 - TO MATCH WITH PBA BLACK ALUMINIUM
- .31 WHITE RAL 9010
- .32 GREY
- .38 CHAMPAGNE
- .39 BRONZE - TO MATCH WITH PBA BRONZE ALUMINIUM
- .41 SILVER
- .99 COLOURS ON REQUEST TO MATCH ANY RAL #
(screws, grub screws and plastic parts non powdercoated)
available on request depending on quantities

FIXING D INCLUDED
page 398

GLASS DOOR PREPARATION
page 396



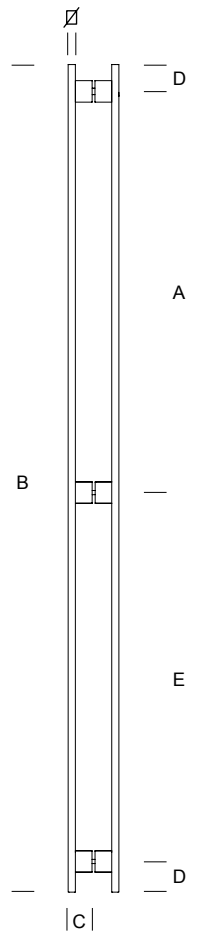
NON LOCKING TO MATCH PULL ON
PAGE 103



ITEM	A	B	C	D	E	Ø
KLR.0G4.9999.xx	custom	custom	72 mm 2 27/32"	75 mm 2 15/16"	1000 mm 39 3/8"	25 mm 1"



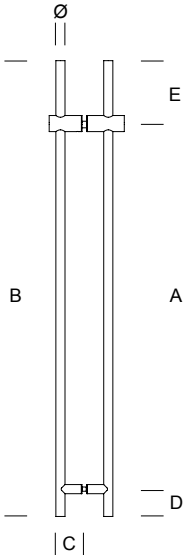
NON LOCKING TO MATCH PULL ON
PAGE 81



ITEM	A	B	C	D	E	Ø
KLP.0G4.9999U.xx	custom	custom	67 mm 2 5/8"	75 mm 2 15/16"	1000 mm 39 3/8"	50x20 mm 1 31/32" x 25/32"



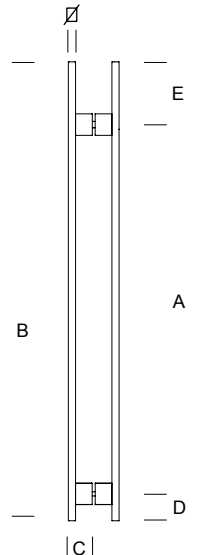
NON LOCKING TO MATCH PULL ON
PAGE 106



ITEM	A	B	C	D	E	Ø
KLR.0G2.9999.xx	custom	custom	72 mm 2 27/32"	75 mm 2 15/16"	175 mm 6 7/8"	25 mm 1"



NON LOCKING TO MATCH PULL ON
PAGE 84



ITEM	A	B	C	D	E	Ø
KLP.0G2.9999U.xx	custom	custom	67 mm 2 5/8"	75 mm 2 15/16"	175 mm 6 7/8"	50x20 mm 1 31/32" x 25/32"

.XX = FINISH CODE

STAINLESS STEEL

- .43 BRIGHT STAINLESS STEEL (ANSI/BHMA 629 - USD32)
- .44 SATIN STAINLESS STEEL (ANSI/BHMA 630 - USD32D)

EDGE COMPONENT:

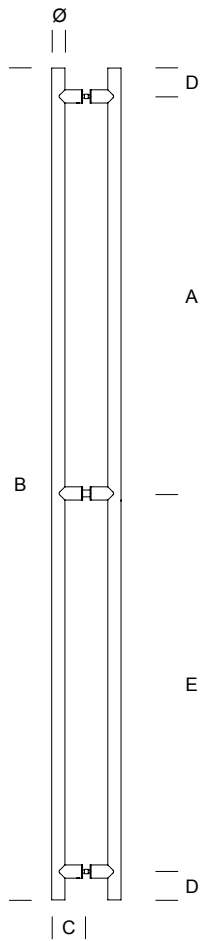
BLACK FOR DARK COLOUR POWDEL GREY FOR LIGHT COLOUR POWDEL AND STAINLESS STEEL

STAINLESS STEEL POWDERCOATED ON REQUEST

- .40 BLACK RAL 9005 - TO MATCH WITH PBA BLACK ALUMINIUM
- .31 WHITE RAL 9010
- .32 GREY
- .38 CHAMPAGNE
- .39 BRONZE - TO MATCH WITH PBA BRONZE ALUMINIUM
- .41 SILVER
- .99 COLOURS ON REQUEST TO MATCH ANY RAL #
(screws, grub screws and plastic parts non powdercoated)
available on request depending on quantities

FIXING D INCLUDED
page 398

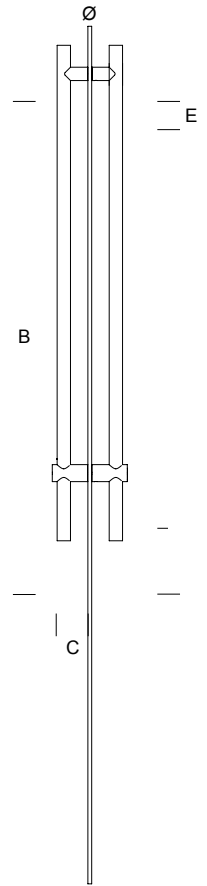
GLASS DOOR PREPARATION
page 396



UNIVERSAL NON LOCKING PULL

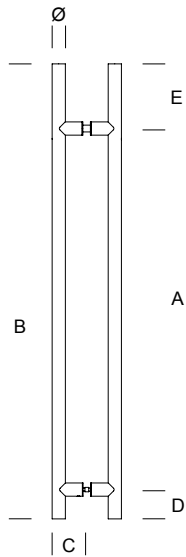
ITEM	A	B	C	D	E	Ø
KLO.0G4.9999 .xx	custom	custom	80 mm 3 1/8"	75 mm 2 15/16"	1000 mm 39 3/8"	35 mm 1 3/8"

ADA
10°
clearance
a y o u t



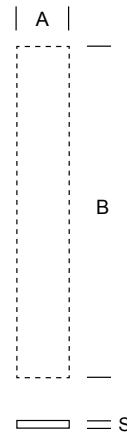
NON LOCKING TO MATCH PULL ON
PAGE 93 AND 98

ITEM	A	B	C	D	E	Ø
KLO.0G2.99RU .xx	custom	custom	80 mm 3 1/8"	175 mm 6 7/8"	75 mm 2 15/16"	35 mm 1 3/8"



UNIVERSAL NON LOCKING PULL

ITEM	A	B	C	D	E	Ø
KLO.0G2.9999 .xx	custom	custom	80 mm 3 1/8"	75 mm 2 15/16"	175 mm 6 7/8"	35 mm 1 3/8"



ITEM	A	B	S
2MM.PLA.9999 .xx	custom	custom	2 mm 5/64"

.XX = FINISH CODE

STAINLESS STEEL

- .43 BRIGHT STAINLESS STEEL (ANSI/BHMA 629 - USD32)
- .44 SATIN STAINLESS STEEL (ANSI/BHMA 630 - USD32D)

EDGE COMPONENT:

BLACK FOR DARK COLOUR POWDEL GREY FOR LIGHT COLOUR POWDEL AND STAINLESS STEEL

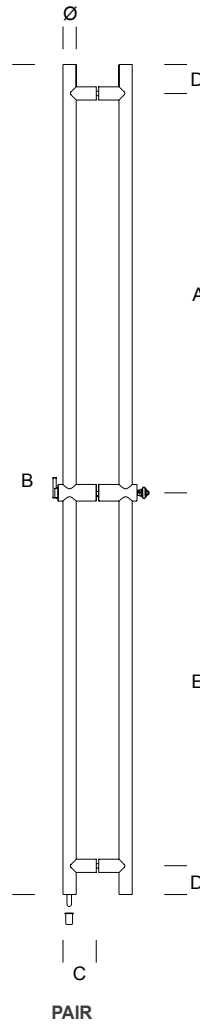
STAINLESS STEEL POWDERCOATED ON REQUEST

- .40 BLACK RAL 9005 - TO MATCH WITH PBA BLACK ALUMINIUM
- .31 WHITE RAL 9010
- .32 GREY
- .38 CHAMPAGNE
- .39 BRONZE - TO MATCH WITH PBA BRONZE ALUMINIUM
- .41 SILVER
- .99 COLOURS ON REQUEST TO MATCH ANY RAL #
(screws, grub screws and plastic parts non powdercoated)
available on request depending on quantities

FIXING D INCLUDED
page 398

GLASS DOOR PREPARATION
page 396-397





CYLINDER NOT INCLUDED



RIM CYLINDER WITH IC





RIM CYLINDER




ADA COMPLIANT THUMBTURN



ADJUSTABLE STEEL DEAD BOLT

	ITEM	A	B	C	D	E	Ø
PAIR	 KLA.AD4.000U. xx	1050 mm 41 11/32"	2200 mm 86 5/8"	85 mm 3 11/32"	75 mm 2 15/16"	1000 mm 39 3/8"	37 mm 1 29/64"
	KLA.AD4.999U. xx	custom	custom	85 mm 3 11/32"	75 mm 2 15/16"	1000 mm 39 3/8"	37 mm 1 29/64"
PAIR	 KLA.AD6.000U. xx	1050 mm 41 11/32"	2200 mm 86 5/8"	85 mm 3 11/32"	75 mm 2 15/16"	1000 mm 39 3/8"	37 mm 1 29/64"
	KLA.AD6.999U. xx	custom	custom	85 mm 3 11/32"	75 mm 2 15/16"	1000 mm 39 3/8"	37 mm 1 29/64"



.XX = FINISH CODE
 ALUMINIUM
 .69 SILVER
 .67 BRONZE
 .68 BLACK

EDGE COMPONENT:
 BLACK FOR DARK COLOUR POWDEL
 GREY FOR LIGHT COLOUR POWDEL AND
 STAINLESS STEEL

BRAND OF COMPATIBLE RIM CYLINDER:
 - ARROW - BEST
 - CORBIN RUSSWIN - KABAILCO
 - MEDECO - SARGENT
 - SCHLAGE - YALE

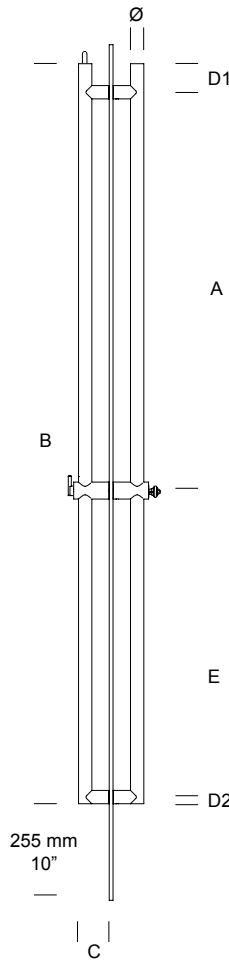
GLASS DOOR PREPARATION
 page 396

STRIKE DETAILS
 page 392

COMBINED NON LOCKING
 page 136

ITEM
 KLA.0G4.999U





ADA
10"
clearance
layout

CYLINDER NOT INCLUDED



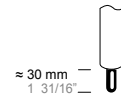
RIM CYLINDER WITH IC



RIM CYLINDER



ADA COMPLIANT THUMBTURN



ADJUSTABLE STEEL DEAD BOLT

PAIR

PAIR



ITEM	A	B	C	D1	D2	E	Ø
KLA.AD4.00RU. xx	1050 mm 41 11/32"	1945 mm 76 9/16"	85 mm 3 11/32"	75 mm 2 15/16"	17,5 mm 11/16"	802 mm 31 9/16"	37 mm 1 29/64"
KLA.AD4.99RU. xx	custom	custom	85 mm 3 11/32"	75 mm 2 15/16"	17,5 mm 11/16"	802 mm 31 9/16"	37 mm 1 29/64"

Silver Bronze Black



.XX = FINISH CODE

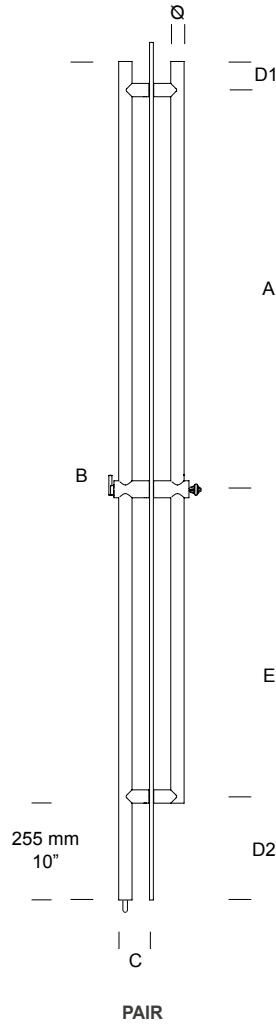
- .ALUMINIUM
- .69 SILVER
- .67 BRONZE
- .68 BLACK

EDGE COMPONENT:
BLACK FOR DARK COLOUR POWDEL
GREY FOR LIGHT COLOUR POWDEL AND
STAINLESS STEEL

BRAND OF COMPATIBLE RIM CYLINDER:	
- ARROW	- BEST
- CORBIN RUSSWIN	- KABAILCO
- MEDECO	- SARGENT
- SCHLAGE	- YALE

GLASS DOOR PREPARATION
page 397

STRIKE DETAILS
page 392



ADA
10"
clearance
layout

CYLINDER NOT INCLUDED



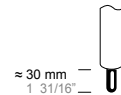
RIM CYLINDER WITH IC



RIM CYLINDER



ADA COMPLIANT THUMBTURN



ADJUSTABLE STEEL DEAD BOLT

PAIR



ITEM	A	B	C	D1	D2	E	Ø
KLA.AD4.00TU. xx	1050 mm 41 11/32"	2200 mm 86 5/8"	85 mm 3 11/32"	75 mm 2 15/16"	273 mm 10 3/4"	802 mm 31 9/16"	37 mm 1 29/64"
KLA.AD4.99TU. xx	custom	custom	85 mm 3 11/32"	75 mm 2 15/16"	273 mm 10 3/4"	802 mm 31 9/16"	37 mm 1 29/64"

Silver Bronze Black



.XX = FINISH CODE

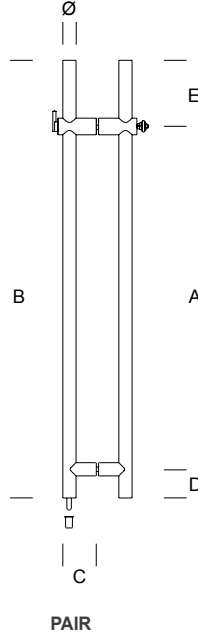

- ALUMINIUM
- .69 SILVER
- .67 BRONZE
- .68 BLACK

EDGE COMPONENT:
BLACK FOR DARK COLOUR POWDEL
GREY FOR LIGHT COLOUR POWDEL AND
STAINLESS STEEL

BRAND OF COMPATIBLE RIM CYLINDER:	
- ARROW	- BEST
- CORBIN RUSSWIN	- KABAILCO
- MEDECO	- SARGENT
- SCHLAGE	- YALE

GLASS DOOR PREPARATION
page 397

STRIKE DETAILS
page 392



CYLINDER NOT INCLUDED



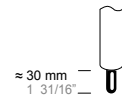
RIM CYLINDER WITH IC



RIM CYLINDER



ADA COMPLIANT THUMBTURN



ADJUSTABLE STEEL DEAD BOLT

PAIR



ITEM	A	B	C	D	E	Ø
KLA.AD2.000U. xx	1000 mm 39 3/8"	1250 mm 49 1/4"	85 mm 3 11/32"	75 mm 2 15/16"	175 mm 6 7/8"	37 mm 1 29/64"
KLA.AD2.999U. xx	custom	custom	85 mm 3 11/32"	75 mm 2 15/16"	175 mm 6 7/8"	37 mm 1 29/64"

Silver Bronze Black



.XX = FINISH CODE

ALUMINIUM
.69 SILVER
.67 BRONZE
.68 BLACK

EDGE COMPONENT:
BLACK FOR DARK COLOUR POWDEL
GREY FOR LIGHT COLOUR POWDEL AND
STAINLESS STEEL

BRAND OF COMPATIBLE RIM CYLINDER:

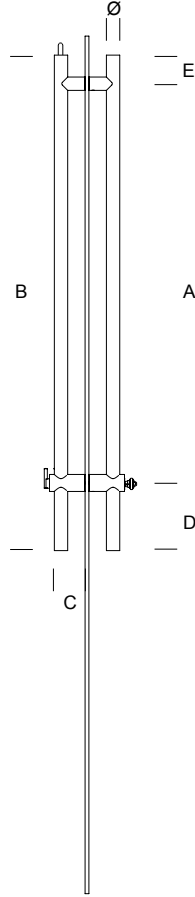
- ARROW
- CORBIN RUSSWIN
- MEDECO
- SCHLAGE
- BEST
- KABAILCO
- SARGENT
- YALE

GLASS DOOR PREPARATION
page 396

COMBINED NON LOCKING
page 136

ITEM
KLA.0G2.999U





ADA
10"
clearance
Layout

CYLINDER NOT INCLUDED



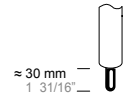
RIM CYLINDER WITH IC



RIM CYLINDER



ADA COMPLIANT THUMBTURN



ADJUSTABLE STEEL DEAD BOLT

PAIR

PAIR	ITEM	A	B	C	D	E	Ø
	KLA.AD2.00RU. xx	1050 mm 41 11/32"	1300 mm 51 3/16"	85 mm 3 11/32"	175 mm 6 7/8"	75 mm 2 15/16"	37 mm 1 29/64"
	KLA.AD2.99RU. xx	custom	custom	85 mm 3 11/32"	175 mm 6 7/8"	75 mm 2 15/16"	37 mm 1 29/64"

Silver Bronze Black



.XX = FINISH CODE

- .69 ALUMINIUM
- .69 SILVER
- .67 BRONZE
- .68 BLACK

EDGE COMPONENT:
BLACK FOR DARK COLOUR POWDEL
GREY FOR LIGHT COLOUR POWDEL AND
STAINLESS STEEL

BRAND OF COMPATIBLE RIM CYLINDER:	
- ARROW	- BEST
- CORBIN RUSSWIN	- KABAILCO
- MEDECO	- SARGENT
- SCHLAGE	- YALE

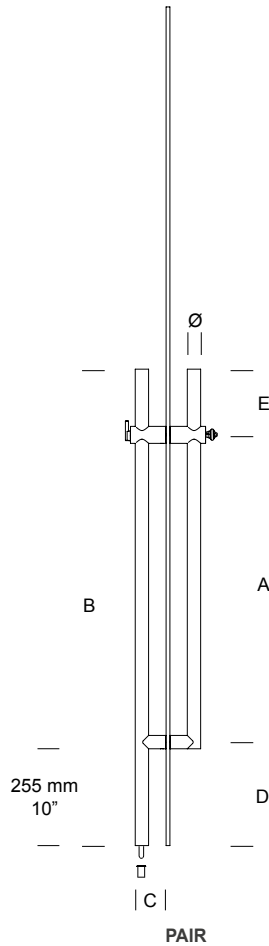
GLASS DOOR PREPARATION
page 397

TOP STRIKES AVAILABLE
page 392

COMBINED NON LOCKING
page 137

ITEM
KLA.0G2.99RU





ADA
10"
clearance
layout

CYLINDER NOT INCLUDED



PAIR



ITEM	A	B	C	D	E	Ø
KLA.AD2.00TU. xx	802 mm 31 9/16"	1250 mm 49 1/4"	85 mm 3 11/32"	273 mm 10 3/4"	175 mm 6 7/8"	37 mm 1 29/64"
KLA.AD2.99TU. xx	custom	custom	85 mm 3 11/32"	273 mm 10 3/4"	175 mm 6 7/8"	37 mm 1 29/64"

Silver Bronze Black



.XX = FINISH CODE

- ALUMINIUM
- .69 SILVER
- .67 BRONZE
- .68 BLACK

EDGE COMPONENT:
BLACK FOR DARK COLOUR POWDEL
GREY FOR LIGHT COLOUR POWDEL AND
STAINLESS STEEL

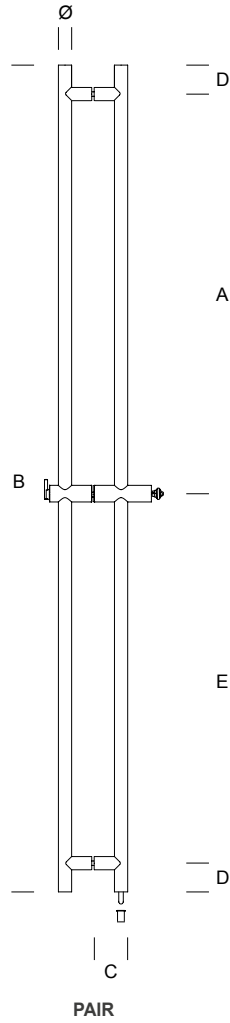
BRAND OF COMPATIBLE RIM CYLINDER:	
- ARROW	- BEST
- CORBIN RUSSWIN	- KABAILCO
- MEDECO	- SARGENT
- SCHLAGE	- YALE

GLASS DOOR PREPARATION
page 397

PROGRAMMA K-LOCK ALUMINIUM KEY SIDE BOLT

PBA
PATENTED
SYSTEM





KEY
side bolt

CYLINDER NOT INCLUDED



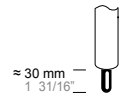
RIM CYLINDER WITH IC



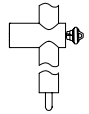
RIM CYLINDER




ADA COMPLIANT THUMBTURN



ADJUSTABLE STEEL DEAD BOLT



KEY SIDE BOLT

	ITEM	A	B	C	D	E	Ø
PAIR	 KLA.AD4.00FU. xx	1050 mm 41 11/32"	2200 mm 86 5/8"	85 mm 3 11/32"	75 mm 2 15/16"	1000 mm 39 3/8"	37 mm 1 29/64"
	 KLA.AD4.99FU. xx	custom	custom	85 mm 3 11/32"	75 mm 2 15/16"	1000 mm 39 3/8"	37 mm 1 29/64"
PAIR	 KLA.AD6.00FU. xx	1050 mm 41 11/32"	2200 mm 86 5/8"	85 mm 3 11/32"	75 mm 2 15/16"	1000 mm 39 3/8"	37 mm 1 29/64"
	 KLA.AD6.99FU. xx	custom	custom	85 mm 3 11/32"	75 mm 2 15/16"	1000 mm 39 3/8"	37 mm 1 29/64"



.XX = FINISH CODE

- .69 ALUMINIUM
- .69 SILVER
- .67 BRONZE
- .68 BLACK

EDGE COMPONENT:
BLACK FOR DARK COLOUR POWDEL
GREY FOR LIGHT COLOUR POWDEL AND
STAINLESS STEEL

CYLINDER BRAND AND MODEL
COMPATIBILITY HAVE TO BE VERIFY
BEFORE ORDER

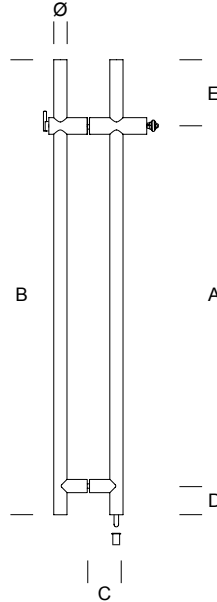

GLASS DOOR PREPARATION
page 396

STRIKE DETAILS
page 392

COMBINED NON LOCKING
page 136

ITEM
KLA.0G4.999U





PAIR



KEY
side bolt

CYLINDER NOT INCLUDED



RIM CYLINDER WITH IC



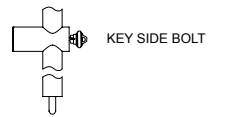
RIM CYLINDER



ADA COMPLIANT THUMBTURN



ADJUSTABLE STEEL DEAD BOLT



KEY SIDE BOLT

PAIR



ITEM	A	B	C	D	E	Ø
KLA.AD2.00FU. xx	1000 mm 39 3/8"	1250 mm 49 1/4"	85 mm 3 11/32"	75 mm 2 15/16"	175 mm 6 7/8"	37 mm 1 29/64"
KLA.AD2.99FU. xx	custom	custom	85 mm 3 11/32"	75 mm 2 15/16"	175 mm 6 7/8"	37 mm 1 29/64"

Silver Bronze Black



.XX = FINISH CODE

- ALUMINIUM
- .69 SILVER
- .67 BRONZE
- .68 BLACK

EDGE COMPONENT:
BLACK FOR DARK COLOUR POWDEL
GREY FOR LIGHT COLOUR POWDEL AND
STAINLESS STEEL

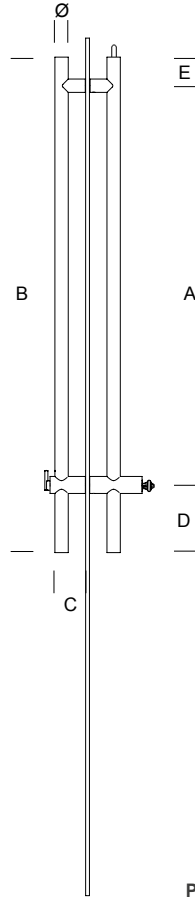
CYLINDER BRAND AND MODEL
COMPATIBILITY HAVE TO BE VERIFY
BEFORE ORDER

GLASS DOOR PREPARATION
page 396

COMBINED NON LOCKING
page 136

ITEM
KLA.0G2.999U





ADA
10"
clearance
l a y o u t

KEY
side bolt

CYLINDER NOT INCLUDED



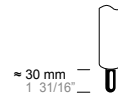
RIM CYLINDER WITH IC



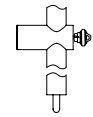
RIM CYLINDER



ADA COMPLIANT THUMBTURN



ADJUSTABLE STEEL DEAD BOLT



KEY SIDE BOLT

PAIR



ITEM	A	B	C	D	E	Ø
KLA.AD2.0RFU. xx	1000 mm 39 3/8"	1250 mm 49 1/4"	85 mm 3 11/32"	75 mm 2 15/16"	175 mm 6 7/8"	37 mm 1 29/64"
KLA.AD2.9RFU. xx	custom	custom	85 mm 3 11/32"	75 mm 2 15/16"	175 mm 6 7/8"	37 mm 1 29/64"

Silver Bronze Black



.XX = FINISH CODE

- .69 ALUMINIUM
- .69 SILVER
- .67 BRONZE
- .68 BLACK

EDGE COMPONENT:
BLACK FOR DARK COLOUR POWDEL
GREY FOR LIGHT COLOUR POWDEL AND
STAINLESS STEEL

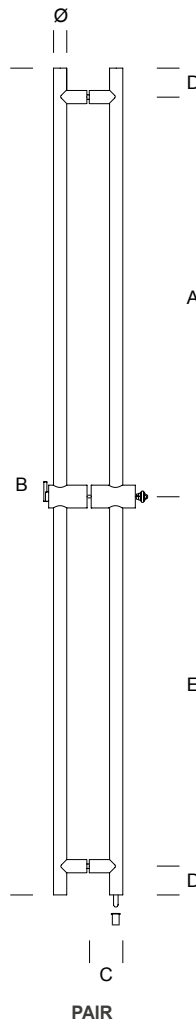
CYLINDER BRAND AND MODEL
COMPATIBILITY HAVE TO BE VERIFY
BEFORE ORDER

GLASS DOOR PREPARATION
page 397

COMBINED NON LOCKING
page 137

ITEM
KLA.0G2.99RU





KEY
side bolt

CYLINDER NOT INCLUDED
PBA CAN ACCOMMODATE ANY RIM CYLINDER BRAND



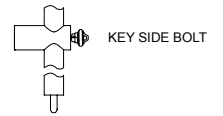
MORTISE CYLINDER STANDARD



ADA COMPLIANT THUMBTURN





ADJUSTABLE STEEL DEAD BOLT



KEY SIDE BOLT



	ITEM	A	B	C	D	E	Ø
PAIR	 KLA.AD4.00FM. xx	1050 mm 41 11/32"	2200 mm 86 5/8"	85 mm 3 11/32"	75 mm 2 15/16"	1000 mm 39 3/8"	37 mm 1 29/64"
	KLA.AD4.99FM. xx	custom	custom	85 mm 3 11/32"	75 mm 2 15/16"	1000 mm 39 3/8"	37 mm 1 29/64"
PAIR	 KLA.AD6.00FM. xx	1050 mm 41 11/32"	2200 mm 86 5/8"	85 mm 3 11/32"	75 mm 2 15/16"	1000 mm 39 3/8"	37 mm 1 29/64"
	KLA.AD6.99FM. xx	custom	custom	85 mm 3 11/32"	75 mm 2 15/16"	1000 mm 39 3/8"	37 mm 1 29/64"

Silver Bronze Black



.XX = FINISH CODE

- ALUMINIUM
- .69 SILVER
- .67 BRONZE
- .68 BLACK

EDGE COMPONENT:
BLACK FOR DARK COLOUR POWDEL
GREY FOR LIGHT COLOUR POWDEL AND
STAINLESS STEEL

CYLINDER BRAND AND MODEL
COMPATIBILITY DON'T HAVE TO BE
SPECIFY BEFORE ORDER

SUGGESTED CYLINDERS OPTION
page 393

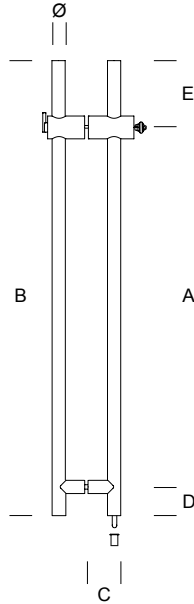
GLASS DOOR PREPARATION
page 396

STRIKE DETAILS
page 392

COMBINED NON LOCKING
page 136

ITEM
KLA.0G4.999M





PAIR



KEY
side bolt



CYLINDER NOT INCLUDED
PBA CAN ACCOMMODATE ANY RIM CYLINDER BRAND



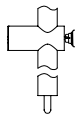
MORTISE CYLINDER STANDARD



ADA COMPLIANT THUMBTURN



ADJUSTABLE STEEL DEAD BOLT



KEY SIDE BOLT

PAIR



ITEM	A	B	C	D	E	Ø
KLA.AD2.00FM. xx	1000 mm 39 3/8"	1250 mm 49 1/4"	85 mm 3 11/32"	75 mm 2 15/16"	175 mm 6 7/8"	37 mm 1 29/64"
KLA.AD2.99FM. xx	custom	custom	85 mm 3 11/32"	75 mm 2 15/16"	175 mm 6 7/8"	37 mm 1 29/64"

Silver Bronze Black



.XX = FINISH CODE

- .69 ALUMINIUM
- .69 SILVER
- .67 BRONZE
- .68 BLACK

EDGE COMPONENT:
BLACK FOR DARK COLOUR POWDEL
GREY FOR LIGHT COLOUR POWDEL AND
STAINLESS STEEL

CYLINDER BRAND AND MODEL
COMPATIBILITY HAVE TO BE VERIFY
BEFORE ORDER

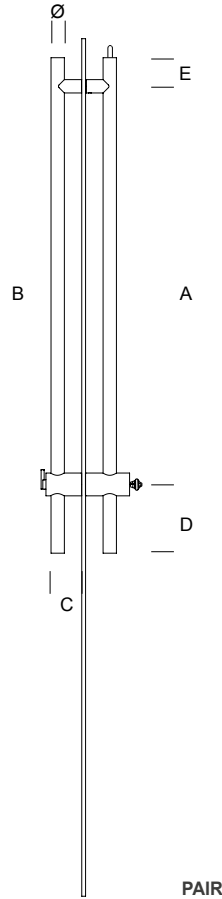
SUGGESTED CYLINDERS OPTION
page 393

GLASS DOOR PREPARATION
page 396

COMBINED NON LOCKING
page 136

ITEM
KLA.0G2.999M





ADA
10"
clearance
Layout

KEY
side bolt

PBA
PATENTED
SYSTEM

CYLINDER NOT INCLUDED
PBA CAN ACCOMODATE
ANY RIM CYLINDER BRAND



MORTISE
CYLINDER
STANDARD



ADA COMPLIANT
THUMBTURN

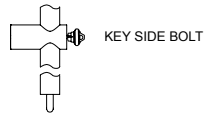


ADJUSTABLE STEEL
DEAD BOLT

PAIR



ITEM	A	B	C	D	E	Ø
KLA.AD2.0RFM. xx	1050 mm 41 11/32"	1300 mm 51 3/16"	85 mm 3 11/32"	175 mm 6 7/8"	75 mm 2 15/16"	37 mm 1 29/64"
KLA.AD2.9RFM. xx	custom	custom	85 mm 3 11/32"	175 mm 6 7/8"	75 mm 2 15/16"	37 mm 1 29/64"



KEY SIDE BOLT



.XX = FINISH CODE
ALUMINIUM
.69 SILVER
.67 BRONZE
.68 BLACK

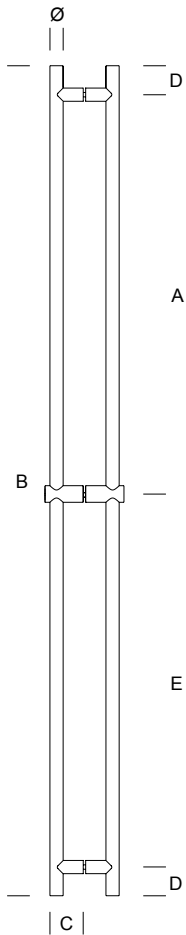
EDGE COMPONENT:
BLACK FOR DARK COLOUR POWDEL
GREY FOR LIGHT COLOUR POWDEL AND
STAINLESS STEEL

CYLINDER BRAND AND MODEL
COMPATIBILITY DON'T HAVE TO BE
SPECIFY BEFORE ORDER

SUGGESTED CYLINDERS OPTION
page 393

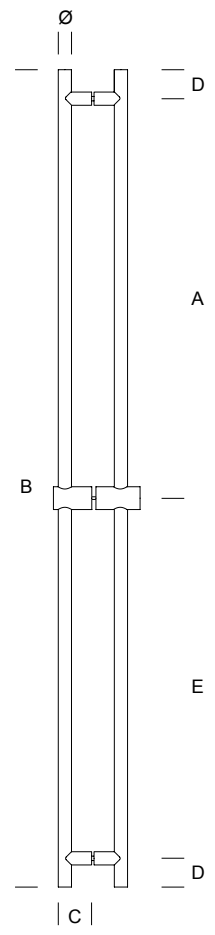
GLASS DOOR PREPARATION
page 397

TOP STRIKES AVAILABLE
page 392



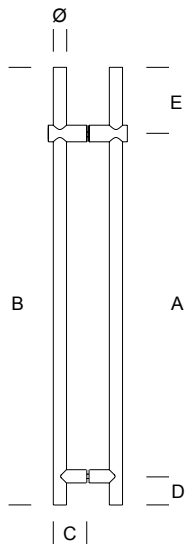
NON LOCKING TO MATCH PULL ON
PAGE 123 AND 130

ITEM	A	B	C	D	E	Ø
KLA.0G4.999U. xx	custom	custom	85 mm 3 11/32"	75 mm 2 15/16"	1000 mm 39 3/8"	37 mm 1 29/64"



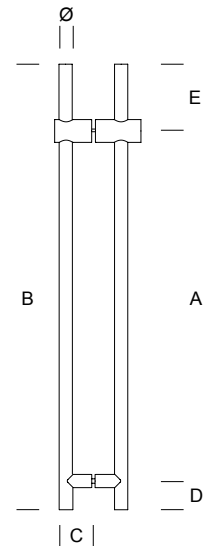
NON LOCKING TO MATCH PULL ON
PAGE 133

ITEM	A	B	C	D	E	Ø
KLA.0G4.999M. xx	custom	custom	85 mm 3 11/32"	75 mm 2 15/16"	1000 mm 39 3/8"	37 mm 1 29/64"



NON LOCKING TO MATCH PULL ON
PAGE 126 AND 131

ITEM	A	B	C	D	E	Ø
KLA.0G2.999U. xx	custom	custom	85 mm 3 11/32"	75 mm 2 15/16"	175 mm 6 7/8"	37 mm 1 29/64"



NON LOCKING TO MATCH PULL ON
PAGE 134

ITEM	A	B	C	D	E	Ø
KLA.0G2.999M. xx	custom	custom	85 mm 3 11/32"	75 mm 2 15/16"	175 mm 6 7/8"	37 mm 1 29/64"

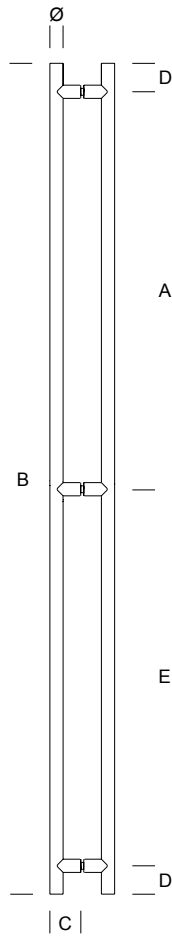
.XX = FINISH CODE

- ALUMINIUM
- .69 SILVER
- .67 BRONZE
- .68 BLACK

EDGE COMPONENT:
BLACK FOR DARK COLOUR POWDEL
GREY FOR LIGHT COLOUR POWDEL AND
STAINLESS STEEL

FIXING D INCLUDED
page 398

GLASS DOOR PREPARATION
page 396

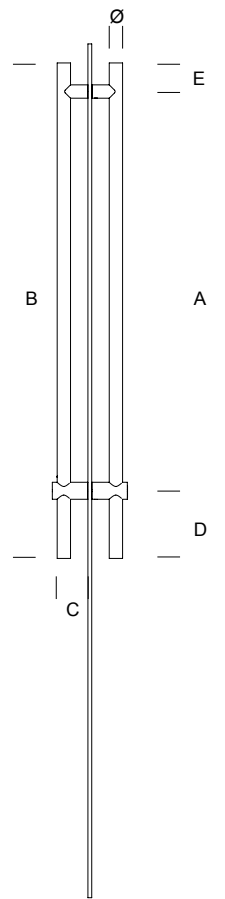


UNIVERSAL NON LOCKING PULL

ITEM	A	B	C	D	E	Ø
KLA.0G4.9999 .xx	custom	custom	85 mm 3 11/32"	75 mm 2 15/16"	1000 mm 39 3/8"	37 mm 1 29/64"

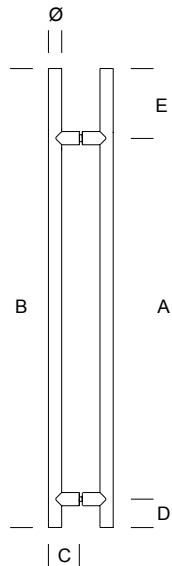


ADA
10"
clearance
a y o u t




NON LOCKING TO MATCH PULL ON
PAGE 127 AND 132

ITEM	A	B	C	D	E	Ø
KLA.0G2.99RU .xx	custom	custom	80 mm 3 1/8"	175 mm 6 7/8"	75 mm 2 15/16"	35 mm 1 3/8"



UNIVERSAL NON LOCKING PULL

ITEM	A	B	C	D	E	Ø
KLA.0G2.9999 .xx	custom	custom	85 mm 3 11/32"	75 mm 2 15/16"	175 mm 6 7/8"	37 mm 1 29/64"



.XX = FINISH CODE

- STAINLESS STEEL**
- .43 BRIGHT STAINLESS STEEL (ANSI/BHMA 629 - USD32)
 - .44 SATIN STAINLESS STEEL (ANSI/BHMA 630 - USD32D)
- STAINLESS STEEL POWDERCOATED ON REQUEST**
- .40 BLACK RAL 9005 - TO MATCH WITH PBA BLACK ALUMINIUM
 - .31 WHITE RAL 9010
 - .32 GREY
 - .38 CHAMPAGNE
 - .39 BRONZE - TO MATCH WITH PBA BRONZE ALUMINIUM
 - .41 SILVER
- .99 COLOURS ON REQUEST TO MATCH ANY RAL #
(screws, grub screws and plastic parts non powdercoated)
available on request depending on quantities

ITEM	A	B	S
2MM.PLA.9999 .xx	custom	custom	2 mm 5/64"

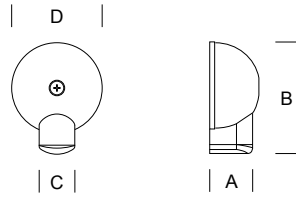
.XX = FINISH CODE

- ALUMINIUM**
- .69 SILVER
 - .67 BRONZE
 - .68 BLACK

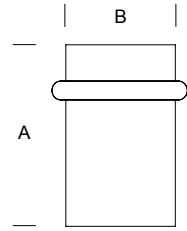
EDGE COMPONENT:
BLACK FOR DARK COLOUR POWDEL
GREY FOR LIGHT COLOUR POWDEL AND
STAINLESS STEEL

FIXING D INCLUDED
page 398

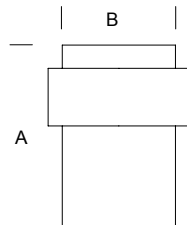
GLASS DOOR PREPARATION
page 396 - 397



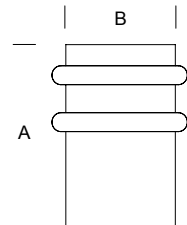
ITEM	A	B	C	D
2MM.040.0000. xx	24 mm 1 5/16"	60 mm 2 23/64"	20 mm 25/32"	50 mm 1 31/32"



ITEM	A	B
2MM.041.0000. xx	40 mm 1 9/16"	29 mm 1 9/64"



ITEM	A	B
2MM.042.0000. xx	40 mm 1 9/16"	29 mm 1 9/64"



ITEM	A	B
2MM.043.0000. xx	40 mm 1 9/16"	29 mm 1 9/64"

.XX = FINISH CODE

STAINLESS STEEL

- .43 BRIGHT STAINLESS STEEL (ANSI/BHMA 629 - USD32)
- .44 SATIN STAINLESS STEEL (ANSI/BHMA 630 - USD32D)

STAINLESS STEEL POWDERCOATED ON REQUEST


- .40 BLACK RAL 9005 - TO MATCH WITH PBA BLACK ALUMINIUM
- .31 WHITE RAL 9010
- .32 GREY
- .38 CHAMPAGNE
- .39 BRONZE - TO MATCH WITH PBA BRONZE ALUMINIUM
- .41 SILVER

- .99 COLOURS ON REQUEST TO MATCH ANY RAL #
(screws, grub screws and plastic parts non powdercoated)
available on request depending on quantities

LOCKSETS FOR FRAMELESS GLASS DOOR

PLACCA CON SERRATURA PER PORTE IN VETRO

THE HGU SERIES IS OUR ANSWER FOR US MORTISE LOCKSETS TO BE INSTALLED ON FRAMELESS GLASS DOORS. MADE OUT OF HIGH GRADE STAINLESS STEEL, AND AVAILABLE IN A VARIETY OF FINISHES AND ANY STANDARD ANSI LOCKSET FUNCTION. THEY CAN ACCOMMODATE ANY BRAND OF MORTISE CYLINDER, AND OFFER MULTIPLE THUMBTURN DESIGNS, AND SINGLE-ACTION EGRESS. OUR HGU SERIES ARE THE MOST COMPACT AND SLEEK US MORTISE LOCKSETS FOR FRAMELESS GLASS DOORS AVAILABLE ON THE MARKET, AND ARE COMPATIBLE WITH A VARIETY OF OUR LEVER DESIGNS. LA PLACCA CON SERRATURA PER PORTE IN VETRO PBA È LA PIÙ PICCOLA AL MONDO. L'ELEGANZA DELLA FILOSOFIA DEL NULLA IN ECCESSO, LA SCELTA DELL'ASSENZA, È RIPRESA IN QUESTA PIASTRA D'ACCIAIO RIFINITA AL MILLIMETRO PER ACCOGLIERE LA SERRATURA E LASCIARE ALLE PORTE IN VETRO LA FUNZIONE DI FINESTRA VERSO LO SPAZIO. LE PLACCHE SONO IN GRADO DI ACCOMPAGNARSI A TUTTE LE IMPUGNATURE PBA.






PROGRAMMA H-GLASS
H G U
Stainless steel AISI 316L

page 144



PROGRAMMA H-GLASS
H G C
Stainless steel AISI 316L

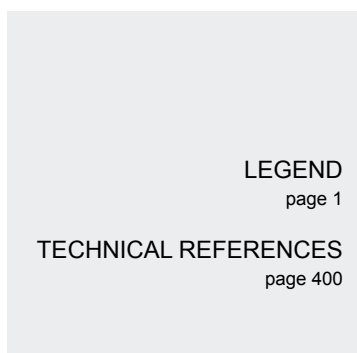

















page 161



PROGRAMMA H-GLASS
H G O
Stainless steel AISI 316L

page 163





LEGEND
page 1

TECHNICAL REFERENCES
page 400





◆ .2 RH
AS PICTURED

	S	ITEM	◆		S	ITEM	◆
PASSAGE ANSI F01	3/8"	HGU.LCK.0A09. xx . x - 0IT.151.00T4. xx Ø - 0IT.151.0UT8. xx Ø	DORMITORY ANSI F13		3/8"	HGU.LCK.1E09. xx . x - 0IT.151.00T4. xx Ø - 0IT.151.0UT8. xx Ø	
	1/2"	HGU.LCK.0A13. xx . x - 0IT.151.00T4. xx Ø - 0IT.151.0UT8. xx Ø			1/2"	* HGU.LCK.2E09. xx . x - 0IT.151.00T4. xx Ø - 0IT.151.0UT8. xx Ø	
OFFICE/ CORRIDOR ANSI F04	3/8"	HGU.LCK.0F09. xx . x - 0IT.151.00T4. xx Ø - 0IT.151.0UT8. xx Ø	STOREROOM ANSI F07		3/8"	HGU.LCK.0P09. xx . x - 0IT.151.00T4. xx Ø - 0IT.151.0UT8. xx Ø	
	1/2"	HGU.LCK.0F13. xx . x - 0IT.151.00T4. xx Ø - 0IT.151.0UT8. xx Ø			1/2"	HGU.LCK.0P13. xx . x - 0IT.151.00T4. xx Ø - 0IT.151.0UT8. xx Ø	
CLASSROOM ANSI F05	3/8"	HGU.LCK.0G09. xx . x - 0IT.151.00T4. xx Ø - 0IT.151.0UT8. xx Ø	PRIVACY ANSI F19		3/8"	HGU.LCK.1M09. xx . x - 0IT.151.00T4. xx Ø - 0IT.151.0UT8. xx Ø	
	1/2"	HGU.LCK.0G13. xx . x - 0IT.151.00T4. xx Ø - 0IT.151.0UT8. xx Ø			1/2"	* HGU.LCK.2M09. xx . x - 0IT.151.00T4. xx Ø - 0IT.151.0UT8. xx Ø	
OFFICE/ENTRY ANSI F04+F13	3/8"	HGU.LCK.1I09. xx . x - 0IT.151.00T4. xx Ø - 0IT.151.0UT8. xx Ø			3/8"	HGU.LCK.1M13. xx . x - 0IT.151.00T4. xx Ø - 0IT.151.0UT8. xx Ø	
	1/2"	* HGU.LCK.2I09. xx . x - 0IT.151.00T4. xx Ø - 0IT.151.0UT8. xx Ø			1/2"	* HGU.LCK.2M13. xx . x - 0IT.151.00T4. xx Ø - 0IT.151.0UT8. xx Ø	
		* HGU.LCK.2I13. xx . x - 0IT.151.00T4. xx Ø - 0IT.151.0UT8. xx Ø					

.XX = FINISH CODE

- .43 BRIGHT STAINLESS STEEL (ANSI/BHMA 629 - USD32)
- .44 SATIN STAINLESS STEEL (ANSI/BHMA 630 - USD32D)

PVD ON REQUEST

- .83 BLACK SATIN
- Colours on demand, minimum lot to be agreed.
- Screws and grub screws not pvd

- .40 STAINLESS STEEL POWDERCOATED ON REQUEST
- .31 BLACK RAL 9005 - TO MATCH WITH PBA BLACK ALUMINIUM
- .32 WHITE RAL 9010
- .33 GREY
- .38 CHAMPAGNE
- .39 BRONZE - TO MATCH WITH PBA BRONZE ALUMINIUM
- .41 SILVER

- .99 COLOURS ON REQUEST TO MATCH ANY RAL # (screws, grub screws and plastic parts non powdercoated) available on request depending on quantities

Ø WITH RETURN SPRING

Ø WITHOUT RETURN SPRING

ALSO AVAILABLE FOR THICKNESS 25/64" (10 mm) AND 15/32" (12 mm)

MORTISE CYLINDER SPECIFICATION PAGE 229

MORTISE CYLINDER NOT INCLUDED

◆ .1 LH .2 RH .3 LHR .4 RHR

* ADA THUMB TURN



◆ .2 RH
AS PICTURED

	S	ITEM	◆		S	ITEM	◆
PASSAGE ANSI F01	3/8"	HGU.LCK.0A09. xx . x - 0IT.152.00T4. xx ✗ - 0IT.152.0UT8. xx ⊘	DORMITORY ANSI F13		3/8"	HGU.LCK.1E09. xx . x - 0IT.152.00T4. xx ✗ - 0IT.152.0UT8. xx ⊘	
	1/2"	HGU.LCK.0A13. xx . x - 0IT.152.00T4. xx ✗ - 0IT.152.0UT8. xx ⊘			1/2"	* HGU.LCK.2E09. xx . x - 0IT.152.00T4. xx ✗ - 0IT.152.0UT8. xx ⊘	
OFFICE/ CORRIDOR ANSI F04	3/8"	HGU.LCK.0F09. xx . x - 0IT.152.00T4. xx ✗ - 0IT.152.0UT8. xx ⊘	STOREROOM ANSI F07		3/8"	HGU.LCK.0P09. xx . x - 0IT.152.00T4. xx ✗ - 0IT.152.0UT8. xx ⊘	
	1/2"	HGU.LCK.0F13. xx . x - 0IT.152.00T4. xx ✗ - 0IT.152.0UT8. xx ⊘			1/2"	HGU.LCK.0P13. xx . x - 0IT.152.00T4. xx ✗ - 0IT.152.0UT8. xx ⊘	
CLASSROOM ANSI F05	3/8"	HGU.LCK.0G09. xx . x - 0IT.152.00T4. xx ✗ - 0IT.152.0UT8. xx ⊘	PRIVACY ANSI F19		3/8"	HGU.LCK.1M09. xx . x - 0IT.152.00T4. xx ✗ - 0IT.152.0UT8. xx ⊘	
	1/2"	HGU.LCK.0G13. xx . x - 0IT.152.00T4. xx ✗ - 0IT.152.0UT8. xx ⊘			1/2"	* HGU.LCK.2M09. xx . x - 0IT.152.00T4. xx ✗ - 0IT.152.0UT8. xx ⊘	
OFFICE/ENTRY ANSI F04+F13	3/8"	HGU.LCK.1I09. xx . x - 0IT.152.00T4. xx ✗ - 0IT.152.0UT8. xx ⊘			3/8"	HGU.LCK.1M13. xx . x - 0IT.152.00T4. xx ✗ - 0IT.152.0UT8. xx ⊘	
	1/2"	* HGU.LCK.2I09. xx . x - 0IT.152.00T4. xx ✗ - 0IT.152.0UT8. xx ⊘			* HGU.LCK.2M13. xx . x - 0IT.152.00T4. xx ✗ - 0IT.152.0UT8. xx ⊘		
		HGU.LCK.1I13. xx . x - 0IT.152.00T4. xx ✗ - 0IT.152.0UT8. xx ⊘			* HGU.LCK.2I13. xx . x - 0IT.152.00T4. xx ✗ - 0IT.152.0UT8. xx ⊘		

.XX = FINISH CODE

- .43 STAINLESS STEEL
- .43 BRIGHT STAINLESS STEEL (ANSI/BHMA 629 - USD32)
- .44 SATIN STAINLESS STEEL (ANSI/BHMA 630 - USD32D)

PVD ON REQUEST

- .83 BLACK SATIN
- Colours on demand, minimum lot to be agreed.
- Screws and grub screws not pvd

- STAINLESS STEEL POWDERCOATED ON REQUEST
- .40 BLACK RAL 9005 - TO MATCH WITH PBA BLACK ALUMINIUM
- .31 WHITE RAL 9010
- .32 GREY
- .38 CHAMPAGNE
- .39 BRONZE - TO MATCH WITH PBA BRONZE ALUMINIUM
- .41 SILVER

- .99 COLOURS ON REQUEST TO MATCH ANY RAL #
- (screws, grub screws and plastic parts non powdercoated)
- available on request depending on quantities

⊘ WITH RETURN SPRING

~~⊘~~ WITHOUT RETURN SPRING

ALSO AVAILABLE FOR THICKNESS 25/64" (10 mm) AND 15/32" (12 mm)

MORTISE CYLINDER SPECIFICATION PAGE 229

MORTISE CYLINDER NOT INCLUDED

◆ .1 LH .2 RH .3 LHR .4 RHR

* ADA THUMB TURN



◆ .2 RH
AS PICTURED

	S	ITEM	◆		S	ITEM	◆
PASSAGE ANSI F01	3/8"	HGU.LCK.0A09. xx . x - 0IT.153.00T4. xx ✗ - 0IT.153.0UT8. xx ○	DORMITORY ANSI F13		3/8"	HGU.LCK.1E09. xx . x - 0IT.153.00T4. xx ✗ - 0IT.153.0UT8. xx ○	
	1/2"	HGU.LCK.0A13. xx . x - 0IT.153.00T4. xx ✗ - 0IT.153.0UT8. xx ○			1/2"	* HGU.LCK.2E09. xx . x - 0IT.153.00T4. xx ✗ - 0IT.153.0UT8. xx ○	
OFFICE/ CORRIDOR ANSI F04	3/8"	HGU.LCK.0F09. xx . x - 0IT.153.00T4. xx ✗ - 0IT.153.0UT8. xx ○	STOREROOM ANSI F07		3/8"	HGU.LCK.0P09. xx . x - 0IT.153.00T4. xx ✗ - 0IT.153.0UT8. xx ○	
	1/2"	HGU.LCK.0F13. xx . x - 0IT.153.00T4. xx ✗ - 0IT.153.0UT8. xx ○			1/2"	HGU.LCK.0P13. xx . x - 0IT.153.00T4. xx ✗ - 0IT.153.0UT8. xx ○	
CLASSROOM ANSI F05	3/8"	HGU.LCK.0G09. xx . x - 0IT.153.00T4. xx ✗ - 0IT.153.0UT8. xx ○	PRIVACY ANSI F19		3/8"	HGU.LCK.1M09. xx . x - 0IT.153.00T4. xx ✗ - 0IT.153.0UT8. xx ○	
	1/2"	HGU.LCK.0G13. xx . x - 0IT.153.00T4. xx ✗ - 0IT.153.0UT8. xx ○			1/2"	* HGU.LCK.2M09. xx . x - 0IT.153.00T4. xx ✗ - 0IT.153.0UT8. xx ○	
OFFICE/ENTRY ANSI F04+F13	3/8"	HGU.LCK.1I09. xx . x - 0IT.153.00T4. xx ✗ - 0IT.153.0UT8. xx ○			3/8"	HGU.LCK.1M13. xx . x - 0IT.153.00T4. xx ✗ - 0IT.153.0UT8. xx ○	
	1/2"	* HGU.LCK.2I09. xx . x - 0IT.153.00T4. xx ✗ - 0IT.153.0UT8. xx ○			1/2"	* HGU.LCK.2M13. xx . x - 0IT.153.00T4. xx ✗ - 0IT.153.0UT8. xx ○	

.XX = FINISH CODE

- .43 STAINLESS STEEL
- .43 BRIGHT STAINLESS STEEL (ANSI/BHMA 629 - USD32)
- .44 SATIN STAINLESS STEEL (ANSI/BHMA 630 - USD32D)

PVD ON REQUEST

- .83 BLACK SATIN
- Colours on demand, minimum lot to be agreed.
- Screws and grub screws not pvd

- STAINLESS STEEL POWDERCOATED ON REQUEST
- .40 BLACK RAL 9005 - TO MATCH WITH PBA BLACK ALUMINIUM
- .31 WHITE RAL 9010
- .32 GREY
- .38 CHAMPAGNE
- .39 BRONZE - TO MATCH WITH PBA BRONZE ALUMINIUM
- .41 SILVER

- .99 COLOURS ON REQUEST TO MATCH ANY RAL #
- (screws, grub screws and plastic parts non powdercoated)
- available on request depending on quantities

○ WITH RETURN SPRING

✗ WITHOUT RETURN SPRING

ALSO AVAILABLE FOR THICKNESS 25/64" (10 mm) AND 15/32" (12 mm)

MORTISE CYLINDER SPECIFICATION PAGE 229

MORTISE CYLINDER NOT INCLUDED

◆ .1 LH .2 RH .3 LHR .4 RHR

* ADA THUMB TURN



◆ .2 RH
AS PICTURED

	S	ITEM	◆		S	ITEM	◆
PASSAGE ANSI F01	3/8"	HGU.LCK.0A09. xx . x - YOD.001.00T4. xx ✗ - YOD.001.0UT8. xx ∅	DORMITORY ANSI F13		3/8"	HGU.LCK.1E09. xx . x - YOD.001.00T4. xx ✗ - YOD.001.0UT8. xx ∅	
	1/2"	HGU.LCK.0A13. xx . x - YOD.001.00T4. xx ✗ - YOD.001.0UT8. xx ∅			1/2"	* HGU.LCK.2E09. xx . x - YOD.001.00T4. xx ✗ - YOD.001.0UT8. xx ∅	
OFFICE/ CORRIDOR ANSI F04	3/8"	HGU.LCK.0F09. xx . x - YOD.001.00T4. xx ✗ - YOD.001.0UT8. xx ∅	STOREROOM ANSI F07		3/8"	HGU.LCK.0P09. xx . x - YOD.001.00T4. xx ✗ - YOD.001.0UT8. xx ∅	
	1/2"	HGU.LCK.0F13. xx . x - YOD.001.00T4. xx ✗ - YOD.001.0UT8. xx ∅			1/2"	HGU.LCK.0P13. xx . x - YOD.001.00T4. xx ✗ - YOD.001.0UT8. xx ∅	
CLASSROOM ANSI F05	3/8"	HGU.LCK.0G09. xx . x - YOD.001.00T4. xx ✗ - YOD.001.0UT8. xx ∅	PRIVACY ANSI F19		3/8"	HGU.LCK.1M09. xx . x - YOD.001.00T4. xx ✗ - YOD.001.0UT8. xx ∅	
	1/2"	HGU.LCK.0G13. xx . x - YOD.001.00T4. xx ✗ - YOD.001.0UT8. xx ∅			1/2"	* HGU.LCK.2M09. xx . x - YOD.001.00T4. xx ✗ - YOD.001.0UT8. xx ∅	
OFFICE/ENTRY ANSI F04+F13	3/8"	HGU.LCK.1I09. xx . x - YOD.001.00T4. xx ✗ - YOD.001.0UT8. xx ∅			3/8"	* HGU.LCK.2M13. xx . x - YOD.001.00T4. xx ✗ - YOD.001.0UT8. xx ∅	
		* HGU.LCK.2I09. xx . x - YOD.001.00T4. xx ✗ - YOD.001.0UT8. xx ∅			1/2"	HGU.LCK.1M13. xx . x - YOD.001.00T4. xx ✗ - YOD.001.0UT8. xx ∅	
	1/2"	HGU.LCK.1I13. xx . x - YOD.001.00T4. xx ✗ - YOD.001.0UT8. xx ∅				* HGU.LCK.2M13. xx . x - YOD.001.00T4. xx ✗ - YOD.001.0UT8. xx ∅	
		* HGU.LCK.2I13. xx . x - YOD.001.00T4. xx ✗ - YOD.001.0UT8. xx ∅					

.XX = FINISH CODE

- .43 STAINLESS STEEL
- .43 BRIGHT STAINLESS STEEL (ANSI/BHMA 629 - USD32)
- .44 SATIN STAINLESS STEEL (ANSI/BHMA 630 - USD32D)

PVD ON REQUEST

- .83 BLACK SATIN
- Colours on demand, minimum lot to be agreed.
- Screws and grub screws not pvd

- STAINLESS STEEL POWDERCOATED ON REQUEST
- .40 BLACK RAL 9005 - TO MATCH WITH PBA BLACK ALUMINIUM
- .31 WHITE RAL 9010
- .32 GREY
- .38 CHAMPAGNE
- .39 BRONZE - TO MATCH WITH PBA BRONZE ALUMINIUM
- .41 SILVER

- .99 COLOURS ON REQUEST TO MATCH ANY RAL #
- (screws, grub screws and plastic parts non powdercoated)
- available on request depending on quantities

∅ WITH RETURN SPRING

✗ WITHOUT RETURN SPRING

ALSO AVAILABLE FOR THICKNESS 25/64" (10 mm) AND 15/32" (12 mm)

MORTISE CYLINDER SPECIFICATION PAGE 229

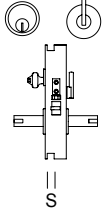
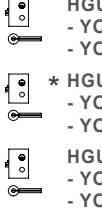
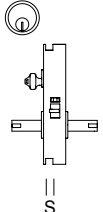

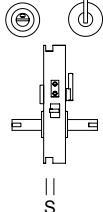
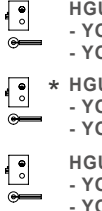

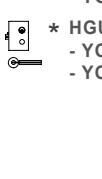
MORTISE CYLINDER NOT INCLUDED

◆ .1 LH .2 RH .3 LHR .4 RHR

* ADA THUMB TURN



◆ .2 RH
AS PICTURED

	S	ITEM	◆		S	ITEM	◆
PASSAGE ANSI F01	3/8"	HGU.LCK.0A09. xx . x - YOD.002.00T4. xx ✗ - YOD.002.0UT8. xx ○	DORMITORY ANSI F13		3/8"	HGU.LCK.1E09. xx . x - YOD.002.00T4. xx ✗ - YOD.002.0UT8. xx ○	
	1/2"	HGU.LCK.0A13. xx . x - YOD.002.00T4. xx ✗ - YOD.002.0UT8. xx ○			1/2"	* HGU.LCK.2E09. xx . x - YOD.002.00T4. xx ✗ - YOD.002.0UT8. xx ○	
OFFICE/ CORRIDOR ANSI F04	3/8"	HGU.LCK.0F09. xx . x - YOD.002.00T4. xx ✗ - YOD.002.0UT8. xx ○	STOREROOM ANSI F07		3/8"	HGU.LCK.0P09. xx . x - YOD.002.00T4. xx ✗ - YOD.002.0UT8. xx ○	
	1/2"	HGU.LCK.0F13. xx . x - YOD.002.00T4. xx ✗ - YOD.002.0UT8. xx ○			1/2"	HGU.LCK.0P13. xx . x - YOD.002.00T4. xx ✗ - YOD.002.0UT8. xx ○	
CLASSROOM ANSI F05	3/8"	HGU.LCK.0G09. xx . x - YOD.002.00T4. xx ✗ - YOD.002.0UT8. xx ○	PRIVACY ANSI F19		3/8"	HGU.LCK.1M09. xx . x - YOD.002.00T4. xx ✗ - YOD.002.0UT8. xx ○	
	1/2"	HGU.LCK.0G13. xx . x - YOD.002.00T4. xx ✗ - YOD.002.0UT8. xx ○			1/2"	* HGU.LCK.2M09. xx . x - YOD.002.00T4. xx ✗ - YOD.002.0UT8. xx ○	
OFFICE/ENTRY ANSI F04+F13	3/8"	HGU.LCK.1I09. xx . x - YOD.002.00T4. xx ✗ - YOD.002.0UT8. xx ○			3/8"	HGU.LCK.1M13. xx . x - YOD.002.00T4. xx ✗ - YOD.002.0UT8. xx ○	
	1/2"	* HGU.LCK.2I09. xx . x - YOD.002.00T4. xx ✗ - YOD.002.0UT8. xx ○			1/2"	* HGU.LCK.2M13. xx . x - YOD.002.00T4. xx ✗ - YOD.002.0UT8. xx ○	

.XX = FINISH CODE

- .43 STAINLESS STEEL
- .43 BRIGHT STAINLESS STEEL (ANSI/BHMA 629 - USD32)
- .44 SATIN STAINLESS STEEL (ANSI/BHMA 630 - USD32D)

PVD ON REQUEST

- .83 BLACK SATIN
- Colours on demand, minimum lot to be agreed.
- Screws and grub screws not pvd

- 40 STAINLESS STEEL POWDERCOATED ON REQUEST
- 40 BLACK RAL 9005 - TO MATCH WITH PBA BLACK ALUMINIUM
- 31 WHITE RAL 9010
- 32 GREY
- 38 CHAMPAGNE
- 39 BRONZE - TO MATCH WITH PBA BRONZE ALUMINIUM
- 41 SILVER

- 99 COLOURS ON REQUEST TO MATCH ANY RAL #
- (screws, grub screws and plastic parts non powdercoated)
- available on request depending on quantities

○ WITH RETURN SPRING

✗ WITHOUT RETURN SPRING

ALSO AVAILABLE FOR THICKNESS 25/64" (10 mm) AND 15/32" (12 mm)

MORTISE CYLINDER SPECIFICATION PAGE 229

MORTISE CYLINDER NOT INCLUDED

◆ .1 LH .2 RH .3 LHR .4 RHR

* ADA THUMB TURN



◆ .2 RH
AS PICTURED

	S	ITEM	◆		S	ITEM	◆
PASSAGE ANSI F01	3/8"	HGU.LCK.0A09. xx . x - YOD.003.00T4. xx ✕ - YOD.003.0UT8. xx ∅	DORMITORY ANSI F13		3/8"	HGU.LCK.1E09. xx . x - YOD.003.00T4. xx ✕ - YOD.003.0UT8. xx ∅	
	1/2"	HGU.LCK.0A13. xx . x - YOD.003.00T4. xx ✕ - YOD.003.0UT8. xx ∅			1/2"	* HGU.LCK.2E09. xx . x - YOD.003.00T4. xx ✕ - YOD.003.0UT8. xx ∅	
OFFICE/ CORRIDOR ANSI F04	3/8"	HGU.LCK.0F09. xx . x - YOD.003.00T4. xx ✕ - YOD.003.0UT8. xx ∅	STOREROOM ANSI F07		3/8"	HGU.LCK.0P09. xx . x - YOD.003.00T4. xx ✕ - YOD.003.0UT8. xx ∅	
	1/2"	HGU.LCK.0F13. xx . x - YOD.003.00T4. xx ✕ - YOD.003.0UT8. xx ∅			1/2"	HGU.LCK.0P13. xx . x - YOD.003.00T4. xx ✕ - YOD.003.0UT8. xx ∅	
CLASSROOM ANSI F05	3/8"	HGU.LCK.0G09. xx . x - YOD.003.00T4. xx ✕ - YOD.003.0UT8. xx ∅	PRIVACY ANSI F19		3/8"	HGU.LCK.1M09. xx . x - YOD.003.00T4. xx ✕ - YOD.003.0UT8. xx ∅	
	1/2"	HGU.LCK.0G13. xx . x - YOD.003.00T4. xx ✕ - YOD.003.0UT8. xx ∅			1/2"	* HGU.LCK.2M09. xx . x - YOD.003.00T4. xx ✕ - YOD.003.0UT8. xx ∅	
OFFICE/ENTRY ANSI F04+F13	3/8"	HGU.LCK.1I09. xx . x - YOD.003.00T4. xx ✕ - YOD.003.0UT8. xx ∅			3/8"	HGU.LCK.1M13. xx . x - YOD.003.00T4. xx ✕ - YOD.003.0UT8. xx ∅	
	1/2"	* HGU.LCK.2I09. xx . x - YOD.003.00T4. xx ✕ - YOD.003.0UT8. xx ∅			1/2"	* HGU.LCK.2M13. xx . x - YOD.003.00T4. xx ✕ - YOD.003.0UT8. xx ∅	
		* HGU.LCK.2I13. xx . x - YOD.003.00T4. xx ✕ - YOD.003.0UT8. xx ∅					

.XX = FINISH CODE

- .43 STAINLESS STEEL
- .44 BRIGHT STAINLESS STEEL (ANSI/BHMA 629 - USD32)
- .44 SATIN STAINLESS STEEL (ANSI/BHMA 630 - USD32D)

PVD ON REQUEST

- .83 BLACK SATIN
- Colours on demand, minimum lot to be agreed.
- Screws and grub screws not pvd

- STAINLESS STEEL POWDERCOATED ON REQUEST
- .40 BLACK RAL 9005 - TO MATCH WITH PBA BLACK ALUMINIUM
- .31 WHITE RAL 9010
- .32 GREY
- .38 CHAMPAGNE
- .39 BRONZE - TO MATCH WITH PBA BRONZE ALUMINIUM
- .41 SILVER

- .99 COLOURS ON REQUEST TO MATCH ANY RAL #
- (screws, grub screws and plastic parts non powdercoated)
- available on request depending on quantities

∅ WITH RETURN SPRING

✕ WITHOUT RETURN SPRING

ALSO AVAILABLE FOR THICKNESS 25/64" (10 mm) AND 15/32" (12 mm)

MORTISE CYLINDER SPECIFICATION PAGE 229

MORTISE CYLINDER NOT INCLUDED

◆ .1 LH .2 RH .3 LHR .4 RHR

* ADA THUMB TURN



◆ .2 RH
AS PICTURED

	S	ITEM	◆		S	ITEM	◆
PASSAGE ANSI F01	3/8"	HGU.LCK.0A09. xx . x - 2MM.015.00T4. xx ✗ - 2MM.015.0UT8. xx ∅	DORMITORY ANSI F13		3/8"	HGU.LCK.1E09. xx . x - 2MM.015.00T4. xx ✗ - 2MM.015.00T4. xx ∅	
	1/2"	HGU.LCK.0A13. xx . x - 2MM.015.00T4. xx ✗ - 2MM.015.0UT8. xx ∅			1/2"	* HGU.LCK.2E09. xx . x - 2MM.015.00T4. xx ✗ - 2MM.015.00T4. xx ∅	
OFFICE/ CORRIDOR ANSI F04	3/8"	HGU.LCK.0F09. xx . x - 2MM.015.00T4. xx ✗ - 2MM.015.0UT8. xx ∅	STOREROOM ANSI F07		3/8"	HGU.LCK.0P09. xx . x - 2MM.015.00T4. xx ✗ - 2MM.015.00T4. xx ∅	
	1/2"	HGU.LCK.0F13. xx . x - 2MM.015.00T4. xx ✗ - 2MM.015.0UT8. xx ∅			1/2"	HGU.LCK.1E13. xx . x - 2MM.015.00T4. xx ✗ - 2MM.015.00T4. xx ∅	
CLASSROOM ANSI F05	3/8"	HGU.LCK.0G09. xx . x - 2MM.015.00T4. xx ✗ - 2MM.015.0UT8. xx ∅	PRIVACY ANSI F19		3/8"	HGU.LCK.1M09. xx . x - 2MM.015.00T4. xx ✗ - 2MM.015.00T4. xx ∅	
	1/2"	HGU.LCK.0G13. xx . x - 2MM.015.00T4. xx ✗ - 2MM.015.0UT8. xx ∅			1/2"	* HGU.LCK.2M09. xx . x - 2MM.015.00T4. xx ✗ - 2MM.015.00T4. xx ∅	
OFFICE/ENTRY ANSI F04+F13	3/8"	HGU.LCK.1I09. xx . x - 2MM.015.00T4. xx ✗ - 2MM.015.0UT8. xx ∅			3/8"	HGU.LCK.1M13. xx . x - 2MM.015.00T4. xx ✗ - 2MM.015.00T4. xx ∅	
		* HGU.LCK.2I09. xx . x - 2MM.015.00T4. xx ✗ - 2MM.015.0UT8. xx ∅			1/2"	* HGU.LCK.2M13. xx . x - 2MM.015.00T4. xx ✗ - 2MM.015.00T4. xx ∅	
	1/2"	HGU.LCK.1I13. xx . x - 2MM.015.00T4. xx ✗ - 2MM.015.0UT8. xx ∅					
		* HGU.LCK.2I13. xx . x - 2MM.015.00T4. xx ✗ - 2MM.015.0UT8. xx ∅					

.XX = FINISH CODE

- .43 STAINLESS STEEL
- .43 BRIGHT STAINLESS STEEL (ANSI/BHMA 629 - USD32)
- .44 SATIN STAINLESS STEEL (ANSI/BHMA 630 - USD32D)

PVD ON REQUEST

- .83 BLACK SATIN
- Colours on demand, minimum lot to be agreed.
- Screws and grub screws not pvd

- STAINLESS STEEL POWDERCOATED ON REQUEST
- .40 BLACK RAL 9005 - TO MATCH WITH PBA BLACK ALUMINIUM
- .31 WHITE RAL 9010
- .32 GREY
- .38 CHAMPAGNE
- .39 BRONZE - TO MATCH WITH PBA BRONZE ALUMINIUM
- .41 SILVER

- .99 COLOURS ON REQUEST TO MATCH ANY RAL #
- (screws, grub screws and plastic parts non powdercoated)
- available on request depending on quantities

WITH RETURN SPRING

WITHOUT RETURN SPRING

ALSO AVAILABLE FOR THICKNESS 25/64" (10 mm) AND 15/32" (12 mm)

MORTISE CYLINDER SPECIFICATION PAGE 229

MORTISE CYLINDER NOT INCLUDED

◆ . 1 LH . 2 RH . 3 LHR . 4 RHR

* ADA THUMB TURN



◆ .2 RH
AS PICTURED

	S	ITEM	◆		S	ITEM	◆
PASSAGE ANSI F01	3/8"	HGU.LCK.0A09. xx . x - 2MM.020.00T4. xx ✗ - 2MM.020.0UT8. xx ∅	DORMITORY ANSI F13	3/8"	3/8"	HGU.LCK.1E09. xx . x - 2MM.020.00T4. xx ✗ - 2MM.020.0UT8. xx ∅	3/8"
	1/2"	HGU.LCK.0A13. xx . x - 2MM.020.00T4. xx ✗ - 2MM.020.0UT8. xx ∅			1/2"	* HGU.LCK.2E09. xx . x - 2MM.020.00T4. xx ✗ - 2MM.020.0UT8. xx ∅	
OFFICE/ CORRIDOR ANSI F04	3/8"	HGU.LCK.0F09. xx . x - 2MM.020.00T4. xx ✗ - 2MM.020.0UT8. xx ∅	STOREROOM ANSI F07	3/8"	3/8"	* HGU.LCK.2E13. xx . x - 2MM.020.00T4. xx ✗ - 2MM.020.0UT8. xx ∅	3/8"
	1/2"	HGU.LCK.0F13. xx . x - 2MM.020.00T4. xx ✗ - 2MM.020.0UT8. xx ∅			1/2"	HGU.LCK.0P09. xx . x - 2MM.020.00T4. xx ✗ - 2MM.020.0UT8. xx ∅	
CLASSROOM ANSI F05	3/8"	HGU.LCK.0G09. xx . x - 2MM.020.00T4. xx ✗ - 2MM.020.0UT8. xx ∅	PRIVACY ANSI F19	3/8"	3/8"	* HGU.LCK.2M09. xx . x - 2MM.020.00T4. xx ✗ - 2MM.020.0UT8. xx ∅	3/8"
	1/2"	HGU.LCK.0G13. xx . x - 2MM.020.00T4. xx ✗ - 2MM.020.0UT8. xx ∅			1/2"	HGU.LCK.1M13. xx . x - 2MM.020.00T4. xx ✗ - 2MM.020.0UT8. xx ∅	
OFFICE/ENTRY ANSI F04+F13	3/8"	HGU.LCK.1I09. xx . x - 2MM.020.00T4. xx ✗ - 2MM.020.0UT8. xx ∅		3/8"	3/8"	* HGU.LCK.2M13. xx . x - 2MM.020.00T4. xx ✗ - 2MM.020.0UT8. xx ∅	3/8"
	1/2"	* HGU.LCK.2I09. xx . x - 2MM.020.00T4. xx ✗ - 2MM.020.0UT8. xx ∅			1/2"	* HGU.LCK.2I13. xx . x - 2MM.020.00T4. xx ✗ - 2MM.020.0UT8. xx ∅	

.XX = FINISH CODE

- .43 STAINLESS STEEL
- .43 BRIGHT STAINLESS STEEL (ANSI/BHMA 629 - USD32)
- .44 SATIN STAINLESS STEEL (ANSI/BHMA 630 - USD32D)

PVD ON REQUEST

- .83 BLACK SATIN
- Colours on demand, minimum lot to be agreed.
- Screws and grub screws not pvd

- STAINLESS STEEL POWDERCOATED ON REQUEST
- .40 BLACK RAL 9005 - TO MATCH WITH PBA BLACK ALUMINIUM
- .31 WHITE RAL 9010
- .32 GREY
- .38 CHAMPAGNE
- .39 BRONZE - TO MATCH WITH PBA BRONZE ALUMINIUM
- .41 SILVER

- .99 COLOURS ON REQUEST TO MATCH ANY RAL #
- (screws, grub screws and plastic parts non powdercoated)
- available on request depending on quantities

∅ WITH RETURN SPRING

✗ WITHOUT RETURN SPRING

ALSO AVAILABLE FOR THICKNESS 25/64" (10 mm) AND 15/32" (12 mm)

MORTISE CYLINDER SPECIFICATION PAGE 229

MORTISE CYLINDER NOT INCLUDED

◆ .1 LH .2 RH .3 LHR .4 RHR

* ADA THUMB TURN



◆ .2 RH
AS PICTURED

	S	ITEM	◆		S	ITEM	◆
PASSAGE ANSI F01	3/8"	HGU.LCK.0A09. xx . x - 2MM.022.00T4. xx ✗ - 2MM.022.0UT8. xx ∅	DORMITORY ANSI F13		3/8"	HGU.LCK.1E09. xx . x - 2MM.022.00T4. xx ✗ - 2MM.022.0UT8. xx ∅	
	1/2"	HGU.LCK.0A13. xx . x - 2MM.022.00T4. xx ✗ - 2MM.022.0UT8. xx ∅			1/2"	* HGU.LCK.2E09. xx . x - 2MM.022.00T4. xx ✗ - 2MM.022.0UT8. xx ∅	
OFFICE/ CORRIDOR ANSI F04	3/8"	HGU.LCK.0F09. xx . x - 2MM.022.00T4. xx ✗ - 2MM.022.0UT8. xx ∅	STOREROOM ANSI F07		3/8"	HGU.LCK.0P09. xx . x - 2MM.022.00T4. xx ✗ - 2MM.022.0UT8. xx ∅	
	1/2"	HGU.LCK.0F13. xx . x - 2MM.022.00T4. xx ✗ - 2MM.022.0UT8. xx ∅			1/2"	HGU.LCK.1E13. xx . x - 2MM.022.00T4. xx ✗ - 2MM.022.0UT8. xx ∅	
CLASSROOM ANSI F05	3/8"	HGU.LCK.0G09. xx . x - 2MM.022.00T4. xx ✗ - 2MM.022.0UT8. xx ∅	PRIVACY ANSI F19		3/8"	HGU.LCK.0P13. xx . x - 2MM.022.00T4. xx ✗ - 2MM.022.0UT8. xx ∅	
	1/2"	HGU.LCK.0G13. xx . x - 2MM.022.00T4. xx ✗ - 2MM.022.0UT8. xx ∅			1/2"	* HGU.LCK.2E13. xx . x - 2MM.022.00T4. xx ✗ - 2MM.022.0UT8. xx ∅	
OFFICE/ENTRY ANSI F04+F13	3/8"	HGU.LCK.1I09. xx . x - 2MM.022.00T4. xx ✗ - 2MM.022.0UT8. xx ∅			3/8"	HGU.LCK.1M09. xx . x - 2MM.022.00T4. xx ✗ - 2MM.022.0UT8. xx ∅	
	1/2"	* HGU.LCK.2I09. xx . x - 2MM.022.00T4. xx ✗ - 2MM.022.0UT8. xx ∅			1/2"	* HGU.LCK.2M09. xx . x - 2MM.022.00T4. xx ✗ - 2MM.022.0UT8. xx ∅	
		HGU.LCK.1I13. xx . x - 2MM.022.00T4. xx ✗ - 2MM.022.0UT8. xx ∅			* HGU.LCK.2M13. xx . x - 2MM.022.00T4. xx ✗ - 2MM.022.0UT8. xx ∅		

.XX = FINISH CODE

- .43 STAINLESS STEEL
- .43 BRIGHT STAINLESS STEEL (ANSI/BHMA 629 - USD32)
- .44 SATIN STAINLESS STEEL (ANSI/BHMA 630 - USD32D)

PVD ON REQUEST

- .83 BLACK SATIN
- Colours on demand, minimum lot to be agreed.
- Screws and grub screws not pvd

- 40 STAINLESS STEEL POWDERCOATED ON REQUEST
- 40 BLACK RAL 9005 - TO MATCH WITH PBA BLACK ALUMINIUM
- 31 WHITE RAL 9010
- 32 GREY
- 38 CHAMPAGNE
- 39 BRONZE - TO MATCH WITH PBA BRONZE ALUMINIUM
- 41 SILVER

- 99 COLOURS ON REQUEST TO MATCH ANY RAL #
- (screws, grub screws and plastic parts non powdercoated)
- available on request depending on quantities

WITH RETURN SPRING

WITHOUT RETURN SPRING

ALSO AVAILABLE FOR THICKNESS 25/64" (10 mm) AND 15/32" (12 mm)

MORTISE CYLINDER SPECIFICATION PAGE 229

MORTISE CYLINDER NOT INCLUDED

◆ . 1 LH . 2 RH . 3 LHR . 4 RHR

* ADA THUMB TURN



◆ .2 RH
AS PICTURED

	S	ITEM	◆		S	ITEM	◆
PASSAGE ANSI F01	3/8"	HGU.LCK.0A09. xx . x - 2MM.026.00T4. xx ✗ - 2MM.026.0UT8. xx ∅	DORMITORY ANSI F13		3/8"	HGU.LCK.1E09. xx . x - 2MM.026.00T4. xx ✗ - 2MM.026.0UT8. xx ∅	
	1/2"	HGU.LCK.0A13. xx . x - 2MM.026.00T4. xx ✗ - 2MM.026.0UT8. xx ∅			1/2"	* HGU.LCK.2E09. xx . x - 2MM.026.00T4. xx ✗ - 2MM.026.0UT8. xx ∅	
OFFICE/ CORRIDOR ANSI F04	3/8"	HGU.LCK.0F09. xx . x - 2MM.026.00T4. xx ✗ - 2MM.026.0UT8. xx ∅	STOREROOM ANSI F07		3/8"	HGU.LCK.0P09. xx . x - 2MM.026.00T4. xx ✗ - 2MM.026.0UT8. xx ∅	
	1/2"	HGU.LCK.0F13. xx . x - 2MM.026.00T4. xx ✗ - 2MM.026.0UT8. xx ∅			1/2"	HGU.LCK.0P13. xx . x - 2MM.026.00T4. xx ✗ - 2MM.026.0UT8. xx ∅	
CLASSROOM ANSI F05	3/8"	HGU.LCK.0G09. xx . x - 2MM.026.00T4. xx ✗ - 2MM.026.0UT8. xx ∅	PRIVACY ANSI F19		3/8"	HGU.LCK.1M09. xx . x - 2MM.026.00T4. xx ✗ - 2MM.026.0UT8. xx ∅	
	1/2"	HGU.LCK.0G13. xx . x - 2MM.026.00T4. xx ✗ - 2MM.026.0UT8. xx ∅			1/2"	* HGU.LCK.2M09. xx . x - 2MM.026.00T4. xx ✗ - 2MM.026.0UT8. xx ∅	
OFFICE/ENTRY ANSI F04+F13	3/8"	HGU.LCK.1I09. xx . x - 2MM.026.00T4. xx ✗ - 2MM.026.0UT8. xx ∅			3/8"	* HGU.LCK.2M13. xx . x - 2MM.026.00T4. xx ✗ - 2MM.026.0UT8. xx ∅	
	1/2"	* HGU.LCK.2I09. xx . x - 2MM.026.00T4. xx ✗ - 2MM.026.0UT8. xx ∅			1/2"	HGU.LCK.1M13. xx . x - 2MM.026.00T4. xx ✗ - 2MM.026.0UT8. xx ∅	
		* HGU.LCK.2I13. xx . x - 2MM.026.00T4. xx ✗ - 2MM.026.0UT8. xx ∅					

.XX = FINISH CODE

- .43 BRIGHT STAINLESS STEEL (ANSI/BHMA 629 - USD32)
- .44 SATIN STAINLESS STEEL (ANSI/BHMA 630 - USD32D)

PVD ON REQUEST

- .83 BLACK SATIN
- Colours on demand, minimum lot to be agreed.
- Screws and grub screws not pvd

- STAINLESS STEEL POWDERCOATED ON REQUEST
- .40 BLACK RAL 9005 - TO MATCH WITH PBA BLACK ALUMINIUM
- .31 WHITE RAL 9010
- .32 GREY
- .38 CHAMPAGNE
- .39 BRONZE - TO MATCH WITH PBA BRONZE ALUMINIUM
- .41 SILVER

- .99 COLOURS ON REQUEST TO MATCH ANY RAL #
- (screws, grub screws and plastic parts non powdercoated)
- available on request depending on quantities

∅ WITH RETURN SPRING

✗ WITHOUT RETURN SPRING

ALSO AVAILABLE FOR THICKNESS 25/64" (10 mm) AND 15/32" (12 mm)

MORTISE CYLINDER SPECIFICATION PAGE 229

MORTISE CYLINDER NOT INCLUDED

◆ .1 LH .2 RH .3 LHR .4 RHR

* ADA THUMB TURN



◆ .2 RH
AS PICTURED

	S	ITEM	◆		S	ITEM	◆
PASSAGE ANSI F01	3/8"	HGU.LCK.0A09. xx . x - 2MM.027.00T4. xx ✗ - 2MM.027.0UT8. xx ⊘	DORMITORY ANSI F13		3/8"	HGU.LCK.1E09. xx . x - 2MM.027.00T4. xx ✗ - 2MM.027.0UT8. xx ⊘	
	1/2"	HGU.LCK.0A13. xx . x - 2MM.027.00T4. xx ✗ - 2MM.027.0UT8. xx ⊘			1/2"	* HGU.LCK.2E09. xx . x - 2MM.027.00T4. xx ✗ - 2MM.027.0UT8. xx ⊘	
OFFICE/ CORRIDOR ANSI F04	3/8"	HGU.LCK.0F09. xx . x - 2MM.027.00T4. xx ✗ - 2MM.027.0UT8. xx ⊘	STOREROOM ANSI F07		3/8"	HGU.LCK.0P09. xx . x - 2MM.027.00T4. xx ✗ - 2MM.027.0UT8. xx ⊘	
	1/2"	HGU.LCK.0F13. xx . x - 2MM.027.00T4. xx ✗ - 2MM.027.0UT8. xx ⊘			1/2"	HGU.LCK.0P13. xx . x - 2MM.027.00T4. xx ✗ - 2MM.027.0UT8. xx ⊘	
CLASSROOM ANSI F05	3/8"	HGU.LCK.0G09. xx . x - 2MM.027.00T4. xx ✗ - 2MM.027.0UT8. xx ⊘	PRIVACY ANSI F19		3/8"	HGU.LCK.1M09. xx . x - 2MM.027.00T4. xx ✗ - 2MM.027.0UT8. xx ⊘	
	1/2"	HGU.LCK.0G13. xx . x - 2MM.027.00T4. xx ✗ - 2MM.027.0UT8. xx ⊘			1/2"	* HGU.LCK.2M09. xx . x - 2MM.027.00T4. xx ✗ - 2MM.027.0UT8. xx ⊘	
OFFICE/ENTRY ANSI F04+F13	3/8"	HGU.LCK.1I09. xx . x - 2MM.027.00T4. xx ✗ - 2MM.027.0UT8. xx ⊘			3/8"	HGU.LCK.1M13. xx . x - 2MM.027.00T4. xx ✗ - 2MM.027.0UT8. xx ⊘	
	1/2"	* HGU.LCK.2I09. xx . x - 2MM.027.00T4. xx ✗ - 2MM.027.0UT8. xx ⊘			1/2"	* HGU.LCK.2M13. xx . x - 2MM.027.00T4. xx ✗ - 2MM.027.0UT8. xx ⊘	

.XX = FINISH CODE

- .43 STAINLESS STEEL
- .43 BRIGHT STAINLESS STEEL (ANSI/BHMA 629 - USD32)
- .44 SATIN STAINLESS STEEL (ANSI/BHMA 630 - USD32D)

PVD ON REQUEST

- .83 BLACK SATIN
- Colours on demand, minimum lot to be agreed.
- Screws and grub screws not pvd

- STAINLESS STEEL POWDERCOATED ON REQUEST
- .40 BLACK RAL 9005 - TO MATCH WITH PBA BLACK ALUMINIUM
- .31 WHITE RAL 9010
- .32 GREY
- .38 CHAMPAGNE
- .39 BRONZE - TO MATCH WITH PBA BRONZE ALUMINIUM
- .41 SILVER

- .99 COLOURS ON REQUEST TO MATCH ANY RAL #
- (screws, grub screws and plastic parts non powdercoated)
- available on request depending on quantities

⊘ WITH RETURN SPRING

✗ WITHOUT RETURN SPRING

ALSO AVAILABLE FOR THICKNESS 25/64" (10 mm)
AND 15/32" (12 mm)

MORTISE CYLINDER SPECIFICATION PAGE 229

MORTISE CYLINDER NOT INCLUDED

◆ .1 LH .2 RH .3 LHR .4 RHR

* ADA THUMB TURN



◆ .2 RH
AS PICTURED

	S	ITEM	◆		S	ITEM	◆
PASSAGE ANSI F01	3/8"	HGU.LCK.0A09. xx . x - 2MM.028.00T4. xx ✗ - 2MM.028.0UT8. xx ∅	DORMITORY ANSI F13		3/8"	HGU.LCK.1E09. xx . x - 2MM.028.00T4. xx ✗ - 2MM.028.0UT8. xx ∅	
	1/2"	HGU.LCK.0A13. xx . x - 2MM.028.00T4. xx ✗ - 2MM.028.0UT8. xx ∅			1/2"	* HGU.LCK.2E09. xx . x - 2MM.028.00T4. xx ✗ - 2MM.028.0UT8. xx ∅	
OFFICE/ CORRIDOR ANSI F04	3/8"	HGU.LCK.0F09. xx . x - 2MM.028.00T4. xx ✗ - 2MM.028.0UT8. xx ∅	STOREROOM ANSI F07		3/8"	HGU.LCK.0P09. xx . x - 2MM.028.00T4. xx ✗ - 2MM.028.0UT8. xx ∅	
	1/2"	HGU.LCK.0F13. xx . x - 2MM.028.00T4. xx ✗ - 2MM.028.0UT8. xx ∅			1/2"	HGU.LCK.0P13. xx . x - 2MM.028.00T4. xx ✗ - 2MM.028.0UT8. xx ∅	
CLASSROOM ANSI F05	3/8"	HGU.LCK.0G09. xx . x - 2MM.028.00T4. xx ✗ - 2MM.028.0UT8. xx ∅	PRIVACY ANSI F19		3/8"	HGU.LCK.1M09. xx . x - 2MM.028.00T4. xx ✗ - 2MM.028.0UT8. xx ∅	
	1/2"	HGU.LCK.0G13. xx . x - 2MM.028.00T4. xx ✗ - 2MM.028.0UT8. xx ∅			1/2"	* HGU.LCK.2M09. xx . x - 2MM.028.00T4. xx ✗ - 2MM.028.0UT8. xx ∅	
OFFICE/ENTRY ANSI F04+F13	3/8"	HGU.LCK.1I09. xx . x - 2MM.028.00T4. xx ✗ - 2MM.028.0UT8. xx ∅			3/8"	HGU.LCK.1M13. xx . x - 2MM.028.00T4. xx ✗ - 2MM.028.0UT8. xx ∅	
	1/2"	* HGU.LCK.2I09. xx . x - 2MM.028.00T4. xx ✗ - 2MM.028.0UT8. xx ∅			1/2"	* HGU.LCK.2M13. xx . x - 2MM.028.00T4. xx ✗ - 2MM.028.0UT8. xx ∅	
		* HGU.LCK.2I13. xx . x - 2MM.028.00T4. xx ✗ - 2MM.028.0UT8. xx ∅					

.XX = FINISH CODE

- .43 STAINLESS STEEL
- .43 BRIGHT STAINLESS STEEL (ANSI/BHMA 629 - USD32)
- .44 SATIN STAINLESS STEEL (ANSI/BHMA 630 - USD32D)

PVD ON REQUEST

- .83 BLACK SATIN
- Colours on demand, minimum lot to be agreed.
- Screws and grub screws not pvd

- .40 STAINLESS STEEL POWDERCOATED ON REQUEST
- .40 BLACK RAL 9005 - TO MATCH WITH PBA BLACK ALUMINIUM
- .31 WHITE RAL 9010
- .32 GREY
- .38 CHAMPAGNE
- .39 BRONZE - TO MATCH WITH PBA BRONZE ALUMINIUM
- .41 SILVER

- .99 COLOURS ON REQUEST TO MATCH ANY RAL #
- (screws, grub screws and plastic parts non powdercoated)
- available on request depending on quantities

WITH RETURN SPRING

WITHOUT RETURN SPRING

ALSO AVAILABLE FOR THICKNESS 25/64" (10 mm)
AND 15/32" (12 mm)

MORTISE CYLINDER SPECIFICATION PAGE 229

MORTISE CYLINDER NOT INCLUDED

◆ .1 LH .2 RH .3 LHR .4 RHR

* ADA THUMB TURN



TITLE 24

◆ .2 RH AS PICTURED

	S	ITEM	◆		S	ITEM	◆
PASSAGE ANSI F01	3/8"	HGU.LCK.0A09. xx . x - 2MM.28U.HGT4. xx ✗	DORMITORY ANSI F13		3/8"	HGU.LCK.1E09. xx . x - 2MM.28U.HGT4. xx ✗	
	1/2"	HGU.LCK.0A13. xx . x - 2MM.28U.HGT4. xx ✗			1/2"	* HGU.LCK.2E09. xx . x - 2MM.28U.HGT4. xx ✗	
OFFICE/ CORRIDOR ANSI F04	3/8"	HGU.LCK.0F09. xx . x - 2MM.28U.HGT4. xx ✗	STOREROOM ANSI F07		3/8"	HGU.LCK.0P09. xx . x - 2MM.28U.HGT4. xx ✗	
	1/2"	HGU.LCK.0F13. xx . x - 2MM.28U.HGT4. xx ✗			1/2"	* HGU.LCK.2E13. xx . x - 2MM.28U.HGT4. xx ✗	
CLASSROOM ANSI F05	3/8"	HGU.LCK.0G09. xx . x - 2MM.28U.HGT4. xx ✗	PRIVACY ANSI F19		3/8"	HGU.LCK.1M09. xx . x - 2MM.28U.HGT4. xx ✗	
	1/2"	HGU.LCK.0G13. xx . x - 2MM.28U.HGT4. xx ✗			1/2"	* HGU.LCK.2M09. xx . x - 2MM.28U.HGT4. xx ✗	
OFFICE/ENTRY ANSI F04+F13	3/8"	HGU.LCK.1I09. xx . x - 2MM.28U.HGT4. xx ✗			3/8"	HGU.LCK.1M13. xx . x - 2MM.28U.HGT4. xx ✗	
		* HGU.LCK.2I09. xx . x - 2MM.28U.HGT4. xx ✗			1/2"	* HGU.LCK.2M13. xx . x - 2MM.28U.HGT4. xx ✗	
	1/2"	HGU.LCK.1I13. xx . x - 2MM.28U.HGT4. xx ✗				* HGU.LCK.2I13. xx . x - 2MM.28U.HGT4. xx ✗	

.XX = FINISH CODE

- .43 BRIGHT STAINLESS STEEL (ANSI/BHMA 629 - USD32)
- .44 SATIN STAINLESS STEEL (ANSI/BHMA 630 - USD32D)

PVD ON REQUEST

- .83 BLACK SATIN
- Colours on demand, minimum lot to be agreed.
- Screws and grub screws not pvd

- STAINLESS STEEL POWDERCOATED ON REQUEST
- .40 BLACK RAL 9005 - TO MATCH WITH PBA BLACK ALUMINIUM
- .31 WHITE RAL 9010
- .32 GREY
- .38 CHAMPAGNE
- .39 BRONZE - TO MATCH WITH PBA BRONZE ALUMINIUM
- .41 SILVER

- .99 COLOURS ON REQUEST TO MATCH ANY RAL #
- (screws, grub screws and plastic parts non powdercoated)
- available on request depending on quantities

WITH RETURN SPRING

WITHOUT RETURN SPRING

ALSO AVAILABLE FOR THICKNESS 25/64" (10 mm) AND 15/32" (12 mm)

MORTISE CYLINDER SPECIFICATION PAGE 229

MORTISE CYLINDER NOT INCLUDED

◆ .1 LH .2 RH .3 LHR .4 RHR

* ADA THUMB TURN



◆ .2 RH
AS PICTURED

	S	ITEM	◆		S	ITEM	◆
PASSAGE ANSI F01	3/8"	HGU.LCK.0A09. xx . x - 2MM.030.00T4. xx ✗ - 2MM.030.0UT8. xx ∅	DORMITORY ANSI F13		3/8"	HGU.LCK.1E09. xx . x - 2MM.030.00T4. xx ✗ - 2MM.030.0UT8. xx ∅	
	1/2"	HGU.LCK.0A13. xx . x - 2MM.030.00T4. xx ✗ - 2MM.030.0UT8. xx ∅			1/2"	* HGU.LCK.2E09. xx . x - 2MM.030.00T4. xx ✗ - 2MM.030.0UT8. xx ∅	
OFFICE/ CORRIDOR ANSI F04	3/8"	HGU.LCK.0F09. xx . x - 2MM.030.00T4. xx ✗ - 2MM.030.0UT8. xx ∅	STOREROOM ANSI F07		3/8"	HGU.LCK.0P09. xx . x - 2MM.030.00T4. xx ✗ - 2MM.030.0UT8. xx ∅	
	1/2"	HGU.LCK.0F13. xx . x - 2MM.030.00T4. xx ✗ - 2MM.030.0UT8. xx ∅			1/2"	HGU.LCK.0P13. xx . x - 2MM.030.00T4. xx ✗ - 2MM.030.0UT8. xx ∅	
CLASSROOM ANSI F05	3/8"	HGU.LCK.0G09. xx . x - 2MM.030.00T4. xx ✗ - 2MM.030.0UT8. xx ∅	PRIVACY ANSI F19		3/8"	HGU.LCK.1M09. xx . x - 2MM.030.00T4. xx ✗ - 2MM.030.0UT8. xx ∅	
	1/2"	HGU.LCK.0G13. xx . x - 2MM.030.00T4. xx ✗ - 2MM.030.0UT8. xx ∅			1/2"	* HGU.LCK.2M09. xx . x - 2MM.030.00T4. xx ✗ - 2MM.030.0UT8. xx ∅	
OFFICE/ENTRY ANSI F04+F13	3/8"	HGU.LCK.1I09. xx . x - 2MM.030.00T4. xx ✗ - 2MM.030.0UT8. xx ∅			3/8"	HGU.LCK.1M13. xx . x - 2MM.030.00T4. xx ✗ - 2MM.030.0UT8. xx ∅	
		* HGU.LCK.2I09. xx . x - 2MM.030.00T4. xx ✗ - 2MM.030.0UT8. xx ∅			1/2"	* HGU.LCK.2M13. xx . x - 2MM.030.00T4. xx ✗ - 2MM.030.0UT8. xx ∅	
	1/2"	HGU.LCK.1I13. xx . x - 2MM.030.00T4. xx ✗ - 2MM.030.0UT8. xx ∅				* HGU.LCK.2I13. xx . x - 2MM.030.00T4. xx ✗ - 2MM.030.0UT8. xx ∅	

.XX = FINISH CODE

- .43 STAINLESS STEEL
- .43 BRIGHT STAINLESS STEEL (ANSI/BHMA 629 - USD32)
- .44 SATIN STAINLESS STEEL (ANSI/BHMA 630 - USD32D)

PVD ON REQUEST

- .83 BLACK SATIN
- Colours on demand, minimum lot to be agreed.
- Screws and grub screws not pvd

- .40 STAINLESS STEEL POWDERCOATED ON REQUEST
- .40 BLACK RAL 9005 - TO MATCH WITH PBA BLACK ALUMINIUM
- .31 WHITE RAL 9010
- .32 GREY
- .38 CHAMPAGNE
- .39 BRONZE - TO MATCH WITH PBA BRONZE ALUMINIUM
- .41 SILVER

- .99 COLOURS ON REQUEST TO MATCH ANY RAL #
- (screws, grub screws and plastic parts non powdercoated)
- available on request depending on quantities

∅ WITH RETURN SPRING

✗ WITHOUT RETURN SPRING

ALSO AVAILABLE FOR THICKNESS 25/64" (10 mm) AND 15/32" (12 mm)

MORTISE CYLINDER SPECIFICATION PAGE 229

MORTISE CYLINDER NOT INCLUDED

◆ .1 LH .2 RH .3 LHR .4 RHR

* ADA THUMB TURN



◆ .2 RH
AS PICTURED

	S	ITEM	◆		S	ITEM	◆
PASSAGE ANSI F01	3/8"	HGU.LCK.0A09. xx . x - 2AM.030.00T4. xx ✗ - 2AM.030.0UT8. xx ∅	DORMITORY ANSI F13		3/8"	HGU.LCK.1E09. xx . x - 2AM.030.00T4. xx ✗ - 2AM.030.0UT8. xx ∅	
	1/2"	HGU.LCK.0A13. xx . x - 2AM.030.00T4. xx ✗ - 2AM.030.0UT8. xx ∅			1/2"	* HGU.LCK.2E09. xx . x - 2AM.030.00T4. xx ✗ - 2AM.030.0UT8. xx ∅	
OFFICE/ CORRIDOR ANSI F04	3/8"	HGU.LCK.0F09. xx . x - 2AM.030.00T4. xx ✗ - 2AM.030.0UT8. xx ∅	STOREROOM ANSI F07		3/8"	HGU.LCK.0P09. xx . x - 2AM.030.00T4. xx ✗ - 2AM.030.0UT8. xx ∅	
	1/2"	HGU.LCK.0F13. xx . x - 2AM.030.00T4. xx ✗ - 2AM.030.0UT8. xx ∅			1/2"	HGU.LCK.1E13. xx . x - 2AM.030.00T4. xx ✗ - 2AM.030.0UT8. xx ∅	
CLASSROOM ANSI F05	3/8"	HGU.LCK.0G09. xx . x - 2AM.030.00T4. xx ✗ - 2AM.030.0UT8. xx ∅	PRIVACY ANSI F19		3/8"	HGU.LCK.2E13. xx . x - 2AM.030.00T4. xx ✗ - 2AM.030.0UT8. xx ∅	
	1/2"	HGU.LCK.0G13. xx . x - 2AM.030.00T4. xx ✗ - 2AM.030.0UT8. xx ∅			1/2"	HGU.LCK.0P13. xx . x - 2AM.030.00T4. xx ✗ - 2AM.030.0UT8. xx ∅	
OFFICE/ENTRY ANSI F04+F13	3/8"	HGU.LCK.1I09. xx . x - 2AM.030.00T4. xx ✗ - 2AM.030.0UT8. xx ∅			3/8"	HGU.LCK.1M09. xx . x - 2AM.030.00T4. xx ✗ - 2AM.030.0UT8. xx ∅	
	1/2"	* HGU.LCK.2I09. xx . x - 2AM.030.00T4. xx ✗ - 2AM.030.0UT8. xx ∅			1/2"	HGU.LCK.2M09. xx . x - 2AM.030.00T4. xx ✗ - 2AM.030.0UT8. xx ∅	
		HGU.LCK.1I13. xx . x - 2AM.030.00T4. xx ✗ - 2AM.030.0UT8. xx ∅			* HGU.LCK.2M13. xx . x - 2AM.030.00T4. xx ✗ - 2AM.030.0UT8. xx ∅		
		* HGU.LCK.2I13. xx . x - 2AM.030.00T4. xx ✗ - 2AM.030.0UT8. xx ∅					

.XX = FINISH CODE

- STAINLESS STEEL POWDERCOATED ON REQUEST**
- .40 BLACK RAL 9005 - TO MATCH WITH PBA BLACK ALUMINIUM
 - .31 WHITE RAL 9010
 - .32 GREY
 - .38 CHAMPAGNE
 - .39 BRONZE - TO MATCH WITH PBA BRONZE ALUMINIUM
 - .41 SILVER

- .99 COLOURS ON REQUEST TO MATCH ANY RAL #
(screws, grub screws and plastic parts non powdercoated)
available on request depending on quantities

- ALUMINIUM LEVER HANDLES**
- .67 BRONZE
 - .68 BLACK
 - .69 SILVER

ROSE LOW ROUND IN STAINLESS STEEL POWDER COATED

SCREW
BLACK FOR BLACK HGU
STAINLESS STEEL FOR OTHER FINISHES

WITH RETURN SPRING

WITHOUT RETURN SPRING

ALSO AVAILABLE FOR THICKNESS 25/64" (10 mm)
AND 15/32" (12 mm)

MORTISE CYLINDER SPECIFICATION PAGE 229

MORTISE CYLINDER NOT INCLUDED

◆ .1 LH .2 RH .3 LHR .4 RHR

* ADA THUMB TURN



◆ .2 RH
AS PICTURED

	S	ITEM	◆		S	ITEM	◆
PASSAGE ANSI F01	3/8"	HGU.LCK.0A09. xx . x - 2AM.173.00T4. xx ✗ - 2AM.173.0UT8. xx ∅	DORMITORY ANSI F13		3/8"	HGU.LCK.1E09. xx . x - 2AM.173.00T4. xx ✗ - 2AM.173.0UT8. xx ∅	
	1/2"	HGU.LCK.0A13. xx . x - 2AM.173.00T4. xx ✗ - 2AM.173.0UT8. xx ∅			1/2"	* HGU.LCK.2E09. xx . x - 2AM.173.00T4. xx ✗ - 2AM.173.0UT8. xx ∅	
OFFICE/ CORRIDOR ANSI F04	3/8"	HGU.LCK.0F09. xx . x - 2AM.173.00T4. xx ✗ - 2AM.173.0UT8. xx ∅	STOREROOM ANSI F07		3/8"	HGU.LCK.0P09. xx . x - 2AM.173.00T4. xx ✗ - 2AM.173.0UT8. xx ∅	
	1/2"	HGU.LCK.0F13. xx . x - 2AM.173.00T4. xx ✗ - 2AM.173.0UT8. xx ∅			1/2"	HGU.LCK.1E13. xx . x - 2AM.173.00T4. xx ✗ - 2AM.173.0UT8. xx ∅	
CLASSROOM ANSI F05	3/8"	HGU.LCK.0G09. xx . x - 2AM.173.00T4. xx ✗ - 2AM.173.0UT8. xx ∅	PRIVACY ANSI F19		3/8"	* HGU.LCK.2E13. xx . x - 2AM.173.00T4. xx ✗ - 2AM.173.0UT8. xx ∅	
	1/2"	HGU.LCK.0G13. xx . x - 2AM.173.00T4. xx ✗ - 2AM.173.0UT8. xx ∅			1/2"	HGU.LCK.0P13. xx . x - 2AM.173.00T4. xx ✗ - 2AM.173.0UT8. xx ∅	
OFFICE/ENTRY ANSI F04+F13	3/8"	HGU.LCK.1I09. xx . x - 2AM.173.00T4. xx ✗ - 2AM.173.0UT8. xx ∅			3/8"	HGU.LCK.1M09. xx . x - 2AM.173.00T4. xx ✗ - 2AM.173.0UT8. xx ∅	
	1/2"	* HGU.LCK.2I09. xx . x - 2AM.173.00T4. xx ✗ - 2AM.173.0UT8. xx ∅			1/2"	HGU.LCK.2M09. xx . x - 2AM.173.00T4. xx ✗ - 2AM.173.0UT8. xx ∅	
					HGU.LCK.1I13. xx . x - 2AM.173.00T4. xx ✗ - 2AM.173.0UT8. xx ∅		* HGU.LCK.2M13. xx . x - 2AM.173.00T4. xx ✗ - 2AM.173.0UT8. xx ∅
		* HGU.LCK.2I13. xx . x - 2AM.173.00T4. xx ✗ - 2AM.173.0UT8. xx ∅					

.XX = FINISH CODE

STAINLESS STEEL POWDERCOATED ON REQUEST
 .40 BLACK RAL 9005 - TO MATCH WITH PBA BLACK ALUMINIUM
 .31 WHITE RAL 9010
 .32 GREY
 .38 CHAMPAGNE
 .39 BRONZE - TO MATCH WITH PBA BRONZE ALUMINIUM
 .41 SILVER

.99 COLOURS ON REQUEST TO MATCH ANY RAL #
 (screws, grub screws and plastic parts non powdercoated)
 available on request depending on quantities

ALUMINIUM LEVER HANDLES
 .67 BRONZE
 .68 BLACK
 .69 SILVER

ROSE LOW ROUND IN STAINLESS STEEL POWDER COATED

SCREW
 BLACK FOR BLACK HGU
 STAINLESS STEEL FOR OTHER FINISHES

∅ WITH RETURN SPRING

✗ WITHOUT RETURN SPRING

ALSO AVAILABLE FOR THICKNESS 25/64" (10 mm)
 AND 15/32" (12 mm)

MORTISE CYLINDER SPECIFICATION PAGE 229

MORTISE CYLINDER NOT INCLUDED

◆ .1 LH .2 RH .3 LHR .4 RHR

* ADA THUMB TURN



◆ .2 RH/LHR

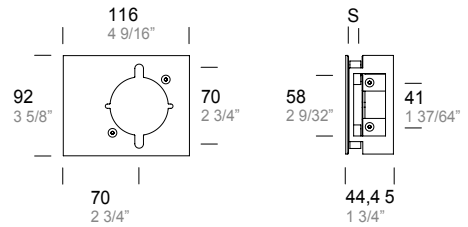
ITEM ◆
 HGU.STK.0009. xx . x
 HGU.STK.0013. xx . x



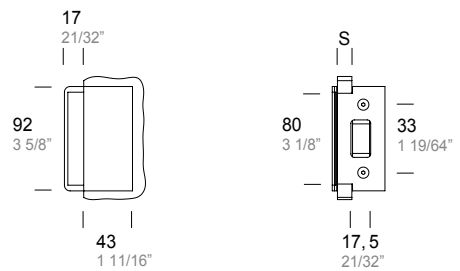
ITEM
 HGU.STK.0001. xx



TUBULAR LATCH SET NOT INCLUDED
 ONLY FOR SELECTED LATCH SET



S ITEM
 9 mm HGC.BOX.0009. xx
 12,7 mm HGC.BOX.0013. xx
 1/2"



S ITEM
 9 mm HGC.STK.0009. xx
 12,7 mm HGC.STK.0013. xx
 1/2"

.XX = FINISH CODE

STAINLESS STEEL

- .43 BRIGHT STAINLESS STEEL (ANSI/BHMA 629 - USD32)
- .44 SATIN STAINLESS STEEL (ANSI/BHMA 630 - USD32D)

PVD ON REQUEST ON SELECTED ITEMS

- .83 BLACK SATIN
- Colours on demand, minimum lot to be agreed.
- Screws and grub screws not pvd

◆ . 1 LH / RHR . 2 RH / LHR

STAINLESS STEEL POWDERCOATED ON REQUEST


- .40 BLACK RAL 9005 - TO MATCH WITH PBA BLACK ALUMINIUM
- .31 WHITE RAL 9010
- .32 GREY
- .38 CHAMPAGNE
- .39 BRONZE - TO MATCH WITH PBA BRONZE ALUMINIUM
- .41 SILVER

- .99 COLOURS ON REQUEST TO MATCH ANY RAL #
 (screws, grub screws and plastic parts non powdercoated)
 available on request depending on quantities

P B A
PATENTED
SYSTEM

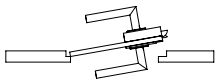
PATENT
EP 19152746.4



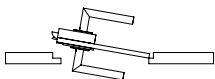


OPENING DIRECTION (DIN 107)

.1 RIGHT

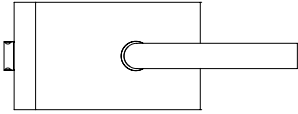


.2 LEFT



SAME PROJECTION ON BOTH SIDES

PASSAGE
ANSI F01



S

10 mm
13/32"

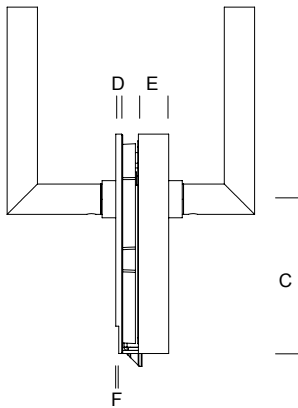
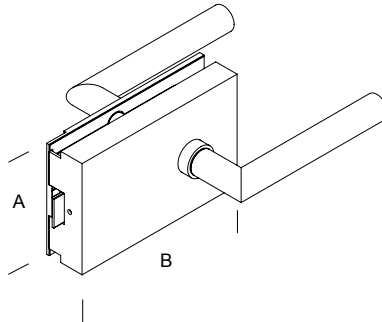
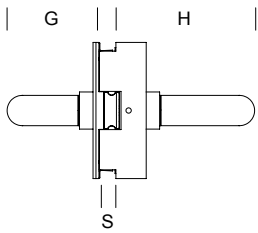
12 mm
15/32"

ART.

HGO.30C.0A10. xx . x

HGO.30C.0A12. xx . x

PLATE WITH LOCK




S	A	B	C	D	E	F	G	H
10 mm 25/64"	90 mm 3 35/64"	145 mm 5 11/16"	102 mm 4" 1/64	4 mm 5/32"	20 mm 25/32"	2 mm 5/64"	77 mm 3" 1/32	78 mm 3 1/16"
12 mm 15/32"	90 mm 3 35/64"	145 mm 5 11/16"	102 mm 4" 1/64	4 mm 5/32"	18 mm 45/64"	2 mm 5/64"	77 mm 3" 1/32	78 mm 3 1/16"

.XX = FINISH CODE

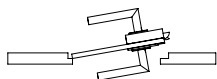
STAINLESS STEEL
.44 SATIN STAINLESS STEEL (ANSI/BHMA 630 - USD32D)
FURTHER FINISHINGS UPON REQUEST

◆
.1 RIGHT
.2 LEFT

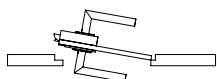


OPENING DIRECTION (DIN 107)

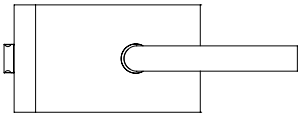
.1 RIGHT



.2 LEFT



PASSAGE
ANSI F01



S

ART.

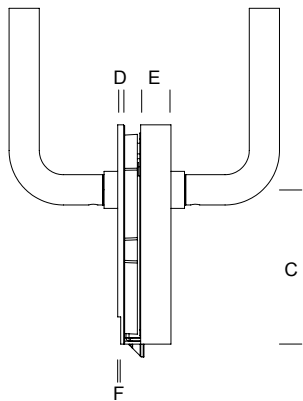
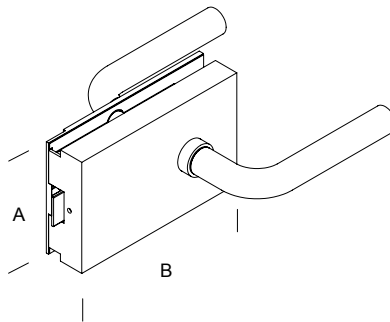
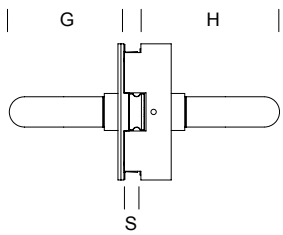
10 mm
13/32"

HGO.028.0A10. xx . x

12 mm
15/32"

HGO.028.0A12. xx . x

PLATE WITH LOCK



S	A	B	C	D	E	F	G	H
10 mm 25/64"	90 mm 3 35/64"	145 mm 5 11/16"	102 mm 4" 1/64	4 mm 5/32"	20 mm 25/32"	2 mm 5/64"	76 mm 3"	92 mm 3 5/8"
12 mm 15/32"	90 mm 3 35/64"	145 mm 5 11/16"	102 mm 4" 1/64	4 mm 5/32"	18 mm 45/64"	2 mm 5/64"	76 mm 3"	90 mm 3 35/64"

.XX = FINISH CODE

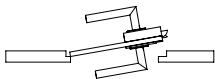
STAINLESS STEEL
.44 SATIN STAINLESS STEEL (ANSI/BHMA 630 - USD32D)
FURTHER FINISHINGS UPON REQUEST

◆
.1 RIGHT
.2 LEFT

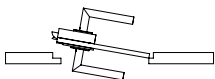


OPENING DIRECTION (DIN 107)

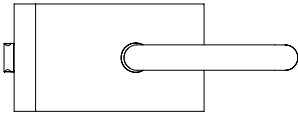
.1 RIGHT



.2 LEFT



PASSAGE
ANSI F01



S

10 mm
13/32"

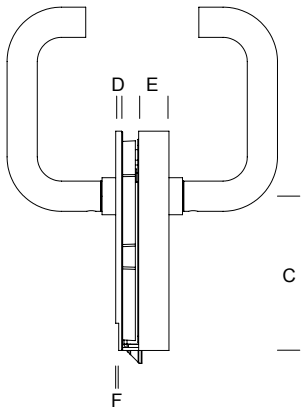
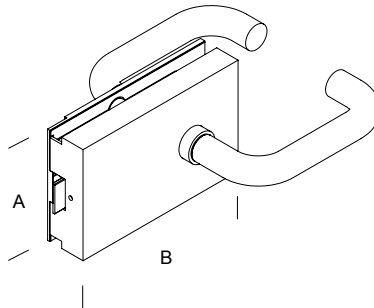
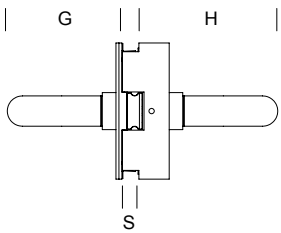
12 mm
15/32"

ART.

HGO.28B.0A10. xx . x

HGO.28B.0A12. xx . x

PLATE WITH LOCK



S	A	B	C	D	E	F	G	H
10 mm 25/64"	90 mm 3 35/64"	145 mm 5 11/16"	102 mm 4" 1/64	4 mm 5/32"	20 mm 25/32"	2 mm 5/64"	76 mm 3"	92 mm 3 5/8"
12 mm 15/32"	90 mm 3 35/64"	145 mm 5 11/16"	102 mm 4" 1/64	4 mm 5/32"	18 mm 45/64"	2 mm 5/64"	76 mm 3"	90 mm 3 35/64"

.XX = FINISH CODE

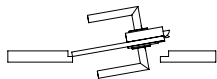
STAINLESS STEEL
.44 SATIN STAINLESS STEEL (ANSI/BHMA 630 - USD32D)
FURTHER FINISHINGS UPON REQUEST

◆
.1 RIGHT
.2 LEFT

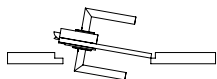


OPENING DIRECTION (DIN 107)

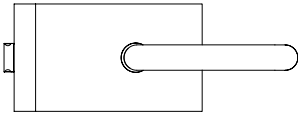
.1 RIGHT



.2 LEFT



PASSAGE
ANSI F01



S

10 mm
13/32"

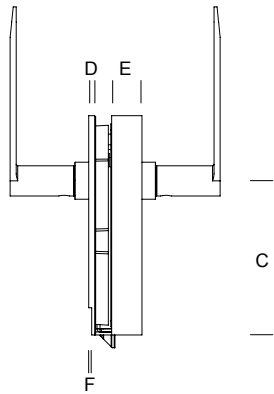
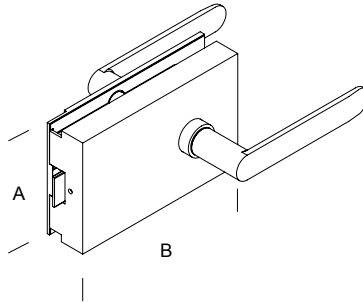
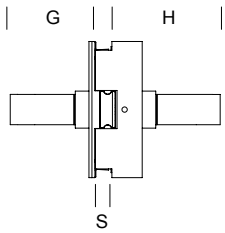
12 mm
15/32"

ART.

HGO.020.0A10. xx . x

HGO.020.0A12. xx . x

PLATE WITH LOCK



S	A	B	C	D	E	F	G	H
10 mm 25/64"	90 mm 3 35/64"	145 mm 5 11/16"	102 mm 4" 1/64	4 mm 5/32"	20 mm 25/32"	2 mm 5/64"	56 mm 2" 13/64	72 mm 3 5/8"
12 mm 15/32"	90 mm 3 35/64"	145 mm 5 11/16"	102 mm 4" 1/64	4 mm 5/32"	18 mm 45/64"	2 mm 5/64"	56 mm 2" 13/64	70 mm 2 3/4"

.XX = FINISH CODE


STAINLESS STEEL
.44 SATIN STAINLESS STEEL (ANSI/BHMA 630 - USD32D)
FURTHER FINISHINGS UPON REQUEST

◆
. 1 RIGHT
. 2 LEFT

LEVER HANDLES

MANIGLIE

PBA LEVER HANDLES ARE DESIGNED TO LET STAINLESS STEEL SHOW ITS STRENGTH AND ELEGANCE. OUR NOTHING IN EXCESS PHILOSOPHY, CLASSIC ITALIAN DESIGN-THINKING, FORGE SHAPES THAT SHOW AND ENHANCE THEIR FUNCTION. LE MANIGLIE PBA SONO DISEGNATE PER PERMETTERE ALL'ACCIAIO DI MOSTRARE LA SUA FORZA, LA SUA FLESSIBILITÀ, LA SUA ELEGANZA. LA FILOSOFIA DEL NULLA IN ECCESSO FORGIA FORME CHE MOSTRANO ED ESALTANO SOPRATTUTTO LA FUNZIONE.





PROGRAMMA IT
Stainless steel AISI 316L

page 177



PROGRAMMA YOD
Stainless steel AISI 316L
Wood

page 189



PROGRAMMA 2000A
Aluminium

page 258



PROGRAMMA 2000
Stainless steel AISI 316L

page 209



SATIN+BRIGHT
Stainless steel AISI 316L



page 241

HEAVY-USE



page 245

ACCESSORIES
page 262

LEGEND
page 1

TECHNICAL REFERENCES
page 406



ITEM

0IT.151.xxxx.xx

MATERIALS, FINISHING AND DETAILS

.XX = FINISH CODE

STAINLESS STEEL

- .43 SATIN STAINLESS STEEL (ANSI/BHMA 630 - USD32D)
- .44 BRIGHT STAINLESS STEEL (ANSI/BHMA 629 - USD32)

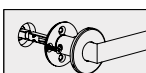
STAINLESS STEEL POWDERCOATED

- .40 BLACK RAL 9005 - TO MATCH WITH PBA BLACK ALUMINIUM
- .31 WHITE RAL 9010
- .32 GREY
- .38 CHAMPAGNE
- .39 BRONZE - TO MATCH WITH PBA BRONZE ALUMINIUM
- .41 SILVER
- .99 COLOURS ON REQUEST TO MATCH ANY RAL #
(screws, grub screws and plastic parts non powdercoated).
Available on request depending on quantities.

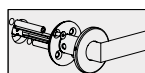
PVD ON SELECTED ITEMS

- .83 BLACK SATIN
Colours on demand, minimum lot to be agreed.
Screws and grub screws not pvd.

HANDLES FIXING TO SPECIFY BEFORE ORDER



SINGLE FIXING



BACK TO BACK FIXING

HANDLE FOR MORTISE
WOOD OR HM DOORS

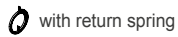


ITEM

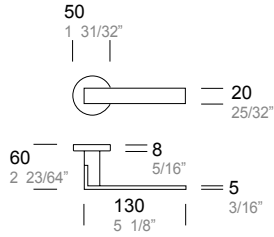
0IT.151.0UT8 . xx



mortise



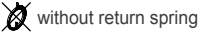
with return spring



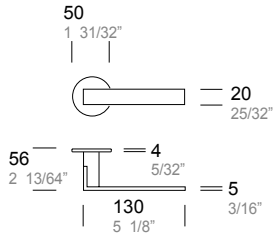
0IT.151.0OT4 . xx



mortise



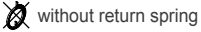
without return spring



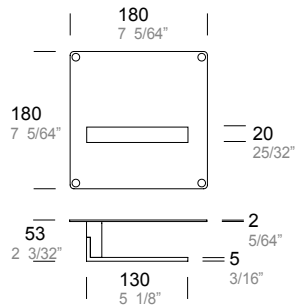
0IT.151.0Uxx . xx



mortise



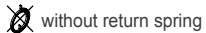
without return spring



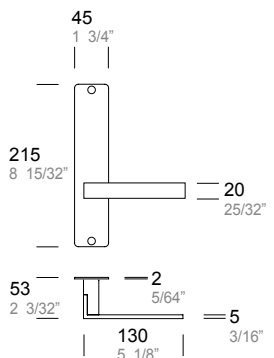
0IT.151.0Uxx . xx



mortise



without return spring



LOCK
WOOD OR HM DOORS



FUNCTION

BACKSET

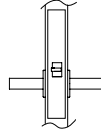
HOW TO ORDER

PASSAGE
ANSI F01

2 1/2"
2 3/4"

2MM.LCK.0A00 . xx
ONLY LOCK

+ **0IT.151.0xTx . xx**



+ **0IT.151.0Uxx . xx**

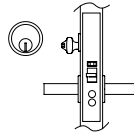
+ **0IT.151.0Uxx . xx**

OFFICE/CORRIDOR
ANSI F04

2 1/2"
2 3/4"

2MM.LCK.0F00 . xx
ONLY LOCK

+ **0IT.151.0xTx . xx**



+ **0IT.151.0Uxx . xx**

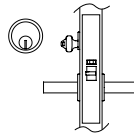
+ **0IT.151.0Uxx . xx**

CLASSROOM
ANSI F05

2 1/2"
2 3/4"

2MM.LCK.0G00 . xx
ONLY LOCK

+ **0IT.151.0xTx . xx**



+ **0IT.151.0Uxx . xx**

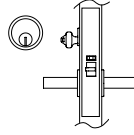
+ **0IT.151.0Uxx . xx**

STOREROOM
ANSI F07

2 1/2"
2 3/4"

2MM.LCK.0P00 . xx
ONLY LOCK

+ **0IT.151.0xTx . xx**



+ **0IT.151.0Uxx . xx**

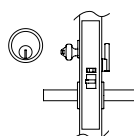
+ **0IT.151.0Uxx . xx**

OFFICE/ENTRY
ANSI F04 + F13

2 1/2"
2 3/4"

2MM.LCK.0I00 . xx
ONLY LOCK

+ **0IT.151.0xTx . xx**
Ⓜ Add thumbturns page 266



+ **0IT.151.0Uxx . xx**
Ⓜ Add thumbturns page 266

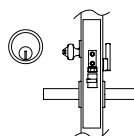
+ **0IT.151.0Uxx . xx**
Ⓜ Add thumbturns page 266

DORMITORY
ANSI F13

2 1/2"
2 3/4"

2MM.LCK.0E00 . xx
ONLY LOCK

+ **0IT.151.0xTx . xx**
Ⓜ Add thumbturns page 266



+ **0IT.151.0Uxx . xx**
Ⓜ Add thumbturns page 266

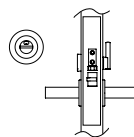
+ **0IT.151.0Uxx . xx**
Ⓜ Add thumbturns page 266

PRIVACY
ANSI F19

2 1/2"
2 3/4"

2MM.LCK.0M00 . xx
ONLY LOCK

+ **0IT.151.0xTx . xx**
Ⓜ Add thumbturns page 266



+ **0IT.151.0Uxx . xx**
Ⓜ Add thumbturns page 266

+ **0IT.151.0Uxx . xx**
Ⓜ Add thumbturns page 266

.XX = FINISH CODE

- STAINLESS STEEL**
- .43 BRIGHT STAINLESS STEEL (ANSI/BHMA 629 - USD32)
- .44 SATIN STAINLESS STEEL (ANSI/BHMA 630 - USD32D)

PVD ON REQUEST

- .83 BLACK SATIN
- Colours on demand, minimum lot to be agreed.
- Screws and grub screws not pvd

- STAINLESS STEEL POWDERCOATED ON REQUEST**
- .40 BLACK RAL 9005 - TO MATCH WITH PBA BLACK ALUMINIUM
- .31 WHITE RAL 9010
- .32 GREY
- .38 CHAMPAGNE
- .39 BRONZE - TO MATCH WITH PBA BRONZE ALUMINIUM
- .41 SILVER

- .99 COLOURS ON REQUEST TO MATCH ANY RAL #
- (screws, grub screws and plastic parts non powdercoated)
- available on request depending on quantities

AVAILABLE LOCKS page 406

MORTISE CYLINDERS NOT INCLUDED SEE PAGE 406 FOR COMPATIBLE MODELS

STANDARD FACEPLATE SATIN STAINLESS STEEL.

BLACK AND BRONZE AVAILABLE ON REQUEST

SPINDLE DEPTH, LEVERS POSITION ON THE LOCKSET AND FIXING (SINGLE OR BACK TO BACK) MUST BE SPECIFIED ORDERING - see page 407

HANDLE WITH LATCH
WOOD OR HM DOORS



ITEM BACKSET FUNCTION

0IT.151.SA70 . xx	70 mm 2 3/4"	PASSAGE	
0IT.151.SA60 . xx	60 mm 2 3/8"		

latch included

with return spring



0IT.151.SB70 . xx	70 mm 2 3/4"	PRIVACY	
0IT.151.SB60 . xx	60 mm 2 3/8"		

latch included

with return spring



0IT.151.MA70 . xx	70 mm 2 3/4"	PASSAGE WITH MAGNETIC BOLT	
0IT.151.MA60 . xx	60 mm 2 3/8"		

latch included

with return spring



0IT.151.MB70 . xx	70 mm 2 3/4"	PRIVACY WITH MAGNETIC BOLT	
0IT.151.MB60 . xx	60 mm 2 3/8"		

latch included

with return spring



HANDLE DUMMY
WOOD OR HM DOORS



ITEM

0IT.151.0D06 . xx	SINGLE	
0IT.151.C0D6 . xx	PAIR	

dummy

without return spring

0IT.151.0D05 . xx	SINGLE	
0IT.151.C0D5 . xx	PAIR	

dummy

without return spring

.XX = FINISH CODE

STAINLESS STEEL
.43 BRIGHT STAINLESS STEEL (ANSI/BHMA 629 - USD32)
.44 SATIN STAINLESS STEEL (ANSI/BHMA 630 - USD32D)

PVD ON REQUEST
.83 BLACK SATIN
Colours on demand, minimum lot to be agreed.
Screws and grub screws not pvd

STAINLESS STEEL POWDERCOATED ON REQUEST
.40 BLACK RAL 9005 - TO MATCH WITH PBA BLACK ALUMINIUM
.31 WHITE RAL 9010
.32 GREY
.38 CHAMPAGNE
.39 BRONZE - TO MATCH WITH PBA BRONZE ALUMINIUM
.41 SILVER

.99 COLOURS ON REQUEST TO MATCH ANY RAL #
(screws, grub screws and plastic parts not powdercoated)
available on request depending on quantities

LATCH DETAILS
page 411



ITEM

0IT.152.xxxx.xx

MATERIALS, FINISHING AND DETAILS

.XX = FINISH CODE

STAINLESS STEEL

- .43 SATIN STAINLESS STEEL (ANSI/BHMA 630 - USD32D)**
- .44 BRIGHT STAINLESS STEEL (ANSI/BHMA 629 - USD32)**

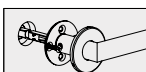
STAINLESS STEEL POWDERCOATED

- .40 BLACK RAL 9005 - TO MATCH WITH PBA BLACK ALUMINIUM**
- .31 WHITE RAL 9010**
- .32 GREY**
- .38 CHAMPAGNE**
- .39 BRONZE - TO MATCH WITH PBA BRONZE ALUMINIUM**
- .41 SILVER**
- .99 COLOURS ON REQUEST TO MATCH ANY RAL #**
(screws, grub screws and plastic parts non powdercoated).
Available on request depending on quantities.

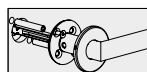
PVD ON SELECTED ITEMS

- .83 BLACK SATIN**
Colours on demand, minimum lot to be agreed.
Screws and grub screws not pvd.

HANDLES FIXING TO SPECIFY BEFORE ORDER



SINGLE FIXING



BACK TO BACK FIXING

HANDLE FOR MORTISE
WOOD OR HM DOORS

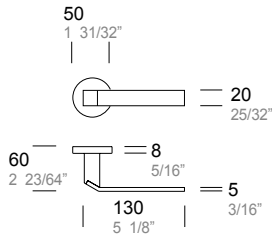


ITEM

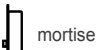
0IT.152.0UT8 . xx



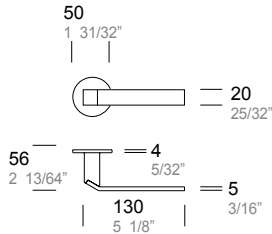
with return spring



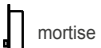
0IT.152.00T4 . xx



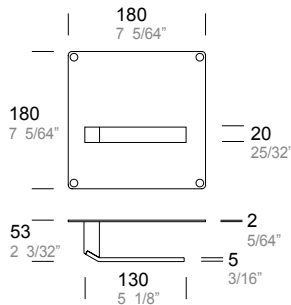
without return spring



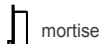
0IT.152.0Uxx . xx



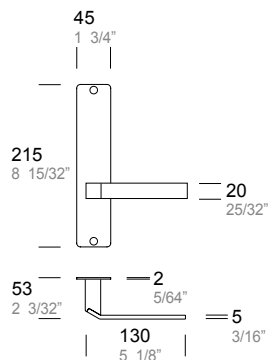
without return spring




0IT.152.0Uxx . xx



without return spring



LOCK
WOOD OR HM DOORS



FUNCTION

BACKSET

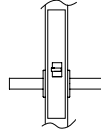
HOW TO ORDER

PASSAGE
ANSI F01

2 1/2"
2 3/4"

2MM.LCK.0A00 . xx
ONLY LOCK

+ **0IT.152.0xTx . xx**



+ **0IT.152.0Uxx . xx**

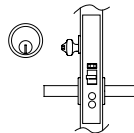
+ **0IT.152.0Uxx . xx**

OFFICE/CORRIDOR
ANSI F04

2 1/2"
2 3/4"

2MM.LCK.0F00 . xx
ONLY LOCK

+ **0IT.152.0xTx . xx**



+ **0IT.152.0Uxx . xx**

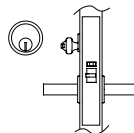
+ **0IT.152.0Uxx . xx**

CLASSROOM
ANSI F05

2 1/2"
2 3/4"

2MM.LCK.0G00 . xx
ONLY LOCK

+ **0IT.152.0xTx . xx**



+ **0IT.152.0Uxx . xx**

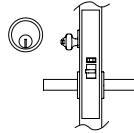
+ **0IT.152.0Uxx . xx**

STOREROOM
ANSI F07

2 1/2"
2 3/4"

2MM.LCK.0P00 . xx
ONLY LOCK

+ **0IT.152.0xTx . xx**



+ **0IT.152.0Uxx . xx**

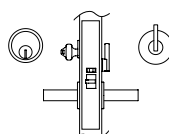
+ **0IT.152.0Uxx . xx**

OFFICE/ENTRY
ANSI F04 + F13

2 1/2"
2 3/4"

2MM.LCK.0I00 . xx
ONLY LOCK

+ **0IT.152.0xTx . xx**
 Add thumbscrews page 266



+ **0IT.152.0Uxx . xx**
 Add thumbscrews page 266

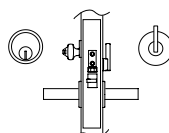
+ **0IT.152.0Uxx . xx**
 Add thumbscrews page 266

DORMITORY
ANSI F13

2 1/2"
2 3/4"

2MM.LCK.0E00 . xx
ONLY LOCK

+ **0IT.152.0xTx . xx**
 Add thumbscrews page 266



+ **0IT.152.0Uxx . xx**
 Add thumbscrews page 266

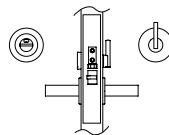
+ **0IT.152.0Uxx . xx**
 Add thumbscrews page 266

PRIVACY
ANSI F19

2 1/2"
2 3/4"

2MM.LCK.0M00 . xx
ONLY LOCK

+ **0IT.152.0xTx . xx**
 Add thumbscrews page 266



+ **0IT.152.0Uxx . xx**
 Add thumbscrews page 266

+ **0IT.152.0Uxx . xx**
 Add thumbscrews page 266

.XX = FINISH CODE

- STAINLESS STEEL**
- .43 BRIGHT STAINLESS STEEL (ANSI/BHMA 629 - USD32)
- .44 SATIN STAINLESS STEEL (ANSI/BHMA 630 - USD32D)

PVD ON REQUEST

- .83 BLACK SATIN
- Colours on demand, minimum lot to be agreed.
- Screws and grub screws not pvd

- STAINLESS STEEL POWDERCOATED ON REQUEST**
- .40 BLACK RAL 9005 - TO MATCH WITH PBA BLACK ALUMINIUM
- .31 WHITE RAL 9010
- .32 GREY
- .38 CHAMPAGNE
- .39 BRONZE - TO MATCH WITH PBA BRONZE ALUMINIUM
- .41 SILVER

- .99 COLOURS ON REQUEST TO MATCH ANY RAL #
- (screws, grub screws and plastic parts non powdercoated)
- available on request depending on quantities

AVAILABLE LOCKS page 406

MORTISE CYLINDERS NOT INCLUDED SEE PAGE 406 FOR COMPATIBLE MODELS

STANDARD FACEPLATE SATIN STAINLESS STEEL.
BLACK AND BRONZE AVAILABLE ON REQUEST

SPINDLE DEPTH, LEVERS POSITION ON THE LOCKSET AND FIXING
(SINGLE OR BACK TO BACK) MUST BE SPECIFIED ORDERING - see page 407

HANDLE WITH LATCH
WOOD OR HM DOORS



ITEM BACKSET FUNCTION

01T.152.SA70 . xx	70 mm 2 3/4"	PASSAGE	
01T.152.SA60 . xx	60 mm 2 3/8"		
latch included			
with return spring			



01T.152.SB70 . xx	70 mm 2 3/4"	PRIVACY	
01T.152.SB60 . xx	60 mm 2 3/8"		
latch included			
with return spring			



01T.152.MA70 . xx	70 mm 2 3/4"	PASSAGE WITH MAGNETIC BOLT	
01T.152.MA60 . xx	60 mm 2 3/8"		
latch included			
with return spring			



01T.152.MB70 . xx	70 mm 2 3/4"	PRIVACY WITH MAGNETIC BOLT	
01T.152.MB60 . xx	60 mm 2 3/8"		
latch included			
with return spring			



HANDLE DUMMY
WOOD OR HM DOORS



ITEM

01T.152.0D06 . xx	SINGLE	
01T.152.C0D6 . xx	PAIR	
dummy		
without return spring		

01T.152.0D05 . xx	SINGLE	
01T.152.C0D5 . xx	PAIR	
dummy		
without return spring		

.XX = FINISH CODE

- STAINLESS STEEL**
 .43 BRIGHT STAINLESS STEEL (ANSI/BHMA 629 - USD32)
 .44 SATIN STAINLESS STEEL (ANSI/BHMA 630 - USD32D)

- PVD ON REQUEST**
 .83 BLACK SATIN
 Colours on demand, minimum lot to be agreed.
 Screws and grub screws not pvd

- STAINLESS STEEL POWDERCOATED ON REQUEST**
 .40 BLACK RAL 9005 - TO MATCH WITH PBA BLACK ALUMINIUM
 .31 WHITE RAL 9010
 .32 GREY
 .38 CHAMPAGNE
 .39 BRONZE - TO MATCH WITH PBA BRONZE ALUMINIUM
 .41 SILVER

- .99 COLOURS ON REQUEST TO MATCH ANY RAL #
 (screws, grub screws and plastic parts non powdercoated)
 available on request depending on quantities



ITEM

0IT.153.xxxx.xx

MATERIALS, FINISHING AND DETAILS

.XX = FINISH CODE

STAINLESS STEEL

- .43 SATIN STAINLESS STEEL (ANSI/BHMA 630 - USD32D)
- .44 BRIGHT STAINLESS STEEL (ANSI/BHMA 629 - USD32)

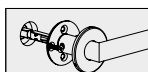
STAINLESS STEEL POWDERCOATED

- .40 BLACK RAL 9005 - TO MATCH WITH PBA BLACK ALUMINIUM
- .31 WHITE RAL 9010
- .32 GREY
- .38 CHAMPAGNE
- .39 BRONZE - TO MATCH WITH PBA BRONZE ALUMINIUM
- .41 SILVER
- .99 COLOURS ON REQUEST TO MATCH ANY RAL #
(screws, grub screws and plastic parts non powdercoated).
Available on request depending on quantities.

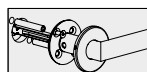
PVD ON SELECTED ITEMS

- .83 BLACK SATIN
Colours on demand, minimum lot to be agreed.
Screws and grub screws not pvd.

HANDLES FIXING TO SPECIFY BEFORE ORDER



SINGLE FIXING



BACK TO BACK FIXING

HANDLE FOR MORTISE
WOOD OR HM DOORS

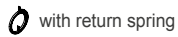


ITEM

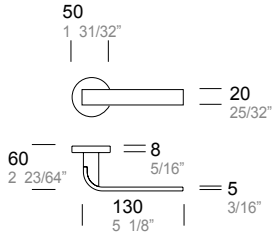
0IT.153.0UT8 . xx



mortise



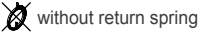
with return spring



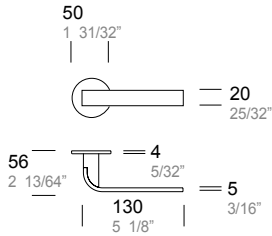
0IT.153.00T4 . xx



mortise



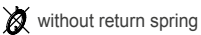
without return spring



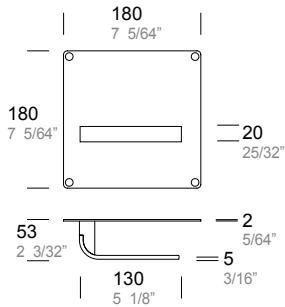
0IT.153.0Uxx . xx



mortise



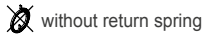
without return spring



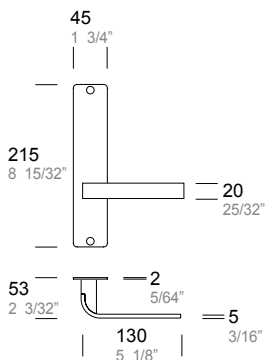
0IT.153.0Uxx . xx



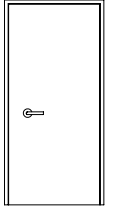

mortise



without return spring



LOCK
WOOD OR HM DOORS



FUNCTION

BACKSET

HOW TO ORDER

PASSAGE
ANSI F01

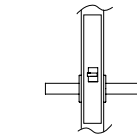
2 1/2"
2 3/4"

2MM.LCK.0A00 . xx
ONLY LOCK

+ **0IT.153.0xTx . xx**

+ **0IT.153.0Uxx . xx**

+ **0IT.153.0Uxx . xx**



OFFICE/CORRIDOR
ANSI F04

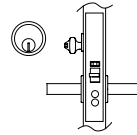
2 1/2"
2 3/4"

2MM.LCK.0F00 . xx
ONLY LOCK

+ **0IT.153.0xTx . xx**

+ **0IT.153.0Uxx . xx**

+ **0IT.153.0Uxx . xx**



CLASSROOM
ANSI F05

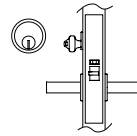
2 1/2"
2 3/4"

2MM.LCK.0G00 . xx
ONLY LOCK

+ **0IT.153.0xTx . xx**

+ **0IT.153.0Uxx . xx**

+ **0IT.153.0Uxx . xx**



STOREROOM
ANSI F07

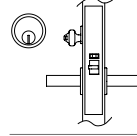
2 1/2"
2 3/4"

2MM.LCK.0P00 . xx
ONLY LOCK

+ **0IT.153.0xTx . xx**

+ **0IT.153.0Uxx . xx**

+ **0IT.153.0Uxx . xx**



OFFICE/ENTRY
ANSI F04 + F13

2 1/2"
2 3/4"

2MM.LCK.0I00 . xx
ONLY LOCK

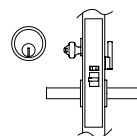
+ **0IT.153.0xTx . xx**

+ **0IT.153.0Uxx . xx**

+ **0IT.153.0Uxx . xx**

+ Add thumbturns page 266

+ Add thumbturns page 266



DORMITORY
ANSI F13

2 1/2"
2 3/4"

2MM.LCK.0E00 . xx
ONLY LOCK

+ **0IT.153.0xTx . xx**

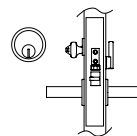
+ **0IT.153.0Uxx . xx**

+ Add thumbturns page 266

+ Add thumbturns page 266

+ **0IT.153.0Uxx . xx**

+ Add thumbturns page 266



PRIVACY
ANSI F19

2 1/2"
2 3/4"

2MM.LCK.0M00 . xx
ONLY LOCK

+ **0IT.153.0xTx . xx**

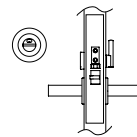
+ **0IT.153.0Uxx . xx**

+ Add thumbturns page 266

+ Add thumbturns page 266

+ **0IT.153.0Uxx . xx**

+ Add thumbturns page 266



.XX = FINISH CODE

- STAINLESS STEEL**
- .43 BRIGHT STAINLESS STEEL (ANSI/BHMA 629 - USD32)
- .44 SATIN STAINLESS STEEL (ANSI/BHMA 630 - USD32D)

PVD ON REQUEST

- .83 BLACK SATIN
- Colours on demand, minimum lot to be agreed.
- Screws and grub screws not pvd

- STAINLESS STEEL POWDERCOATED ON REQUEST**
- .40 BLACK RAL 9005 - TO MATCH WITH PBA BLACK ALUMINIUM
- .31 WHITE RAL 9010
- .32 GREY
- .38 CHAMPAGNE
- .39 BRONZE - TO MATCH WITH PBA BRONZE ALUMINIUM
- .41 SILVER

- .99 COLOURS ON REQUEST TO MATCH ANY RAL #
- (screws, grub screws and plastic parts non powdercoated)
- available on request depending on quantities

AVAILABLE LOCKS page 406

MORTISE CYLINDERS NOT INCLUDED SEE PAGE 406 FOR COMPATIBLE MODELS

STANDARD FACEPLATE SATIN STAINLESS STEEL.

BLACK AND BRONZE AVAILABLE ON REQUEST

SPINDLE DEPTH, LEVERS POSITION ON THE LOCKSET AND FIXING (SINGLE OR BACK TO BACK) MUST BE SPECIFIED ORDERING - see page 407

HANDLE WITH LATCH
WOOD OR HM DOORS



ITEM BACKSET FUNCTION

01T.153.SA70 . xx	70 mm 2 3/4"	PASSAGE	
01T.153.SA60 . xx	60 mm 2 3/8"		
latch included			
with return spring			



01T.153.SB70 . xx	70 mm 2 3/4"	PRIVACY	
01T.153.SB60 . xx	60 mm 2 3/8"		
latch included			
with return spring			



01T.153.MA70 . xx	70 mm 2 3/4"	PASSAGE WITH MAGNETIC BOLT	
01T.153.MA60 . xx	60 mm 2 3/8"		
latch included			
with return spring			



01T.153.MB70 . xx	70 mm 2 3/4"	PRIVACY WITH MAGNETIC BOLT	
01T.153.MB60 . xx	60 mm 2 3/8"		
latch included			
with return spring			



.XX = FINISH CODE

- STAINLESS STEEL**
.43 BRIGHT STAINLESS STEEL (ANSI/BHMA 629 - USD32)
.44 SATIN STAINLESS STEEL (ANSI/BHMA 630 - USD32D)

- PVD ON REQUEST**
.83 BLACK SATIN
Colours on demand, minimum lot to be agreed.
Screws and grub screws not pvd

- STAINLESS STEEL POWDERCOATED ON REQUEST**
.40 BLACK RAL 9005 - TO MATCH WITH PBA BLACK ALUMINIUM
.31 WHITE RAL 9010
.32 GREY
.38 CHAMPAGNE
.39 BRONZE - TO MATCH WITH PBA BRONZE ALUMINIUM
.41 SILVER

- .99 COLOURS ON REQUEST TO MATCH ANY RAL #
(screws, grub screws and plastic parts not powdercoated)
available on request depending on quantities

HANDLE DUMMY
WOOD OR HM DOORS



ITEM

01T.153.0D06 . xx	SINGLE	
01T.153.C0D6 . xx	PAIR	
dummy		
without return spring		

01T.153.0D05 . xx	SINGLE	
01T.153.C0D5 . xx	PAIR	
dummy		
without return spring		



ITEM

YOD.001.xxxx.xx

MATERIALS, FINISHING AND DETAILS

.XX = FINISH CODE

	WOOD	STAINLESS STEEL	
.46	WENGÈ	SATIN STAINLESS STEEL (ANSI/BHMA 630 - USD32D)	
.49	WENGÈ	BRIGHT STAINLESS STEEL (ANSI/BHMA 629 - USD32)	
.47	ASH	SATIN STAINLESS STEEL (ANSI/BHMA 630 - USD32D)	
.50	ASH	BRIGHT STAINLESS STEEL (ANSI/BHMA 629 - USD32)	
.48	MAHOGANY	SATIN STAINLESS STEEL (ANSI/BHMA 630 - USD32D)	
.51	MAHOGANY	BRIGHT STAINLESS STEEL (ANSI/BHMA 629 - USD32)	

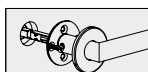
STAINLESS STEEL POWDERCOATED

.40	BLACK RAL 9005 - TO MATCH WITH PBA BLACK ALUMINIUM	
.31	WHITE RAL 9010	
.32	GREY	
.38	CHAMPAGNE	
.39	BRONZE - TO MATCH WITH PBA BRONZE ALUMINIUM	
.41	SILVER	
.99	COLOURS ON REQUEST TO MATCH ANY RAL # (screws, grub screws and plastic parts non powdercoated). Available on request depending on quantities.	

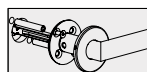
PVD ON SELECTED ITEMS

.83	BLACK SATIN	
	Colours on demand, minimum lot to be agreed. Screws and grub screws not pvd.	

HANDLES FIXING TO SPECIFY BEFORE ORDER



SINGLE FIXING



BACK TO BACK FIXING

HANDLE FOR MORTISE
WOOD OR HM DOORS

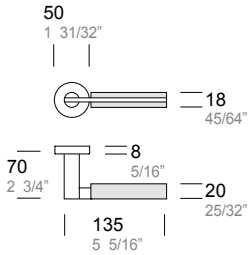


ITEM

YOD.001.0UT8 . xx



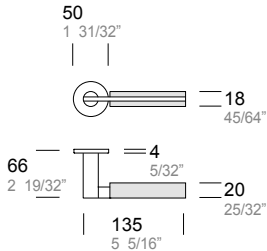
with return spring



YOD.001.00T4 . xx



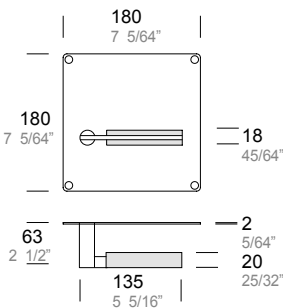
without return spring



YOD.001.0Uxx . xx



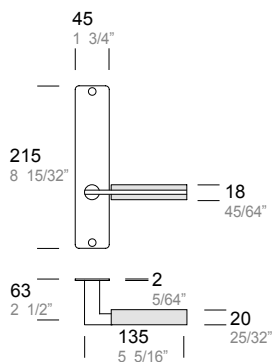
without return spring



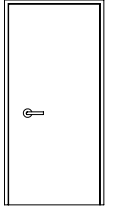

YOD.001.0Uxx . xx



without return spring



LOCK
WOOD OR HM DOORS



FUNCTION

BACKSET

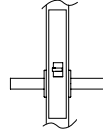
HOW TO ORDER

PASSAGE
ANSI F01

2 1/2"
2 3/4"

2MM.LCK.0A00 . xx
ONLY LOCK

+ YOD.001.0xTx . xx



+ YOD.001.0Uxx . xx

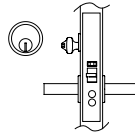
+ YOD.001.0Uxx . xx

OFFICE/CORRIDOR
ANSI F04

2 1/2"
2 3/4"

2MM.LCK.0F00 . xx
ONLY LOCK

+ YOD.001.0xTx . xx



+ YOD.001.0Uxx . xx

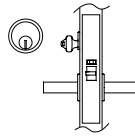
+ YOD.001.0Uxx . xx

CLASSROOM
ANSI F05

2 1/2"
2 3/4"

2MM.LCK.0G00 . xx
ONLY LOCK

+ YOD.001.0xTx . xx



+ YOD.001.0Uxx . xx

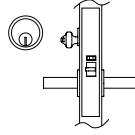
+ YOD.001.0Uxx . xx

STOREROOM
ANSI F07

2 1/2"
2 3/4"

2MM.LCK.0P00 . xx
ONLY LOCK

+ YOD.001.0UTx . xx



+ YOD.001.0Uxx . xx

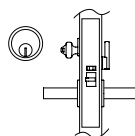
+ YOD.001.0Uxx . xx

OFFICE/ENTRY
ANSI F04 + F13

2 1/2"
2 3/4"

2MM.LCK.0I00 . xx
ONLY LOCK

+ YOD.001.0xTx . xx
⊕ Add thumbturns page 266



+ YOD.001.0Uxx . xx
⊕ Add thumbturns page 266

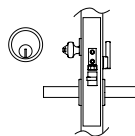
+ YOD.001.0Uxx . xx
⊕ Add thumbturns page 266

DORMITORY
ANSI F13

2 1/2"
2 3/4"

2MM.LCK.0E00 . xx
ONLY LOCK

+ YOD.001.0xTx . xx
⊕ Add thumbturns page 266



+ YOD.001.0Uxx . xx
⊕ Add thumbturns page 266

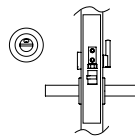
+ YOD.001.0Uxx . xx
⊕ Add thumbturns page 266

PRIVACY
ANSI F19

2 1/2"
2 3/4"

2MM.LCK.0M00 . xx
ONLY LOCK

+ YOD.001.0xTx . xx
⊕ Add thumbturns page 266



+ YOD.001.0Uxx . xx
⊕ Add thumbturns page 266

+ YOD.001.0Uxx . xx
⊕ Add thumbturns page 266

.XX = FINISH CODE

WOOD	STAINLESS STEEL	STAINLESS STEEL POWDERCOATED ON REQUEST
.46 WENGÉ	SATIN STAINLESS STEEL (ANSI/BHMA 630 - USD32D)	.40 BLACK RAL 9005 - TO MATCH WITH PBA BLACK ALUMINIUM
.49 WENGÉ	BRIGHT STAINLESS STEEL (ANSI/BHMA 629 - USD32)	.31 WHITE RAL 9010
.47 ASH	SATIN STAINLESS STEEL (ANSI/BHMA 630 - USD32D)	.32 GREY
.50 ASH	BRIGHT STAINLESS STEEL (ANSI/BHMA 629 - USD32)	.38 CHAMPAGNE
.48 MAHOGANY	SATIN STAINLESS STEEL (ANSI/BHMA 630 - USD32D)	.39 BRONZE - TO MATCH WITH PBA BRONZE ALUMINIUM
.51 MAHOGANY	BRIGHT STAINLESS STEEL (ANSI/BHMA 629 - USD32)	.41 SILVER

PVD ON REQUEST
.83 BLACK SATIN
Colours on demand, minimum lot to be agreed. Screws and grub screws not pvd

.99 COLOURS ON REQUEST TO MATCH ANY RAL #
(screws, grub screws and plastic parts non powdercoated)
available on request depending on quantities

AVAILABLE LOCKS page 406

MORTISE CYLINDERS NOT INCLUDED SEE PAGE 406 FOR COMPATIBLE MODELS

STANDARD FACEPLATE SATIN STAINLESS STEEL.
BLACK AND BRONZE AVAILABLE ON REQUEST

SPINDLE DEPTH, LEVERS POSITION ON THE LOCKSET AND FIXING
(SINGLE OR BACK TO BACK) MUST BE SPECIFIED ORDERING - see page 407

HANDLE WITH LATCH
WOOD OR HM DOORS



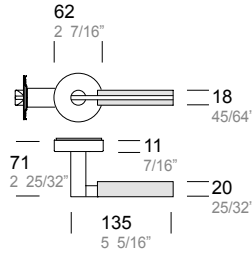
ITEM BACKSET FUNCTION

YOD.001.SA70 . xx 70 mm
2 3/4"

YOD.001.SA60 . xx 60 mm
2 3/8"

latch included

with return spring

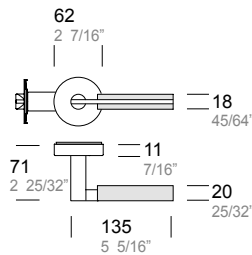


YOD.001.SB70 . xx 70 mm
2 3/4"

YOD.001.SB60 . xx 60 mm
2 3/8"

latch included

with return spring

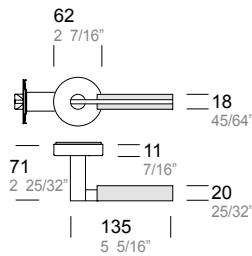


YOD.001.MA70 . xx 70 mm
2 3/4"

YOD.001.MA60 . xx 60 mm
2 3/8"

latch included

with return spring

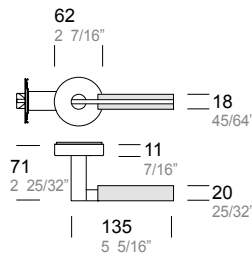


YOD.001.MB70 . xx 70 mm
2 3/4"

YOD.001.MB60 . xx 60 mm
2 3/8"

latch included

with return spring



HANDLE DUMMY
WOOD OR HM DOORS



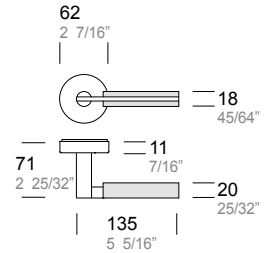
ITEM

YOD.001.0D06 . xx SINGLE

YOD.001.C0D6 . xx PAIR

dummy

without return spring

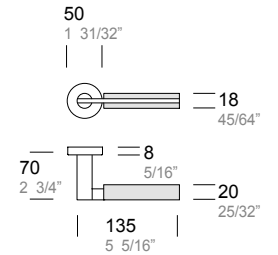


YOD.001.0D05 . xx SINGLE

YOD.001.C0D5 . xx PAIR

dummy

without return spring



.XX = FINISH CODE

WOOD	STAINLESS STEEL
.46 WENGÉ	SATIN STAINLESS STEEL (ANSI/BHMA 630 - USD32D)
.49 WENGÉ	BRIGHT STAINLESS STEEL (ANSI/BHMA 629 - USD32)
.47 ASH	SATIN STAINLESS STEEL (ANSI/BHMA 630 - USD32D)
.50 ASH	BRIGHT STAINLESS STEEL (ANSI/BHMA 629 - USD32)
.48 MAHOGANY	SATIN STAINLESS STEEL (ANSI/BHMA 630 - USD32D)
.51 MAHOGANY	BRIGHT STAINLESS STEEL (ANSI/BHMA 629 - USD32)

PVD ON REQUEST
.83 BLACK SATIN
Colours on demand, minimum lot to be agreed. Screws and grub screws not pvd

STAINLESS STEEL POWDERCOATED ON REQUEST
.40 BLACK RAL 9005 - TO MATCH WITH PBA BLACK ALUMINIUM
.31 WHITE RAL 9010
.32 GREY
.38 CHAMPAGNE
.39 BRONZE - TO MATCH WITH PBA BRONZE ALUMINIUM
.41 SILVER

.99 COLOURS ON REQUEST TO MATCH ANY RAL #
(screws, grub screws and plastic parts non powdercoated)
available on request depending on quantities

LATCH DETAILS
page 411



ITEM

YOD.002.xxxx.xx

MATERIALS, FINISHING AND DETAILS

.XX = FINISH CODE

	WOOD	STAINLESS STEEL	
.46	WENGÈ	SATIN STAINLESS STEEL (ANSI/BHMA 630 - USD32D)	
.49	WENGÈ	BRIGHT STAINLESS STEEL (ANSI/BHMA 629 - USD32)	
.47	ASH	SATIN STAINLESS STEEL (ANSI/BHMA 630 - USD32D)	
.50	ASH	BRIGHT STAINLESS STEEL (ANSI/BHMA 629 - USD32)	
.48	MAHOGANY	SATIN STAINLESS STEEL (ANSI/BHMA 630 - USD32D)	
.51	MAHOGANY	BRIGHT STAINLESS STEEL (ANSI/BHMA 629 - USD32)	

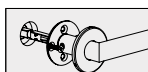
STAINLESS STEEL POWDERCOATED

.40	BLACK RAL 9005 - TO MATCH WITH PBA BLACK ALUMINIUM	
.31	WHITE RAL 9010	
.32	GREY	
.38	CHAMPAGNE	
.39	BRONZE - TO MATCH WITH PBA BRONZE ALUMINIUM	
.41	SILVER	
.99	COLOURS ON REQUEST TO MATCH ANY RAL # (screws, grub screws and plastic parts non powdercoated). Available on request depending on quantities.	

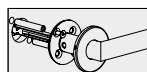
PVD ON SELECTED ITEMS

.83	BLACK SATIN	
	Colours on demand, minimum lot to be agreed. Screws and grub screws not pvd.	

HANDLES FIXING TO SPECIFY BEFORE ORDER



SINGLE FIXING



BACK TO BACK FIXING

HANDLE FOR MORTISE
WOOD OR HM DOORS

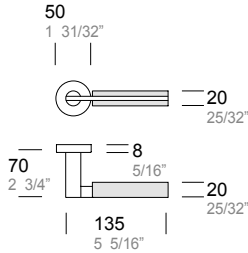


ITEM

YOD.002.0UT8 . xx

mortise

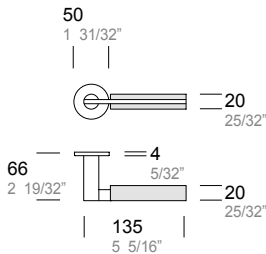
with return spring



YOD.002.00T4 . xx

mortise

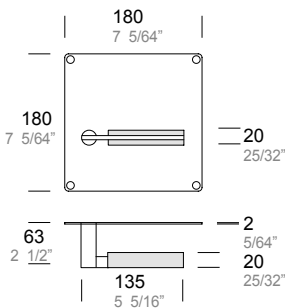
without return spring



YOD.002.0Uxx . xx

mortise

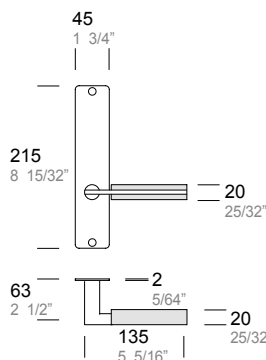
without return spring



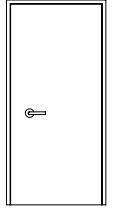
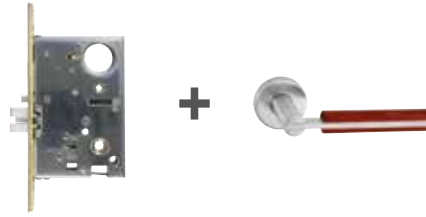
YOD.002.0Uxx . xx

mortise

without return spring



LOCK
WOOD OR HM DOORS



FUNCTION

BACKSET

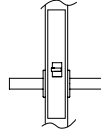
HOW TO ORDER

PASSAGE
ANSI F01

2 1/2"
2 3/4"

2MM.LCK.0A00 . xx
ONLY LOCK

+ **YOD.002.0xTx . xx**



+ **YOD.002.0Uxx . xx**

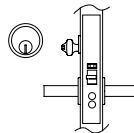
+ **YOD.002.0Uxx . xx**

OFFICE/CORRIDOR
ANSI F04

2 1/2"
2 3/4"

2MM.LCK.0F00 . xx
ONLY LOCK

+ **YOD.002.0xTx . xx**



+ **YOD.002.0Uxx . xx**

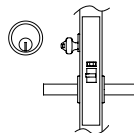
+ **YOD.002.0Uxx . xx**

CLASSROOM
ANSI F05

2 1/2"
2 3/4"

2MM.LCK.0G00 . xx
ONLY LOCK

+ **YOD.002.0xTx . xx**



+ **YOD.002.0Uxx . xx**

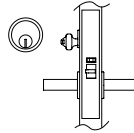
+ **YOD.002.0Uxx . xx**

STOREROOM
ANSI F07

2 1/2"
2 3/4"

2MM.LCK.0P00 . xx
ONLY LOCK

+ **YOD.002.0xTx . xx**



+ **YOD.002.0Uxx . xx**

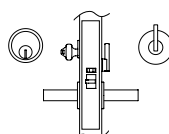
+ **YOD.002.0Uxx . xx**

OFFICE/ENTRY
ANSI F04 + F13

2 1/2"
2 3/4"

2MM.LCK.0I00 . xx
ONLY LOCK

+ **YOD.002.0xTx . xx**
 Add thumbturns page 266



+ **YOD.002.0Uxx . xx**
 Add thumbturns page 266

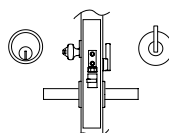
+ **YOD.002.0Uxx . xx**
 Add thumbturns page 266

DORMITORY
ANSI F13

2 1/2"
2 3/4"

2MM.LCK.0E00 . xx
ONLY LOCK

+ **YOD.002.0xTx . xx**
 Add thumbturns page 266



+ **YOD.002.0Uxx . xx**
 Add thumbturns page 266

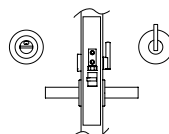
+ **YOD.002.0Uxx . xx**
 Add thumbturns page 266

PRIVACY
ANSI F19

2 1/2"
2 3/4"

2MM.LCK.0M00 . xx
ONLY LOCK

+ **YOD.002.0xTx . xx**
 Add thumbturns page 266



+ **YOD.002.0Uxx . xx**
 Add thumbturns page 266

+ **YOD.002.0Uxx . xx**
 Add thumbturns page 266

.XX = FINISH CODE

WOOD	STAINLESS STEEL
.46 WENGÉ	SATIN STAINLESS STEEL (ANSI/BHMA 630 - USD32D)
.49 WENGÉ	BRIGHT STAINLESS STEEL (ANSI/BHMA 629 - USD32)
.47 ASH	SATIN STAINLESS STEEL (ANSI/BHMA 630 - USD32D)
.50 ASH	BRIGHT STAINLESS STEEL (ANSI/BHMA 629 - USD32)
.48 MAHOGANY	SATIN STAINLESS STEEL (ANSI/BHMA 630 - USD32D)
.51 MAHOGANY	BRIGHT STAINLESS STEEL (ANSI/BHMA 629 - USD32)

PVD ON REQUEST
.83 BLACK SATIN
Colours on demand, minimum lot to be agreed. Screws and grub screws not pvd

STAINLESS STEEL POWDERCOATED ON REQUEST
.40 BLACK RAL 9005 - TO MATCH WITH PBA BLACK ALUMINIUM
.31 WHITE RAL 9010
.32 GREY
.38 CHAMPAGNE
.39 BRONZE - TO MATCH WITH PBA BRONZE ALUMINIUM
.41 SILVER

.99 COLOURS ON REQUEST TO MATCH ANY RAL #
(screws, grub screws and plastic parts non powdercoated)
available on request depending on quantities

AVAILABLE LOCKS page 406

MORTISE CYLINDERS NOT INCLUDED SEE PAGE 406 FOR COMPATIBLE MODELS

STANDARD FACEPLATE SATIN STAINLESS STEEL.
BLACK AND BRONZE AVAILABLE ON REQUEST

SPINDLE DEPTH, LEVERS POSITION ON THE LOCKSET AND FIXING
(SINGLE OR BACK TO BACK) MUST BE SPECIFIED ORDERING - see page 407

HANDLE WITH LATCH
WOOD OR HM DOORS



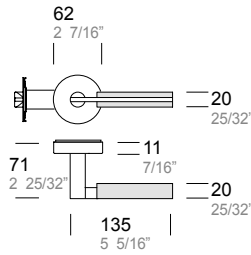
ITEM BACKSET FUNCTION

YOD.002.SA70 . xx 70 mm
2 3/4"

YOD.002.SA60 . xx 60 mm
2 3/8"

latch included

with return spring

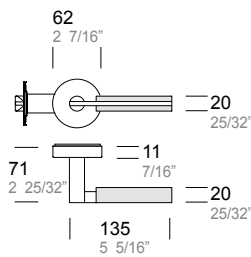


YOD.002.SB70 . xx 70 mm
2 3/4"

YOD.002.SB60 . xx 60 mm
2 3/8"

latch included

with return spring

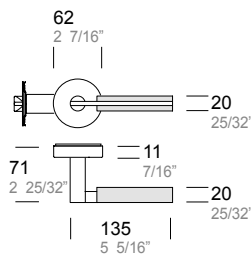


YOD.002.MA70 . xx 70 mm
2 3/4"

YOD.002.MA60 . xx 60 mm
2 3/8"

latch included

with return spring

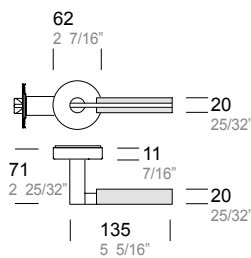


YOD.002.MB70 . xx 70 mm
2 3/4"

YOD.002.MB60 . xx 60 mm
2 3/8"

latch included

with return spring



.XX = FINISH CODE

WOOD	STAINLESS STEEL
.46 WENGÉ	SATIN STAINLESS STEEL (ANSI/BHMA 630 - USD32D)
.49 WENGÉ	BRIGHT STAINLESS STEEL (ANSI/BHMA 629 - USD32)
.47 ASH	SATIN STAINLESS STEEL (ANSI/BHMA 630 - USD32D)
.50 ASH	BRIGHT STAINLESS STEEL (ANSI/BHMA 629 - USD32)
.48 MAHOGANY	SATIN STAINLESS STEEL (ANSI/BHMA 630 - USD32D)
.51 MAHOGANY	BRIGHT STAINLESS STEEL (ANSI/BHMA 629 - USD32)

PVD ON REQUEST
.83 BLACK SATIN
Colours on demand, minimum lot to be agreed. Screws and grub screws not pvd

STAINLESS STEEL POWDERCOATED ON REQUEST
.40 BLACK RAL 9005 - TO MATCH WITH PBA BLACK ALUMINIUM
.31 WHITE RAL 9010
.32 GREY
.38 CHAMPAGNE
.39 BRONZE - TO MATCH WITH PBA BRONZE ALUMINIUM
.41 SILVER

.99 COLOURS ON REQUEST TO MATCH ANY RAL #
(screws, grub screws and plastic parts non powdercoated)
available on request depending on quantities

HANDLE DUMMY
WOOD OR HM DOORS



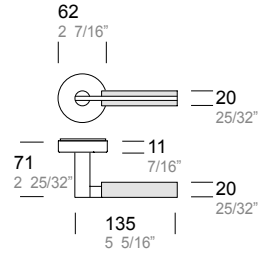
ITEM

YOD.002.0D06 . xx SINGLE

YOD.002.C0D6 . xx PAIR

dummy

without return spring

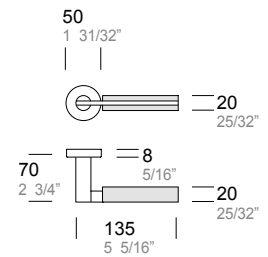


YOD.002.0D05 . xx SINGLE

YOD.002.C0D5 . xx PAIR

dummy

without return spring





ITEM

YOD.003.xxxx.xx

MATERIALS, FINISHING AND DETAILS

.XX = FINISH CODE

WOOD		STAINLESS STEEL		
.46	WENGÈ	SATIN STAINLESS STEEL (ANSI/BHMA 630 - USD32D)		
.49	WENGÈ	BRIGHT STAINLESS STEEL (ANSI/BHMA 629 - USD32)		
.47	ASH	SATIN STAINLESS STEEL (ANSI/BHMA 630 - USD32D)		
.50	ASH	BRIGHT STAINLESS STEEL (ANSI/BHMA 629 - USD32)		
.48	MAHOGANY	SATIN STAINLESS STEEL (ANSI/BHMA 630 - USD32D)		
.51	MAHOGANY	BRIGHT STAINLESS STEEL (ANSI/BHMA 629 - USD32)		
.52	BLEACHED WHITE OAK	SATIN STAINLESS STEEL (ANSI/BHMA 630 - USD32D)		
.53	BLEACHED WHITE OAK	BRIGHT STAINLESS STEEL (ANSI/BHMA 629 - USD32)		

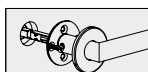
STAINLESS STEEL POWDERCOATED

.40	BLACK RAL 9005 - TO MATCH WITH PBA BLACK ALUMINIUM	
.31	WHITE RAL 9010	
.32	GREY	
.38	CHAMPAGNE	
.39	BRONZE - TO MATCH WITH PBA BRONZE ALUMINIUM	
.41	SILVER	
.99	COLOURS ON REQUEST TO MATCH ANY RAL # (screws, grub screws and plastic parts non powdercoated). Available on request depending on quantities.	

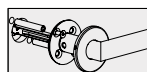
PVD ON SELECTED ITEMS

.83	BLACK SATIN	
	Colours on demand, minimum lot to be agreed. Screws and grub screws not pvd.	

HANDLES FIXING TO SPECIFY BEFORE ORDER



SINGLE FIXING



BACK TO BACK FIXING

HANDLE FOR MORTISE
WOOD OR HM DOORS

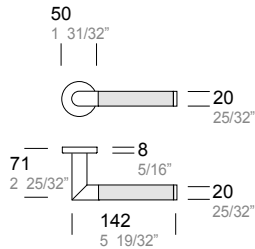


ITEM

YOD.003.0UT8 . xx



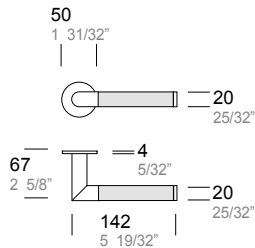
with return spring



YOD.003.00T4 . xx



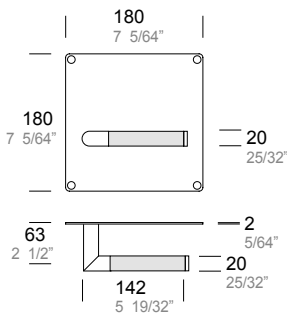
without return spring



YOD.003.0Uxx . xx



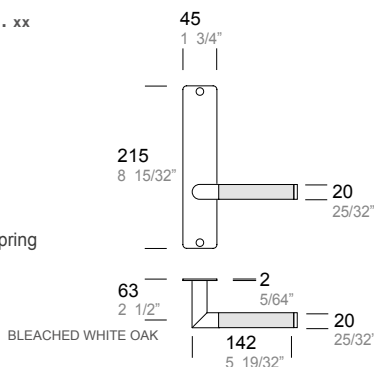
without return spring



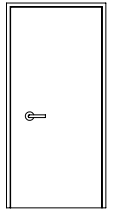

YOD.003.0Uxx . xx



without return spring



LOCK
WOOD OR HM DOORS



FUNCTION

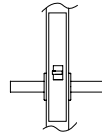
BACKSET

HOW TO ORDER

PASSAGE
ANSI F01

2 1/2"
2 3/4"

2MM.LCK.0A00 . xx + ONLY LOCK



YOD.003.0xTx . xx

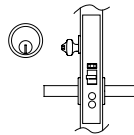
+ YOD.003.0Uxx . xx

+ YOD.003.0Uxx . xx

OFFICE/CORRIDOR
ANSI F04

2 1/2"
2 3/4"

2MM.LCK.0F00 . xx + ONLY LOCK



YOD.003.0xTx . xx

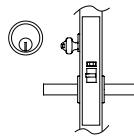
+ YOD.003.0Uxx . xx

+ YOD.003.0Uxx . xx

CLASSROOM
ANSI F05

2 1/2"
2 3/4"

2MM.LCK.0G00 . xx + ONLY LOCK



YOD.003.0xTx . xx

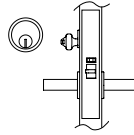
+ YOD.003.0Uxx . xx

+ YOD.003.0Uxx . xx

STOREROOM
ANSI F07

2 1/2"
2 3/4"

2MM.LCK.0P00 . xx + ONLY LOCK



YOD.003.0xTx . xx

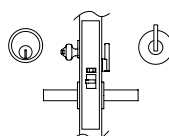
+ YOD.003.0Uxx . xx

+ YOD.003.0Uxx . xx

OFFICE/ENTRY
ANSI F04 + F13

2 1/2"
2 3/4"

2MM.LCK.0I00 . xx + ONLY LOCK



YOD.003.0xTx . xx

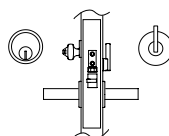
+ Add thumbturns page 266

+ Add thumbturns page 266

DORMITORY
ANSI F13

2 1/2"
2 3/4"

2MM.LCK.0E00 . xx + ONLY LOCK



YOD.003.0xTx . xx

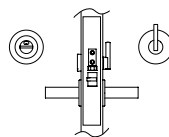
+ Add thumbturns page 266

+ Add thumbturns page 266

PRIVACY
ANSI F19

2 1/2"
2 3/4"

2MM.LCK.0M00 . xx + ONLY LOCK



YOD.003.0xTx . xx

+ Add thumbturns page 266

+ Add thumbturns page 266

.XX = FINISH CODE

- WOOD**
.46 WENGÉ
.49 WENGÉ
.47 ASH
.50 ASH
.48 MAHOGANY
.51 MAHOGANY
.52 BLEACHED WHITE OAK
.53 BLEACHED WHITE OAK

- STAINLESS STEEL**
SATIN STAINLESS STEEL (ANSI/BHMA 630 - USD32D)
BRIGHT STAINLESS STEEL (ANSI/BHMA 629 - USD32)
SATIN STAINLESS STEEL (ANSI/BHMA 630 - USD32D)
BRIGHT STAINLESS STEEL (ANSI/BHMA 629 - USD32)
SATIN STAINLESS STEEL (ANSI/BHMA 630 - USD32D)
BRIGHT STAINLESS STEEL (ANSI/BHMA 629 - USD32)
SATIN STAINLESS STEEL (ANSI/BHMA 630 - USD32D)
BRIGHT STAINLESS STEEL (ANSI/BHMA 629 - USD32)

- STAINLESS STEEL POWDERCOATED ON REQUEST**
.40 BLACK RAL 9005 - TO MATCH WITH PBA BLACK ALUMINIUM
.31 WHITE RAL 9010
.32 GREY
.38 CHAMPAGNE
.39 BRONZE - TO MATCH WITH PBA BRONZE ALUMINIUM
.41 SILVER
.99 COLOURS ON REQUEST TO MATCH ANY RAL #
(screws, grub screws and plastic parts non powdercoated)
available on request depending on quantities

PVD ON REQUEST

- .83 BLACK SATIN
Colours on demand, minimum lot to be agreed. Screws and grub screws not pvd

AVAILABLE LOCKS page 406

MORTISE CYLINDERS NOT INCLUDED
SEE PAGE 406 FOR COMPATIBLE MODELS

STANDARD FACEPLATE SATIN STAINLESS STEEL.
BLACK AND BRONZE AVAILABLE ON REQUEST

SPINDLE DEPTH, LEVERS POSITION ON THE LOCKSET AND FIXING
(SINGLE OR BACK TO BACK) MUST BE SPECIFIED ORDERING - see page 407

HANDLE WITH LATCH
WOOD OR HM DOORS



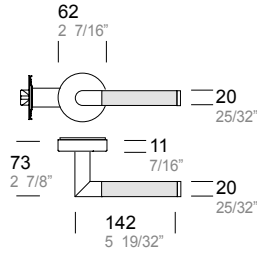
ITEM BACKSET FUNCTION

YOD.003.SA70 . xx 70 mm
2 3/4"

YOD.003.SA60 . xx 60 mm
2 3/8"

latch included

with return spring

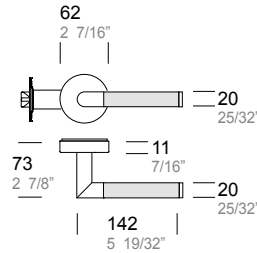


YOD.003.SB70 . xx 70 mm
2 3/4"

YOD.003.SB60 . xx 60 mm
2 3/8"

latch included

with return spring

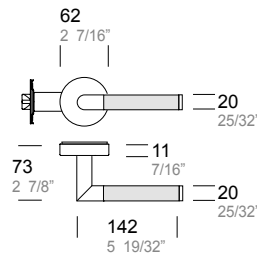


YOD.003.MA70 . xx 70 mm
2 3/4"

YOD.003.MA60 . xx 60 mm
2 3/8"

latch included

with return spring

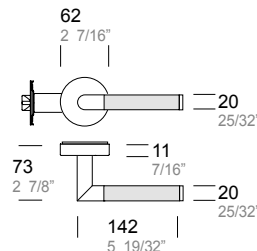


YOD.003.MB70 . xx 70 mm
2 3/4"

YOD.003.MB60 . xx 60 mm
2 3/8"

latch included

with return spring



HANDLE DUMMY
WOOD OR HM DOORS



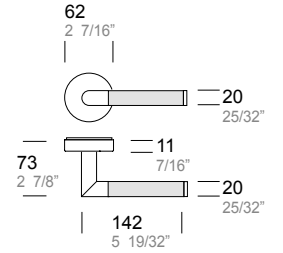
ITEM

YOD.003.0D06 . xx SINGLE

YOD.003.C0D6 . xx PAIR

dummy

without return spring

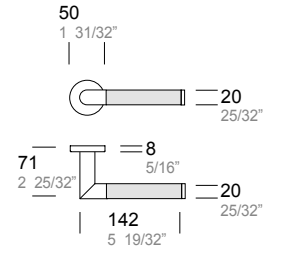


YOD.003.0D05 . xx SINGLE

YOD.003.C0D5 . xx PAIR

dummy

without return spring



.XX = FINISH CODE

WOOD	STAINLESS STEEL
.46 WENGÉ	SATIN STAINLESS STEEL (ANSI/BHMA 630 - USD32D)
.49 WENGÉ	BRIGHT STAINLESS STEEL (ANSI/BHMA 629 - USD32)
.47 ASH	SATIN STAINLESS STEEL (ANSI/BHMA 630 - USD32D)
.50 ASH	BRIGHT STAINLESS STEEL (ANSI/BHMA 629 - USD32)
.48 MAHOGANY	SATIN STAINLESS STEEL (ANSI/BHMA 630 - USD32D)
.51 MAHOGANY	BRIGHT STAINLESS STEEL (ANSI/BHMA 629 - USD32)
.52 BLEACHED WHITE OAK	SATIN STAINLESS STEEL (ANSI/BHMA 630 - USD32D)
.53 BLEACHED WHITE OAK	BRIGHT STAINLESS STEEL (ANSI/BHMA 629 - USD32)

STAINLESS STEEL POWDERCOATED ON REQUEST
.40 BLACK RAL 9005 - TO MATCH WITH PBA BLACK ALUMINIUM
.31 WHITE RAL 9010
.32 GREY
.38 CHAMPAGNE
.39 BRONZE - TO MATCH WITH PBA BRONZE ALUMINIUM
.41 SILVER

.99 COLOURS ON REQUEST TO MATCH ANY RAL #
(screws, grub screws and plastic parts non powdercoated)
available on request depending on quantities

PVD ON REQUEST
.83 BLACK SATIN
Colours on demand, minimum lot to be agreed.
Screws and grub screws not pvd

LATCH DETAILS
page 411



ITEM

YOD.028.xxxx.xx

MATERIALS, FINISHING AND DETAILS

.XX = FINISH CODE

LEATHER		STAINLESS STEEL		
.4A	BLACK PLAIN	SATIN STAINLESS STEEL (ANSI/BHMA 630 - USD32D)		
.3A	BLACK PLAIN	BRIGHT STAINLESS STEEL (ANSI/BHMA 629 - USD32)		
.4G	BLACK HAMMERED	SATIN STAINLESS STEEL (ANSI/BHMA 630 - USD32D)		
.3G	BLACK HAMMERED	BRIGHT STAINLESS STEEL (ANSI/BHMA 629 - USD32)		
.4J	WHITE PLAIN	SATIN STAINLESS STEEL (ANSI/BHMA 630 - USD32D)		
.3J	WHITE PLAIN	BRIGHT STAINLESS STEEL (ANSI/BHMA 629 - USD32)		
.4I	GREY PLAIN	SATIN STAINLESS STEEL (ANSI/BHMA 630 - USD32D)		
.3I	GREY PLAIN	BRIGHT STAINLESS STEEL (ANSI/BHMA 629 - USD32)		
.4C	BROWN PLAIN	SATIN STAINLESS STEEL (ANSI/BHMA 630 - USD32D)		
.3C	BROWN PLAIN	BRIGHT STAINLESS STEEL (ANSI/BHMA 629 - USD32)		

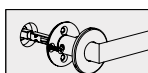
STAINLESS STEEL POWDERCOATED

.40	BLACK RAL 9005 - TO MATCH WITH PBA BLACK ALUMINIUM	
.31	WHITE RAL 9010	
.32	GREY	
.38	CHAMPAGNE	
.39	BRONZE - TO MATCH WITH PBA BRONZE ALUMINIUM	
.41	SILVER	
.99	COLOURS ON REQUEST TO MATCH ANY RAL # (screws, grub screws and plastic parts non powdercoated). Available on request depending on quantities.	

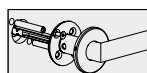
PVD ON SELECTED ITEMS

.83	BLACK SATIN	
	Colours on demand, minimum lot to be agreed. Screws and grub screws not pvd.	

HANDLES FIXING TO SPECIFY BEFORE ORDER



SINGLE FIXING



BACK TO BACK FIXING

HANDLE FOR MORTISE
WOOD OR HM DOORS

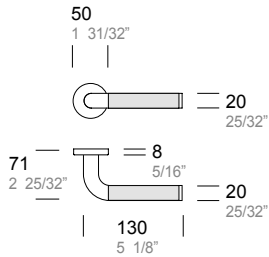


ITEM

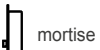
YOD.028.0UT8 . xx



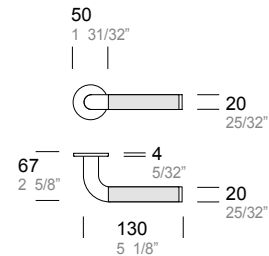
with return spring



YOD.028.00T4 . xx



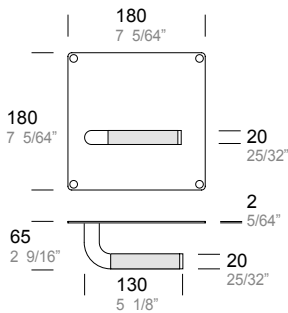
without return spring




YOD.028.0Uxx . xx



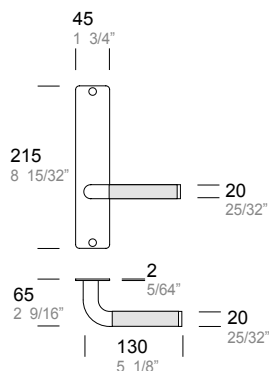
without return spring



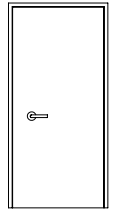

YOD.028.0Uxx . xx



without return spring



LOCK
WOOD OR HM DOORS



FUNCTION

BACKSET

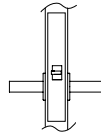
HOW TO ORDER

PASSAGE
ANSI F01

2 1/2"
2 3/4"

2MM.LCK.0A00 . xx
ONLY LOCK

+ YOD.028.0xTx . xx



+ YOD.028.0Uxx . xx

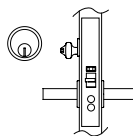
+ YOD.028.0Uxx . xx

OFFICE/CORRIDOR
ANSI F04

2 1/2"
2 3/4"

2MM.LCK.0F00 . xx
ONLY LOCK

+ YOD.028.0xTx . xx



+ YOD.028.0Uxx . xx

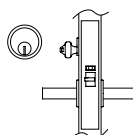
+ YOD.028.0Uxx . xx

CLASSROOM
ANSI F05

2 1/2"
2 3/4"

2MM.LCK.0G00 . xx
ONLY LOCK

+ YOD.028.0xTx . xx



+ YOD.028.0Uxx . xx

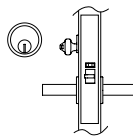
+ YOD.028.0Uxx . xx

STOREROOM
ANSI F07

2 1/2"
2 3/4"

2MM.LCK.0P00 . xx
ONLY LOCK

+ YOD.028.0xTx . xx



+ YOD.028.0Uxx . xx

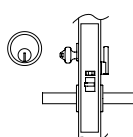
+ YOD.028.0Uxx . xx

OFFICE/ENTRY
ANSI F04 + F13

2 1/2"
2 3/4"

2MM.LCK.0I00 . xx
ONLY LOCK

+ YOD.028.0xTx . xx
⊕ Add thumbturns page 266



+ YOD.028.0Uxx . xx
⊕ Add thumbturns page 266

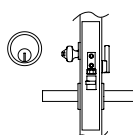
+ YOD.028.0Uxx . xx
⊕ Add thumbturns page 266

DORMITORY
ANSI F13

2 1/2"
2 3/4"

2MM.LCK.0E00 . xx
ONLY LOCK

+ YOD.028.0xTx . xx
⊕ Add thumbturns page 266



+ YOD.028.0Uxx . xx
⊕ Add thumbturns page 266

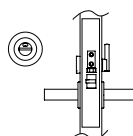
+ YOD.028.0Uxx . xx
⊕ Add thumbturns page 266

PRIVACY
ANSI F19

2 1/2"
2 3/4"

2MM.LCK.0M00 . xx
ONLY LOCK

+ YOD.028.0xTx . xx
⊕ Add thumbturns page 266



+ YOD.028.0Uxx . xx
⊕ Add thumbturns page 266

+ YOD.028.0Uxx . xx
⊕ Add thumbturns page 266

.XX = FINISH CODE

- LEATHER**
.4A BLACK PLAIN
.3A BLACK PLAIN
.4G BLACK HAMMERED
.3G BLACK HAMMERED
.4J WHITE PLAIN
.3J WHITE PLAIN
.4I GREY PLAIN
.3I GREY PLAIN
.4C BROWN PLAIN
.3C BROWN PLAIN

STAINLESS STEEL

- SATIN STAINLESS STEEL (ANSI/BHMA 630 - USD32D)
BRIGHT STAINLESS STEEL (ANSI/BHMA 629 - USD32)
SATIN STAINLESS STEEL (ANSI/BHMA 630 - USD32D)
BRIGHT STAINLESS STEEL (ANSI/BHMA 629 - USD32)
SATIN STAINLESS STEEL (ANSI/BHMA 630 - USD32D)
BRIGHT STAINLESS STEEL (ANSI/BHMA 629 - USD32)
SATIN STAINLESS STEEL (ANSI/BHMA 630 - USD32D)
BRIGHT STAINLESS STEEL (ANSI/BHMA 629 - USD32)
SATIN STAINLESS STEEL (ANSI/BHMA 630 - USD32D)
BRIGHT STAINLESS STEEL (ANSI/BHMA 629 - USD32)

STAINLESS STEEL POWDERCOATED ON REQUEST

- .40 BLACK RAL 9005 - TO MATCH WITH PBA BLACK ALUMINIUM
.31 WHITE RAL 9010
.32 GREY
.38 CHAMPAGNE
.39 BRONZE - TO MATCH WITH PBA BRONZE ALUMINIUM
.41 SILVER
COLOURS ON REQUEST TO MATCH ANY RAL #
(screws, grub screws and plastic parts non powdercoated)
available on request depending on quantities

PVD ON REQUEST

- .83 BLACK SATIN
Colours on demand, minimum lot to be agreed. Screws and grub screws not pvd

AVAILABLE LOCKS page 406

MORTISE CYLINDERS NOT INCLUDED SEE PAGE 406 FOR COMPATIBLE MODELS

STANDARD FACEPLATE SATIN STAINLESS STEEL.
BLACK AND BRONZE AVAILABLE ON REQUEST

SPINDLE DEPTH, LEVERS POSITION ON THE LOCKSET AND FIXING
(SINGLE OR BACK TO BACK) MUST BE SPECIFIED ORDERING - see page 407

HANDLE FOR MORTISE

GLASS DOORS WITH ALUMINIUM PROFILE OR WOOD AND HM DOORS



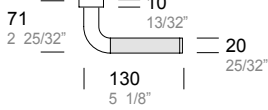
ITEM

YOD.028.0008 . xx

32
1 17/64"



with return spring

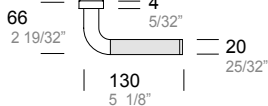


YOD.028.0004 . xx

32
1 17/64"

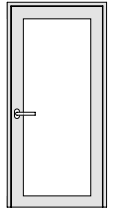


without return spring



NARROW BACKSET LOCK

GLASS DOORS WITH ALUMINIUM PROFILE OR WOOD AND HM DOORS



FUNCTION

BACKSET

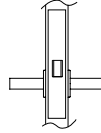
HOW TO ORDER

PASSAGE
ANSI F01

1 1/8"

2MM.LCF.0A00.00. x + ONLY LOCK

YOD.028.0008 . xx
YOD.028.0004 . xx

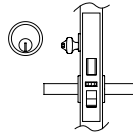


OFFICE/CORRIDOR
ANSI F04

1 1/8"

2MM.LCF.0F00.00. x + ONLY LOCK

YOD.028.0008 . xx
YOD.028.0004 . xx



.XX = FINISH CODE

- LEATHER**
- .4A BLACK PLAIN
 - .3A BLACK PLAIN
 - .4G BLACK HAMMERED
 - .3G BLACK HAMMERED
 - .4J WHITE PLAIN
 - .3J WHITE PLAIN
 - .4I GREY PLAIN
 - .3I GREY PLAIN
 - .4C BROWN PLAIN
 - .3C BROWN PLAIN

STAINLESS STEEL

- SATIN STAINLESS STEEL (ANSI/BHMA 630 - USD32D)
- BRIGHT STAINLESS STEEL (ANSI/BHMA 629 - USD32)
- SATIN STAINLESS STEEL (ANSI/BHMA 630 - USD32D)
- BRIGHT STAINLESS STEEL (ANSI/BHMA 629 - USD32)
- SATIN STAINLESS STEEL (ANSI/BHMA 630 - USD32D)
- BRIGHT STAINLESS STEEL (ANSI/BHMA 629 - USD32)
- SATIN STAINLESS STEEL (ANSI/BHMA 630 - USD32D)
- BRIGHT STAINLESS STEEL (ANSI/BHMA 629 - USD32)
- SATIN STAINLESS STEEL (ANSI/BHMA 630 - USD32D)
- BRIGHT STAINLESS STEEL (ANSI/BHMA 629 - USD32)
- SATIN STAINLESS STEEL (ANSI/BHMA 630 - USD32D)
- BRIGHT STAINLESS STEEL (ANSI/BHMA 629 - USD32)

STAINLESS STEEL POWDERCOATED ON REQUEST

- .40 BLACK RAL 9005 - TO MATCH WITH PBA BLACK ALUMINIUM
- .31 WHITE RAL 9010
- .32 GREY
- .38 CHAMPAGNE
- .39 BRONZE - TO MATCH WITH PBA BRONZE ALUMINIUM
- .41 SILVER
- .99 COLOURS ON REQUEST TO MATCH ANY RAL # (screws, grub screws and plastic parts non powdercoated) available on request depending on quantities

PVD ON REQUEST

- .83 BLACK SATIN
- Colours on demand, minimum lot to be agreed. Screws and grub screws not pvd
- 1 LEFT HAND (LH)
- 2 RIGHT HAND (RH)
- AVAILABLE LOCKS page 408
- MORTISE CYLINDERS NOT INCLUDED SEE PAGE 406 FOR COMPATIBLE MODELS
- STANDARD FACEPLATE SATIN STAINLESS STEEL. BLACK AND BRONZE AVAILABLE ON REQUEST
- SPINDLE DEPTH, LEVERS POSITION ON THE LOCKSET AND FIXING (SINGLE OR BACK TO BACK) MUST BE SPECIFIED ORDERING - see page 409



ITEM

YOD.030.xxxx.xx

MATERIALS, FINISHING AND DETAILS

.XX = FINISH CODE

LEATHER		STAINLESS STEEL		
.4A	BLACK PLAIN	SATIN STAINLESS STEEL (ANSI/BHMA 630 - USD32D)		
.3A	BLACK PLAIN	BRIGHT STAINLESS STEEL (ANSI/BHMA 629 - USD32)		
.4G	BLACK HAMMERED	SATIN STAINLESS STEEL (ANSI/BHMA 630 - USD32D)		
.3G	BLACK HAMMERED	BRIGHT STAINLESS STEEL (ANSI/BHMA 629 - USD32)		
.4J	WHITE PLAIN	SATIN STAINLESS STEEL (ANSI/BHMA 630 - USD32D)		
.3J	WHITE PLAIN	BRIGHT STAINLESS STEEL (ANSI/BHMA 629 - USD32)		
.4I	GREY PLAIN	SATIN STAINLESS STEEL (ANSI/BHMA 630 - USD32D)		
.3I	GREY PLAIN	BRIGHT STAINLESS STEEL (ANSI/BHMA 629 - USD32)		
.4C	BROWN PLAIN	SATIN STAINLESS STEEL (ANSI/BHMA 630 - USD32D)		
.3C	BROWN PLAIN	BRIGHT STAINLESS STEEL (ANSI/BHMA 629 - USD32)		

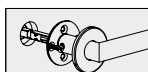
STAINLESS STEEL POWDERCOATED

.40	BLACK RAL 9005 - TO MATCH WITH PBA BLACK ALUMINIUM	
.31	WHITE RAL 9010	
.32	GREY	
.38	CHAMPAGNE	
.39	BRONZE - TO MATCH WITH PBA BRONZE ALUMINIUM	
.41	SILVER	
.99	COLOURS ON REQUEST TO MATCH ANY RAL # (screws, grub screws and plastic parts non powdercoated). Available on request depending on quantities.	

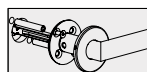
PVD ON SELECTED ITEMS

.83	BLACK SATIN	
	Colours on demand, minimum lot to be agreed. Screws and grub screws not pvd.	

HANDLES FIXING TO SPECIFY BEFORE ORDER



SINGLE FIXING



BACK TO BACK FIXING

HANDLE FOR MORTISE
WOOD OR HM DOORS

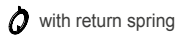


ITEM

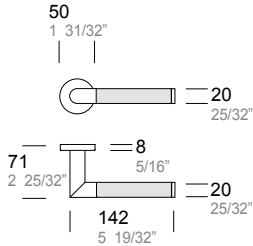
YOD.030.0UT8 . xx



mortise



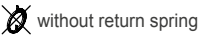
with return spring



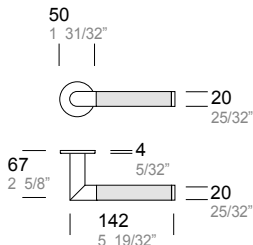
YOD.030.00T4 . xx



mortise



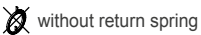
without return spring



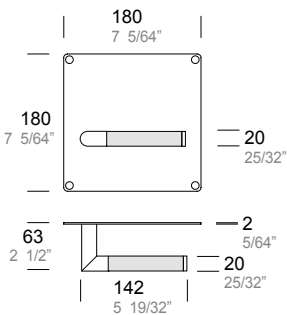
YOD.030.0Uxx . xx



mortise



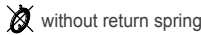
without return spring



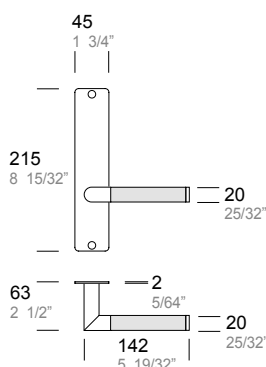
YOD.030.0Uxx . xx



mortise

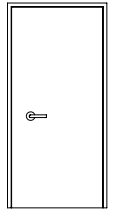


without return spring



LOCK

WOOD OR HM DOORS



FUNCTION

BACKSET

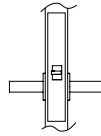
HOW TO ORDER

PASSAGE
ANSI F01

2 1/2"
2 3/4"

2MM.LCK.0A00 . xx
ONLY LOCK

+ YOD.030.0xTx . xx



+ YOD.030.0Uxx . xx

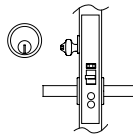
+ YOD.030.0Uxx . xx

OFFICE/CORRIDOR
ANSI F04

2 1/2"
2 3/4"

2MM.LCK.0F00 . xx
ONLY LOCK

+ YOD.030.0xTx . xx



+ YOD.030.0Uxx . xx

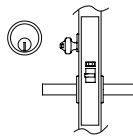
+ YOD.030.0Uxx . xx

CLASSROOM
ANSI F05

2 1/2"
2 3/4"

2MM.LCK.0G00 . xx
ONLY LOCK

+ YOD.030.0xTx . xx



+ YOD.030.0Uxx . xx

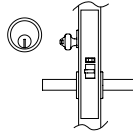
+ YOD.030.0Uxx . xx

STOREROOM
ANSI F07

2 1/2"
2 3/4"

2MM.LCK.0P00 . xx
ONLY LOCK

+ YOD.030.0xTx . xx



+ YOD.030.0Uxx . xx

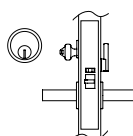
+ YOD.030.0Uxx . xx

OFFICE/ENTRY
ANSI F04 + F13

2 1/2"
2 3/4"

2MM.LCK.0I00 . xx
ONLY LOCK

+ YOD.030.0xTx . xx
Ⓢ Add thumbturns page 266



+ YOD.030.0Uxx . xx
Ⓢ Add thumbturns page 266

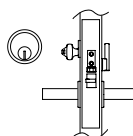
+ YOD.030.0Uxx . xx
Ⓢ Add thumbturns page 266

DORMITORY
ANSI F13

2 1/2"
2 3/4"

2MM.LCK.0E00 . xx
ONLY LOCK

+ YOD.030.0xTx . xx
Ⓢ Add thumbturns page 266



+ YOD.030.0Uxx . xx
Ⓢ Add thumbturns page 266

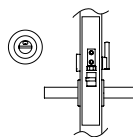
+ YOD.030.0Uxx . xx
Ⓢ Add thumbturns page 266

PRIVACY
ANSI F19

2 1/2"
2 3/4"

2MM.LCK.0M00 . xx
ONLY LOCK

+ YOD.030.0xTx . xx
Ⓢ Add thumbturns page 266



+ YOD.030.0Uxx . xx
Ⓢ Add thumbturns page 266

+ YOD.030.0Uxx . xx
Ⓢ Add thumbturns page 266

.XX = FINISH CODE

- LEATHER**
.4A BLACK PLAIN
.3A BLACK PLAIN
.4G BLACK HAMMERED
.3G BLACK HAMMERED
.4J WHITE PLAIN
.3J WHITE PLAIN
.4I GREY PLAIN
.3I GREY PLAIN
.4C BROWN PLAIN
.3C BROWN PLAIN

STAINLESS STEEL

- SATIN STAINLESS STEEL (ANSI/BHMA 630 - USD32D)
BRIGHT STAINLESS STEEL (ANSI/BHMA 629 - USD32)
SATIN STAINLESS STEEL (ANSI/BHMA 630 - USD32D)
BRIGHT STAINLESS STEEL (ANSI/BHMA 629 - USD32)
SATIN STAINLESS STEEL (ANSI/BHMA 630 - USD32D)
BRIGHT STAINLESS STEEL (ANSI/BHMA 629 - USD32)
SATIN STAINLESS STEEL (ANSI/BHMA 630 - USD32D)
BRIGHT STAINLESS STEEL (ANSI/BHMA 629 - USD32)
SATIN STAINLESS STEEL (ANSI/BHMA 630 - USD32D)
BRIGHT STAINLESS STEEL (ANSI/BHMA 629 - USD32)

STAINLESS STEEL POWDERCOATED ON REQUEST

- .40 BLACK RAL 9005 - TO MATCH WITH PBA BLACK ALUMINIUM
.31 WHITE RAL 9010
.32 GREY
.38 CHAMPAGNE
.39 BRONZE - TO MATCH WITH PBA BRONZE ALUMINIUM
.41 SILVER
COLOURS ON REQUEST TO MATCH ANY RAL #
(screws, grub screws and plastic parts non powdercoated)
available on request depending on quantities

PVD ON REQUEST

- .83 BLACK SATIN
Colours on demand, minimum lot to be agreed. Screws and grub screws not pvd

AVAILABLE LOCKS page 406

MORTISE CYLINDERS NOT INCLUDED SEE PAGE 406 FOR COMPATIBLE MODELS

STANDARD FACEPLATE SATIN STAINLESS STEEL.
BLACK AND BRONZE AVAILABLE ON REQUEST

SPINDLE DEPTH, LEVERS POSITION ON THE LOCKSET AND FIXING
(SINGLE OR BACK TO BACK) MUST BE SPECIFIED ORDERING - see page 407

HANDLE FOR MORTISE

GLASS DOORS WITH ALUMINIUM PROFILE OR WOOD AND HM DOORS



ITEM

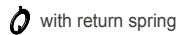
YOD.030.0008 . xx

32
1 17/64"



mortise

62 20 25/32"
2 7/16"



with return spring

71 10 20 25/32"
2 25/32" 13/32"
142 5 19/32"

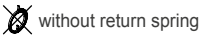
YOD.030.0004 . xx

32
1 17/64"



mortise

62 20 25/32"
2 7/16"

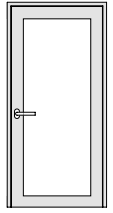


without return spring

66 4 20 25/32"
2 19/32" 5/32"
142 5 19/32"

NARROW BACKSET LOCK

GLASS DOORS WITH ALUMINIUM PROFILE OR WOOD AND HM DOORS



FUNCTION

BACKSET

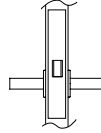
HOW TO ORDER

PASSAGE
ANSI F01

1 1/8"

2MM.LCF.0A00.00. x + ONLY LOCK

YOD.030.0008 . xx
YOD.030.0004 . xx

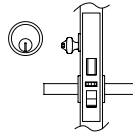


OFFICE/CORRIDOR
ANSI F04

1 1/8"

2MM.LCF.0F00.00. x + ONLY LOCK

YOD.030.0008 . xx
YOD.030.0004 . xx



.XX = FINISH CODE

- LEATHER**
- .4A BLACK PLAIN
- .3A BLACK PLAIN
- .4G BLACK HAMMERED
- .3G BLACK HAMMERED
- .4J WHITE PLAIN
- .3J WHITE PLAIN
- .4I GREY PLAIN
- .3I GREY PLAIN
- .4C BROWN PLAIN
- .3C BROWN PLAIN

STAINLESS STEEL

- SATIN STAINLESS STEEL (ANSI/BHMA 630 - USD32D)
- BRIGHT STAINLESS STEEL (ANSI/BHMA 629 - USD32)
- SATIN STAINLESS STEEL (ANSI/BHMA 630 - USD32D)
- BRIGHT STAINLESS STEEL (ANSI/BHMA 629 - USD32)
- SATIN STAINLESS STEEL (ANSI/BHMA 630 - USD32D)
- BRIGHT STAINLESS STEEL (ANSI/BHMA 629 - USD32)
- SATIN STAINLESS STEEL (ANSI/BHMA 630 - USD32D)
- BRIGHT STAINLESS STEEL (ANSI/BHMA 629 - USD32)
- SATIN STAINLESS STEEL (ANSI/BHMA 630 - USD32D)
- BRIGHT STAINLESS STEEL (ANSI/BHMA 629 - USD32)
- SATIN STAINLESS STEEL (ANSI/BHMA 630 - USD32D)
- BRIGHT STAINLESS STEEL (ANSI/BHMA 629 - USD32)

STAINLESS STEEL POWDERCOATED ON REQUEST

- .40 BLACK RAL 9005 - TO MATCH WITH PBA BLACK ALUMINIUM
- .31 WHITE RAL 9010
- .32 GREY
- .38 CHAMPAGNE
- .39 BRONZE - TO MATCH WITH PBA BRONZE ALUMINIUM
- .41 SILVER
- .99 COLOURS ON REQUEST TO MATCH ANY RAL # (screws, grub screws and plastic parts non powdercoated) available on request depending on quantities

PVD ON REQUEST

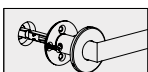
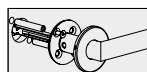
- .83 BLACK SATIN
- Colours on demand, minimum lot to be agreed. Screws and grub screws not pvd
- ♦ - 1 LEFT HAND (LH)
- ♦ - 2 RIGHT HAND (RH)
- AVAILABLE LOCKS**
page 408
- MORTISE CYLINDERS NOT INCLUDED SEE PAGE 406 FOR COMPATIBLE MODELS
- STANDARD FACEPLATE SATIN STAINLESS STEEL.
BLACK AND BRONZE AVAILABLE ON REQUEST
- SPINDLE DEPTH, LEVERS POSITION ON THE LOCKSET AND FIXING (SINGLE OR BACK TO BACK) MUST BE SPECIFIED ORDERING - see page 409

**ITEM****2MM.015.xxxx.xx**

MATERIALS, FINISHING AND DETAILS

.XX = FINISH CODE**STAINLESS STEEL****.43 SATIN STAINLESS STEEL (ANSI/BHMA 630 - USD32D)****.44 BRIGHT STAINLESS STEEL (ANSI/BHMA 629 - USD32)**

HANDLES FIXING TO SPECIFY BEFORE ORDER

**SINGLE FIXING****BACK TO BACK FIXING**

HANDLE FOR MORTISE
WOOD OR HM DOORS

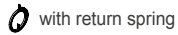


ITEM

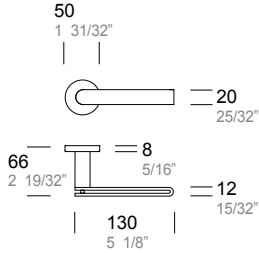
2MM.015.0UT8 . xx



mortise



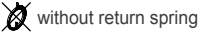
with return spring



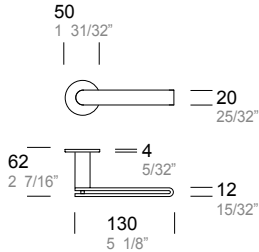
2MM.015.00T4 . xx



mortise



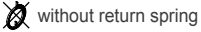
without return spring



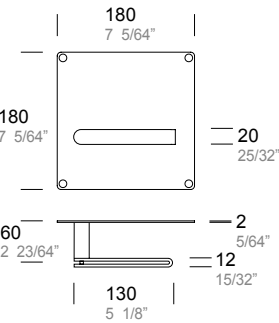
2MM.015.0Uxx . xx



mortise



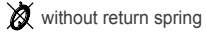
without return spring



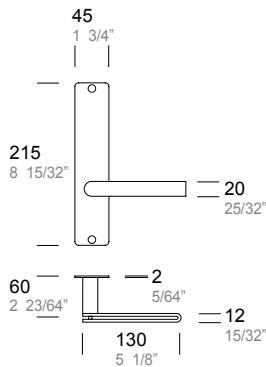
2MM.015.0Uxx . xx



mortise

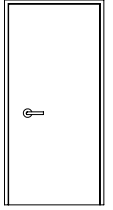


without return spring



LOCK

WOOD OR HM DOORS



FUNCTION

BACKSET

HOW TO ORDER

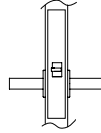
PASSAGE
ANSI F01

2 1/2"
2 3/4"

2MM.LCK.0A00 . xx
ONLY LOCK



2MM.015.0xTx . xx



2MM.015.0Uxx . xx



2MM.015.0Uxx . xx

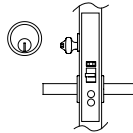
OFFICE/CORRIDOR
ANSI F04

2 1/2"
2 3/4"

2MM.LCK.0F00 . xx
ONLY LOCK



2MM.015.0xTx . xx



2MM.015.0Uxx . xx



2MM.015.0Uxx . xx

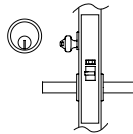
CLASSROOM
ANSI F05

2 1/2"
2 3/4"

2MM.LCK.0G00 . xx
ONLY LOCK



2MM.015.0xTx . xx



2MM.015.0Uxx . xx



2MM.015.0Uxx . xx

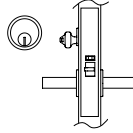
STOREROOM
ANSI F07

2 1/2"
2 3/4"

2MM.LCK.0P00 . xx
ONLY LOCK



2MM.015.0xTx . xx



2MM.015.0Uxx . xx



2MM.015.0Uxx . xx

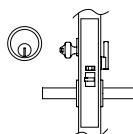
OFFICE/ENTRY
ANSI F04 + F13

2 1/2"
2 3/4"

2MM.LCK.0I00 . xx
ONLY LOCK



2MM.015.0xTx . xx



2MM.015.0Uxx . xx
Add thumbturns page 266



2MM.015.0Uxx . xx
Add thumbturns page 266



YOD.003.0Uxx . xx
Add thumbturns page 266

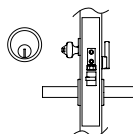
DORMITORY
ANSI F13

2 1/2"
2 3/4"

2MM.LCK.0E00 . xx
ONLY LOCK



2MM.015.0xTx . xx



2MM.015.0Uxx . xx
Add thumbturns page 266



2MM.015.0Uxx . xx
Add thumbturns page 266



2MM.015.0Uxx . xx
Add thumbturns page 266

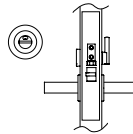
PRIVACY
ANSI F19

2 1/2"
2 3/4"

2MM.LCK.0M00 . xx
ONLY LOCK



2MM.015.0xTx . xx



2MM.015.0Uxx . xx
Add thumbturns page 266



2MM.015.0Uxx . xx
Add thumbturns page 266



2MM.015.0Uxx . xx
Add thumbturns page 266

.XX = FINISH CODE

STAINLESS STEEL

- .43 BRIGHT STAINLESS STEEL (ANSI/BHMA 629 - USD32)
- .44 SATIN STAINLESS STEEL (ANSI/BHMA 630 - USD32D)

AVAILABLE LOCKS page 406

MORTISE CYLINDERS NOT INCLUDED SEE PAGE 406 FOR COMPATIBLE MODELS

STANDARD FACEPLATE SATIN STAINLESS STEEL.
BLACK AND BRONZE AVAILABLE ON REQUEST

SPINDLE DEPTH, LEVERS POSITION ON THE LOCKSET AND FIXING
(SINGLE OR BACK TO BACK) MUST BE SPECIFIED ORDERING - see page 407

HANDLE FOR MORTISE

GLASS DOORS WITH ALUMINIUM PROFILE OR WOOD AND HM DOORS

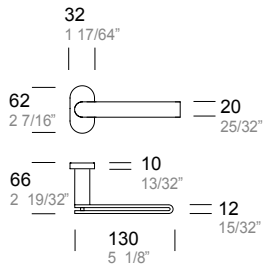


ITEM

2MM.015.0008 . xx



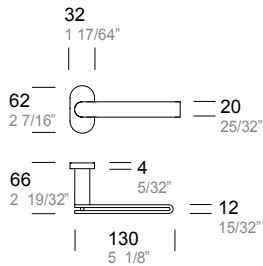
with return spring



2MM.015.0004 . xx

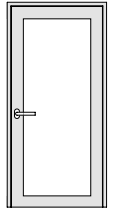



without return spring



NARROW BACKSET LOCK

GLASS DOORS WITH ALUMINIUM PROFILE OR WOOD AND HM DOORS



FUNCTION

BACKSET

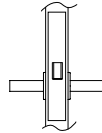
HOW TO ORDER

PASSAGE
ANSI F01

1 1/8"

2MM.LCF.0A00.00. x + ONLY LOCK

2MM.015.0008 . xx
2MM.015.0004 . xx

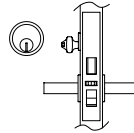


OFFICE/CORRIDOR
ANSI F04

1 1/8"

2MM.LCF.0F00.00. x + ONLY LOCK

2MM.015.0008 . xx
2MM.015.0004 . xx



.XX = FINISH CODE

STAINLESS STEEL

- .43 BRIGHT STAINLESS STEEL (ANSI/BHMA 629 - USD32)
- .44 SATIN STAINLESS STEEL (ANSI/BHMA 630 - USD32D)

- ◆ . 1 LEFT HAND (LH)
- . 2 RIGHT HAND (RH)

AVAILABLE LOCKS page 408

MORTISE CYLINDERS NOT INCLUDED SEE PAGE 406 FOR COMPATIBLE MODELS

STANDARD FACEPLATE SATIN STAINLESS STEEL.
BLACK AND BRONZE AVAILABLE ON REQUEST

SPINDLE DEPTH, LEVERS POSITION ON THE LOCKSET AND FIXING
(SINGLE OR BACK TO BACK) MUST BE SPECIFIED ORDERING - see page 409

HANDLE WITH LATCH
WOOD OR HM DOORS



ITEM BACKSET FUNCTION

2MM.015.SA70 . xx	70 mm 2 3/4"	
2MM.015.SA60 . xx	60 mm 2 3/8"	

latch included
 with return spring

2MM.015.SB70 . xx	70 mm 2 3/4"	
2MM.015.SB60 . xx	60 mm 2 3/8"	

latch included
 with return spring

2MM.015.MA70 . xx	70 mm 2 3/4"	
2MM.015.MA60 . xx	60 mm 2 3/8"	

latch included
 with return spring

2MM.015.MB70 . xx	70 mm 2 3/4"	
2MM.015.MB60 . xx	60 mm 2 3/8"	

latch included
 with return spring

HANDLE DUMMY
WOOD OR HM DOORS



ITEM

2MM.015.0D06 . xx	SINGLE	
2MM.015.C0D6 . xx	PAIR	

dummy
 without return spring

2MM.015.0D05 . xx	SINGLE	
2MM.015.C0D5 . xx	PAIR	

dummy
 without return spring

.XX = FINISH CODE

- .43 STAINLESS STEEL
- .43 BRIGHT STAINLESS STEEL (ANSI/BHMA 629 - USD32)
- .44 SATIN STAINLESS STEEL (ANSI/BHMA 630 - USD32D)

LATCH DETAILS
page 411



ITEM

2MM.020.xxxx.xx

MATERIALS, FINISHING AND DETAILS

.XX = FINISH CODE

STAINLESS STEEL

- .43 SATIN STAINLESS STEEL (ANSI/BHMA 630 - USD32D)
- .44 BRIGHT STAINLESS STEEL (ANSI/BHMA 629 - USD32)

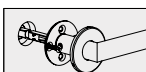
STAINLESS STEEL POWDERCOATED

- .40 BLACK RAL 9005 - TO MATCH WITH PBA BLACK ALUMINIUM
- .31 WHITE RAL 9010
- .32 GREY
- .38 CHAMPAGNE
- .39 BRONZE - TO MATCH WITH PBA BRONZE ALUMINIUM
- .41 SILVER
- .99 COLOURS ON REQUEST TO MATCH ANY RAL #
(screws, grub screws and plastic parts non powdercoated).
Available on request depending on quantities.

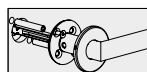
PVD ON SELECTED ITEMS

- .83 BLACK SATIN
Colours on demand, minimum lot to be agreed.
Screws and grub screws not pvd.

HANDLES FIXING TO SPECIFY BEFORE ORDER



SINGLE FIXING



BACK TO BACK FIXING

HANDLE FOR MORTISE
WOOD OR HM DOORS

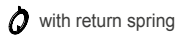


ITEM

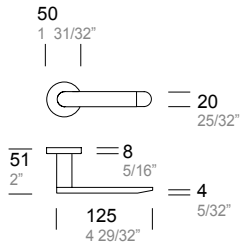
2MM.020.0UT8 . xx



mortise



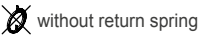
with return spring



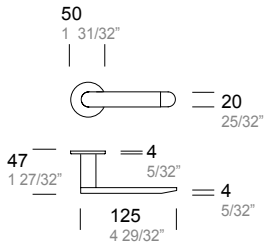
2MM.020.00T4 . xx



mortise



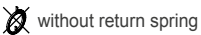
without return spring



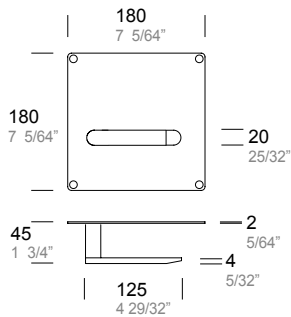
2MM.020.0Uxx . xx



mortise



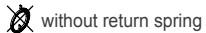
without return spring



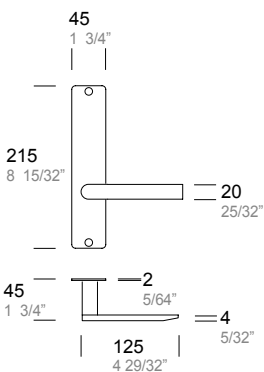
2MM.020.0Uxx . xx



mortise



without return spring



LOCK
WOOD OR HM DOORS



FUNCTION

BACKSET

HOW TO ORDER

PASSAGE
ANSI F01

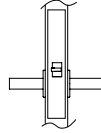
2 1/2"
2 3/4"

2MM.LCK.0A00 . xx + **ONLY LOCK**

+ **2MM.015.0xTx . xx**

+ **2MM.020.0Uxx . xx**

+ **2MM.020.0Uxx . xx**



OFFICE/CORRIDOR
ANSI F04

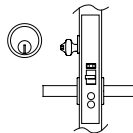
2 1/2"
2 3/4"

2MM.LCK.0F00 . xx + **ONLY LOCK**

+ **2MM.015.0xTx . xx**

+ **2MM.020.0Uxx . xx**

+ **2MM.020.0Uxx . xx**



CLASSROOM
ANSI F05

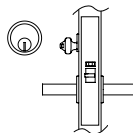
2 1/2"
2 3/4"

2MM.LCK.0G00 . xx + **ONLY LOCK**

+ **2MM.015.0xTx . xx**

+ **2MM.020.0Uxx . xx**

+ **2MM.020.0Uxx . xx**



STOREROOM
ANSI F07

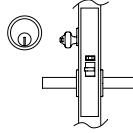
2 1/2"
2 3/4"

2MM.LCK.0P00 . xx + **ONLY LOCK**

+ **2MM.015.0xTx . xx**

+ **2MM.020.0Uxx . xx**

+ **2MM.020.0Uxx . xx**



OFFICE/ENTRY
ANSI F04 + F13

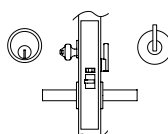
2 1/2"
2 3/4"

2MM.LCK.0I00 . xx + **ONLY LOCK**

+ **2MM.015.0xTx . xx**
 Add thumbscrews page 266

+ **2MM.020.0Uxx . xx**
 Add thumbscrews page 266

+ **YOD.020.0Uxx . xx**
 Add thumbscrews page 266



DORMITORY
ANSI F13

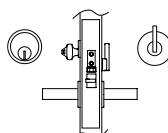
2 1/2"
2 3/4"

2MM.LCK.0E00 . xx + **ONLY LOCK**

+ **2MM.015.0xTx . xx**
 Add thumbscrews page 266

+ **2MM.020.0Uxx . xx**
 Add thumbscrews page 266

+ **2MM.020.0Uxx . xx**
 Add thumbscrews page 266



PRIVACY
ANSI F19

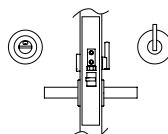
2 1/2"
2 3/4"

2MM.LCK.0M00 . xx + **ONLY LOCK**

+ **2MM.015.0xTx . xx**
 Add thumbscrews page 266

+ **2MM.020.0Uxx . xx**
 Add thumbscrews page 266

+ **2MM.020.0Uxx . xx**
 Add thumbscrews page 266



.XX = FINISH CODE

- STAINLESS STEEL**
- .43 BRIGHT STAINLESS STEEL (ANSI/BHMA 629 - USD32)
- .44 SATIN STAINLESS STEEL (ANSI/BHMA 630 - USD32D)

PVD ON REQUEST

- .83 BLACK SATIN
- Colours on demand, minimum lot to be agreed.
- Screws and grub screws not pvd

- STAINLESS STEEL POWDERCOATED ON REQUEST**
- .40 BLACK RAL 9005 - TO MATCH WITH PBA BLACK ALUMINIUM
- .31 WHITE RAL 9010
- .32 GREY
- .38 CHAMPAGNE
- .39 BRONZE - TO MATCH WITH PBA BRONZE ALUMINIUM
- .41 SILVER

- .99 COLOURS ON REQUEST TO MATCH ANY RAL #
- (screws, grub screws and plastic parts non powdercoated)
- available on request depending on quantities

AVAILABLE LOCKS page 406

MORTISE CYLINDERS NOT INCLUDED SEE PAGE 406 FOR COMPATIBLE MODELS

STANDARD FACEPLATE SATIN STAINLESS STEEL.
BLACK AND BRONZE AVAILABLE ON REQUEST

SPINDLE DEPTH, LEVERS POSITION ON THE LOCKSET AND FIXING
(SINGLE OR BACK TO BACK) MUST BE SPECIFIED ORDERING - see page 407

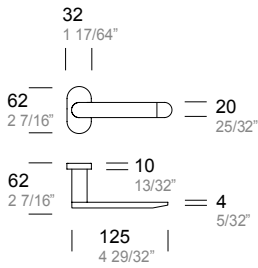
HANDLE FOR MORTISE

GLASS DOORS WITH ALUMINIUM PROFILE OR WOOD AND HM DOORS



ITEM

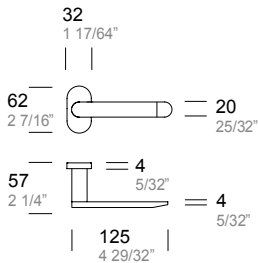
2MM.020.0008 . xx



mortise

with return spring

2MM.020.0004 . xx

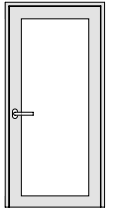


mortise

without return spring

NARROW BACKSET LOCK

GLASS DOORS WITH ALUMINIUM PROFILE OR WOOD AND HM DOORS



FUNCTION

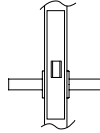
BACKSET

HOW TO ORDER

PASSAGE
ANSI F01

1 1/8"

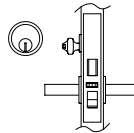
2MM.LCF.0A00.00. x + **2MM.015.0008 . xx**
2MM.015.0004 . xx



OFFICE/CORRIDOR
ANSI F04

1 1/8"

2MM.LCF.0F00.00. x + **2MM.015.0008 . xx**
2MM.015.0004 . xx



.XX = FINISH CODE

- STAINLESS STEEL**
- .43 BRIGHT STAINLESS STEEL (ANSI/BHMA 629 - USD32)
- .44 SATIN STAINLESS STEEL (ANSI/BHMA 630 - USD32D)

- PVD ON REQUEST**
- .83 BLACK SATIN
- Colours on demand, minimum lot to be agreed.
- Screws and grub screws not pvd

- STAINLESS STEEL POWDERCOATED ON REQUEST**
- .40 BLACK RAL 9005 - TO MATCH WITH PBA BLACK ALUMINIUM
- .31 WHITE RAL 9010
- .32 GREY
- .38 CHAMPAGNE
- .39 BRONZE - TO MATCH WITH PBA BRONZE ALUMINIUM
- .41 SILVER

- .99 COLOURS ON REQUEST TO MATCH ANY RAL #
- (screws, grub screws and plastic parts not powdercoated)
- available on request depending on quantities

- . 1 LEFT HAND (LH)
- . 2 RIGHT HAND (RH)

AVAILABLE LOCKS page 408

MORTISE CYLINDERS NOT INCLUDED SEE PAGE 406 FOR COMPATIBLE MODELS

STANDARD FACEPLATE SATIN STAINLESS STEEL.
BLACK AND BRONZE AVAILABLE ON REQUEST

SPINDLE DEPTH, LEVERS POSITION ON THE LOCKSET AND FIXING
(SINGLE OR BACK TO BACK) MUST BE SPECIFIED ORDERING - see page 409

HANDLE WITH LATCH
WOOD OR HM DOORS



ITEM	BACKSET	FUNCTION	
2MM.020.SA70 . xx	70 mm 2 3/4"	PASSAGE	
2MM.020.SA60 . xx	60 mm 2 3/8"		
latch included			
with return spring			
2MM.020.SB70 . xx	70 mm 2 3/4"	PRIVACY	
2MM.020.SB60 . xx	60 mm 2 3/8"		
latch included			
with return spring			
2MM.020.MA70 . xx	70 mm 2 3/4"	PASSAGE WITH MAGNETIC BOLT	
2MM.020.MA60 . xx	60 mm 2 3/8"		
latch included			
with return spring			
2MM.020.MB70 . xx	70 mm 2 3/4"	PRIVACY WITH MAGNETIC BOLT	
2MM.020.MB60 . xx	60 mm 2 3/8"		
latch included			
with return spring			

HANDLE DUMMY
WOOD OR HM DOORS



ITEM	BACKSET	FUNCTION	
2MM.020.0D06 . xx	SINGLE		
2MM.020.C0D6 . xx	PAIR		
dummy			
without return spring			
2MM.020.0D05 . xx	SINGLE		
2MM.020.C0D5 . xx	PAIR		
dummy			
without return spring			

.XX = FINISH CODE

STAINLESS STEEL
.43 BRIGHT STAINLESS STEEL (ANSI/BHMA 629 - USD32)
.44 SATIN STAINLESS STEEL (ANSI/BHMA 630 - USD32D)

PVD ON REQUEST
.83 BLACK SATIN
Colours on demand, minimum lot to be agreed.
Screws and grub screws not pvd

STAINLESS STEEL POWDERCOATED ON REQUEST
.40 BLACK RAL 9005 - TO MATCH WITH PBA BLACK ALUMINIUM
.31 WHITE RAL 9010
.32 GREY
.38 CHAMPAGNE
.39 BRONZE - TO MATCH WITH PBA BRONZE ALUMINIUM
.41 SILVER

.99 COLOURS ON REQUEST TO MATCH ANY RAL #
(screws, grub screws and plastic parts non powdercoated)
available on request depending on quantities

LATCH DETAILS
page 411



ITEM

2MM.022.xxxx.xx

MATERIALS, FINISHING AND DETAILS

.XX = FINISH CODE

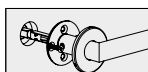
STAINLESS STEEL

- .43 SATIN STAINLESS STEEL (ANSI/BHMA 630 - USD32D)
- .44 BRIGHT STAINLESS STEEL (ANSI/BHMA 629 - USD32)

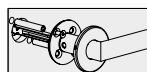
STAINLESS STEEL POWDERCOATED

- .40 BLACK RAL 9005 - TO MATCH WITH PBA BLACK ALUMINIUM
- .31 WHITE RAL 9010
- .32 GREY
- .38 CHAMPAGNE
- .39 BRONZE - TO MATCH WITH PBA BRONZE ALUMINIUM
- .41 SILVER
- .99 COLOURS ON REQUEST TO MATCH ANY RAL #
(screws, grub screws and plastic parts non powdercoated).
Available on request depending on quantities.

HANDLES FIXING TO SPECIFY BEFORE ORDER



SINGLE FIXING



BACK TO BACK FIXING

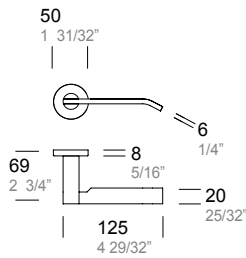
HANDLE FOR MORTISE
WOOD OR HM DOORS



ITEM

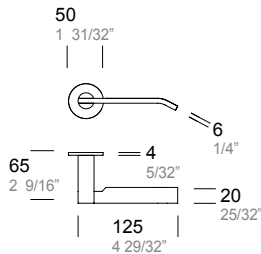
2MM.022.0UT8 . xx

- mortise
- with return spring



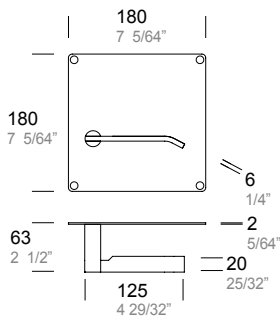
2MM.022.00T4 . xx

- mortise
- without return spring



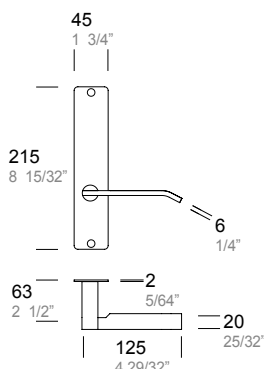
2MM.022.0Uxx . xx

- mortise
- without return spring

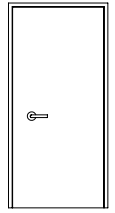


2MM.022.0Uxx . xx

- mortise
- without return spring



LOCK
WOOD OR HM DOORS



FUNCTION

BACKSET

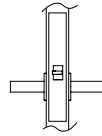
HOW TO ORDER

PASSAGE
ANSI F01

2 1/2"
2 3/4"

2MM.LCK.0A00 . xx + ONLY LOCK

+ **2MM.022.0xTx . xx**



+ **2MM.022.0Uxx . xx**

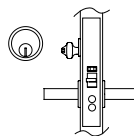
+ **2MM.022.0Uxx . xx**

OFFICE/CORRIDOR
ANSI F04

2 1/2"
2 3/4"

2MM.LCK.0F00 . xx + ONLY LOCK

+ **2MM.022.0xTx . xx**



+ **2MM.022.0Uxx . xx**

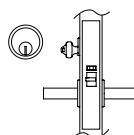
+ **2MM.022.0Uxx . xx**

CLASSROOM
ANSI F05

2 1/2"
2 3/4"

2MM.LCK.0G00 . xx + ONLY LOCK

+ **2MM.022.0xTx . xx**



+ **2MM.022.0Uxx . xx**

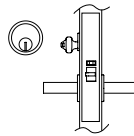
+ **2MM.022.0Uxx . xx**

STOREROOM
ANSI F07

2 1/2"
2 3/4"

2MM.LCK.0P00 . xx + ONLY LOCK

+ **2MM.022.0xTx . xx**



+ **2MM.022.0Uxx . xx**

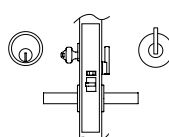
+ **2MM.022.0Uxx . xx**

OFFICE/ENTRY
ANSI F04 + F13

2 1/2"
2 3/4"

2MM.LCK.0I00 . xx + ONLY LOCK

+ **2MM.022.0xTx . xx**
 Add thumbturns page 266



+ **2MM.022.0Uxx . xx**
 Add thumbturns page 266

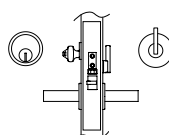
+ **YOD.022.0Uxx . xx**
 Add thumbturns page 266

DORMITORY
ANSI F13

2 1/2"
2 3/4"

2MM.LCK.0E00 . xx + ONLY LOCK

+ **2MM.022.0xTx . xx**
 Add thumbturns page 266



+ **2MM.022.0Uxx . xx**
 Add thumbturns page 266

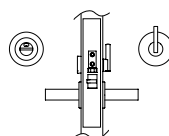
+ **2MM.022.0Uxx . xx**
 Add thumbturns page 266

PRIVACY
ANSI F19

2 1/2"
2 3/4"

2MM.LCK.0M00 . xx + ONLY LOCK

+ **2MM.022.0xTx . xx**
 Add thumbturns page 266



+ **2MM.022.0Uxx . xx**
 Add thumbturns page 266

+ **2MM.022.0Uxx . xx**
 Add thumbturns page 266

.XX = FINISH CODE

- STAINLESS STEEL**
- .43 BRIGHT STAINLESS STEEL (ANSI/BHMA 629 - USD32)
- .44 SATIN STAINLESS STEEL (ANSI/BHMA 630 - USD32D)

- STAINLESS STEEL POWDERCOATED ON REQUEST**
- .40 BLACK RAL 9005 - TO MATCH WITH PBA BLACK ALUMINIUM
- .31 WHITE RAL 9010
- .32 GREY
- .38 CHAMPAGNE
- .39 BRONZE - TO MATCH WITH PBA BRONZE ALUMINIUM
- .41 SILVER

- .99 COLOURS ON REQUEST TO MATCH ANY RAL #
(screws, grub screws and plastic parts non powdercoated)
available on request depending on quantities

AVAILABLE LOCKS page 406

MORTISE CYLINDERS NOT INCLUDED SEE PAGE 406 FOR COMPATIBLE MODELS

STANDARD FACEPLATE SATIN STAINLESS STEEL.
BLACK AND BRONZE AVAILABLE ON REQUEST

SPINDLE DEPTH, LEVERS POSITION ON THE LOCKSET AND FIXING
(SINGLE OR BACK TO BACK) MUST BE SPECIFIED ORDERING - see page 406

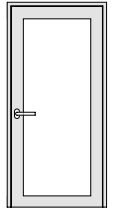
HANDLE FOR MORTISE

GLASS DOORS WITH ALUMINIUM PROFILE OR WOOD AND HM DOORS



NARROW BACKSET LOCK

GLASS DOORS WITH ALUMINIUM PROFILE OR WOOD AND HM DOORS

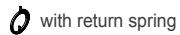


ITEM

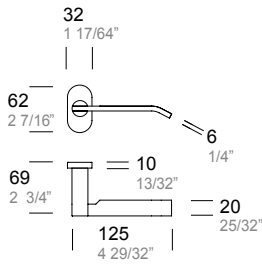
2MM.022.0008 . xx



mortise



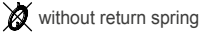
with return spring



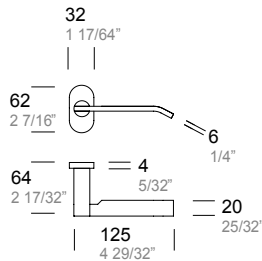
2MM.022.0004 . xx



mortise

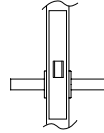


without return spring

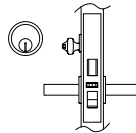


FUNCTION

PASSAGE
ANSI F01



OFFICE/CORRIDOR
ANSI F04



BACKSET

1 1/8"

HOW TO ORDER

2MM.LCF.0A00.00. x + 2MM.022.0008 . xx
ONLY LOCK 2MM.022.0004 . xx

2MM.LCF.0F00.00. x + 2MM.022.0008 . xx
ONLY LOCK 2MM.022.0004 . xx

.XX = FINISH CODE

- .31 STAINLESS STEEL
- .43 BRIGHT STAINLESS STEEL (ANSI/BHMA 629 - USD32)
- .44 SATIN STAINLESS STEEL (ANSI/BHMA 630 - USD32D)

- .40 STAINLESS STEEL POWDERCOATED ON REQUEST
- .31 BLACK RAL 9005 - TO MATCH WITH PBA BLACK ALUMINIUM
- .31 WHITE RAL 9010
- .32 GREY
- .38 CHAMPAGNE
- .39 BRONZE - TO MATCH WITH PBA BRONZE ALUMINIUM
- .41 SILVER

- .99 COLOURS ON REQUEST TO MATCH ANY RAL #
(screws, grub screws and plastic parts not powdercoated)
available on request depending on quantities

- ◆ . 1 LEFT HAND (LH)
- . 2 RIGHT HAND (RH)

AVAILABLE LOCKS page 408

MORTISE CYLINDERS NOT INCLUDED SEE PAGE 406 FOR COMPATIBLE MODELS

STANDARD FACEPLATE SATIN STAINLESS STEEL.
BLACK AND BRONZE AVAILABLE ON REQUEST

SPINDLE DEPTH, LEVERS POSITION ON THE LOCKSET AND FIXING
(SINGLE OR BACK TO BACK) MUST BE SPECIFIED ORDERING - see page 409

HANDLE WITH LATCH
WOOD OR HM DOORS



ITEM BACKSET FUNCTION

2MM.022.SA70 . xx	70 mm 2 3/4"	PASSAGE	
2MM.022.SA60 . xx	60 mm 2 3/8"		
latch included			
with return spring			

2MM.022.SB70 . xx	70 mm 2 3/4"	PRIVACY	
2MM.022.SB60 . xx	60 mm 2 3/8"		
latch included			
with return spring			

2MM.022.MA70 . xx	70 mm 2 3/4"	PASSAGE WITH MAGNETIC BOLT	
2MM.022.MA60 . xx	60 mm 2 3/8"		
latch included			
with return spring			

2MM.022.MB70 . xx	70 mm 2 3/4"	PRIVACY WITH MAGNETIC BOLT	
2MM.022.MB60 . xx	60 mm 2 3/8"		
latch included			
with return spring			

.XX = FINISH CODE

STAINLESS STEEL
.43 BRIGHT STAINLESS STEEL (ANSI/BHMA 629 - USD32)
.44 SATIN STAINLESS STEEL (ANSI/BHMA 630 - USD32D)

STAINLESS STEEL POWDERCOATED ON REQUEST
.40 BLACK RAL 9005 - TO MATCH WITH PBA BLACK ALUMINIUM
.31 WHITE RAL 9010
.32 GREY
.38 CHAMPAGNE
.39 BRONZE - TO MATCH WITH PBA BRONZE ALUMINIUM
.41 SILVER

.99 COLOURS ON REQUEST TO MATCH ANY RAL #
(screws, grub screws and plastic parts not powdercoated)
available on request depending on quantities

HANDLE DUMMY
WOOD OR HM DOORS



ITEM

2MM.022.0D06 . xx	SINGLE	
2MM.022.C0D6 . xx	PAIR	
dummy		
without return spring		

2MM.022.0D05 . xx	SINGLE	
2MM.022.C0D5 . xx	PAIR	
dummy		
without return spring		



ITEM

2MM.026.xxxx.xx

MATERIALS, FINISHING AND DETAILS

.XX = FINISH CODE

STAINLESS STEEL

- .43 SATIN STAINLESS STEEL (ANSI/BHMA 630 - USD32D)
- .44 BRIGHT STAINLESS STEEL (ANSI/BHMA 629 - USD32)

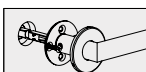
STAINLESS STEEL POWDERCOATED

- .40 BLACK RAL 9005 - TO MATCH WITH PBA BLACK ALUMINIUM
- .31 WHITE RAL 9010
- .32 GREY
- .38 CHAMPAGNE
- .39 BRONZE - TO MATCH WITH PBA BRONZE ALUMINIUM
- .41 SILVER
- .99 COLOURS ON REQUEST TO MATCH ANY RAL #
(screws, grub screws and plastic parts non powdercoated).
Available on request depending on quantities.

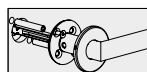
PVD ON SELECTED ITEMS

- .83 BLACK SATIN
Colours on demand, minimum lot to be agreed.
Screws and grub screws not pvd.

HANDLES FIXING TO SPECIFY BEFORE ORDER



SINGLE FIXING



BACK TO BACK FIXING

HANDLE FOR MORTISE
WOOD OR HM DOORS

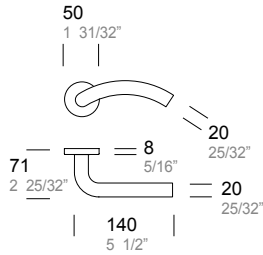


ITEM

2MM.026.0UT8 . xx



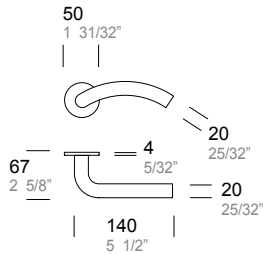
with return spring



2MM.026.00T4 . xx



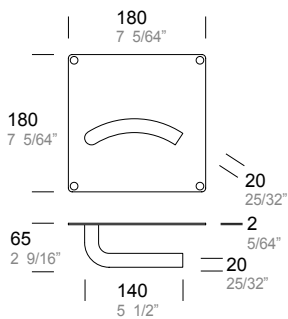
without return spring



2MM.026.0Uxx . xx



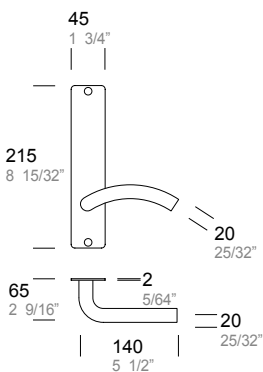
without return spring



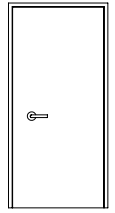

2MM.026.0Uxx . xx



without return spring



LOCK
WOOD OR HM DOORS



FUNCTION

BACKSET

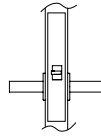
HOW TO ORDER

PASSAGE
ANSI F01

2 1/2"
2 3/4"

2MM.LCK.0A00 . xx + ONLY LOCK

2MM.026.0xTx . xx



+ **2MM.026.0Uxx . xx**

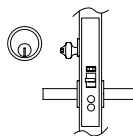
+ **2MM.026.0Uxx . xx**

OFFICE/CORRIDOR
ANSI F04

2 1/2"
2 3/4"

2MM.LCK.0F00 . xx + ONLY LOCK

2MM.026.0xTx . xx



+ **2MM.026.0Uxx . xx**

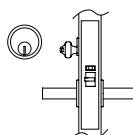
+ **2MM.026.0Uxx . xx**

CLASSROOM
ANSI F05

2 1/2"
2 3/4"

2MM.LCK.0G00 . xx + ONLY LOCK

2MM.026.0xTx . xx



+ **2MM.026.0Uxx . xx**

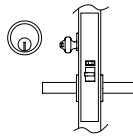
+ **2MM.026.0Uxx . xx**

STOREROOM
ANSI F07

2 1/2"
2 3/4"

2MM.LCK.0P00 . xx + ONLY LOCK

2MM.026.0xTx . xx



+ **2MM.026.0Uxx . xx**

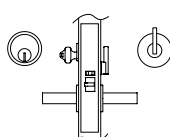
+ **2MM.026.0Uxx . xx**

OFFICE/ENTRY
ANSI F04 + F13

2 1/2"
2 3/4"

2MM.LCK.0I00 . xx + ONLY LOCK

2MM.026.0xTx . xx
 Add thumturns page 266



+ **2MM.026.0Uxx . xx**
 Add thumturns page 266

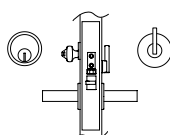
+ **YOD.026.0Uxx . xx**
 Add thumturns page 266

DORMITORY
ANSI F13

2 1/2"
2 3/4"

2MM.LCK.0E00 . xx + ONLY LOCK

2MM.026.0xTx . xx
 Add thumturns page 266



+ **2MM.026.0Uxx . xx**
 Add thumturns page 266

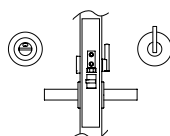
+ **2MM.026.0Uxx . xx**
 Add thumturns page 266

PRIVACY
ANSI F19

2 1/2"
2 3/4"

2MM.LCK.0M00 . xx + ONLY LOCK

2MM.026.0xTx . xx
 Add thumturns page 266



+ **2MM.026.0Uxx . xx**
 Add thumturns page 266

+ **2MM.026.0Uxx . xx**
 Add thumturns page 266

.XX = FINISH CODE

- STAINLESS STEEL**
- .43 BRIGHT STAINLESS STEEL (ANSI/BHMA 629 - USD32)
- .44 SATIN STAINLESS STEEL (ANSI/BHMA 630 - USD32D)

PVD ON REQUEST

- .83 BLACK SATIN
- Colours on demand, minimum lot to be agreed.
- Screws and grub screws not pvd

- STAINLESS STEEL POWDERCOATED ON REQUEST**
- .40 BLACK RAL 9005 - TO MATCH WITH PBA BLACK ALUMINIUM
- .31 WHITE RAL 9010
- .32 GREY
- .38 CHAMPAGNE
- .39 BRONZE - TO MATCH WITH PBA BRONZE ALUMINIUM
- .41 SILVER

- .99 COLOURS ON REQUEST TO MATCH ANY RAL # (screws, grub screws and plastic parts non powdercoated) available on request depending on quantities

AVAILABLE LOCKS page 406

MORTISE CYLINDERS NOT INCLUDED SEE PAGE 406 FOR COMPATIBLE MODELS

STANDARD FACEPLATE SATIN STAINLESS STEEL. BLACK AND BRONZE AVAILABLE ON REQUEST

SPINDLE DEPTH, LEVERS POSITION ON THE LOCKSET AND FIXING (SINGLE OR BACK TO BACK) MUST BE SPECIFIED ORDERING - see page 407

HANDLE FOR MORTISE

GLASS DOORS WITH ALUMINIUM PROFILE OR WOOD AND HM DOORS



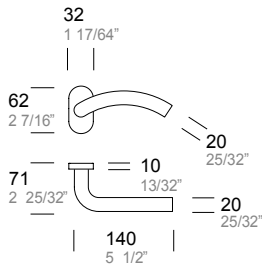
ITEM

2MM.026.0008 . xx



mortise

with return spring

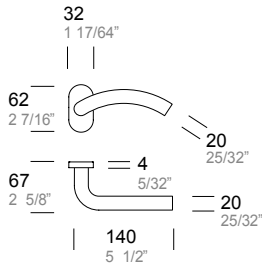


2MM.026.0004 . xx



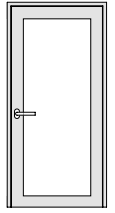
mortise

without return spring



NARROW BACKSET LOCK

GLASS DOORS WITH ALUMINIUM PROFILE OR WOOD AND HM DOORS



FUNCTION

BACKSET

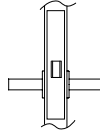
HOW TO ORDER

PASSAGE
ANSI F01

1 1/8"

2MM.LCF.0A00.00. x ONLY LOCK

+ **2MM.026.0008 . xx**
2MM.026.0004 . xx

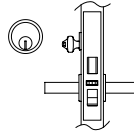


OFFICE/CORRIDOR
ANSI F04

1 1/8"

2MM.LCF.0F00.00. x ONLY LOCK

+ **2MM.026.0008 . xx**
2MM.026.0004 . xx



.XX = FINISH CODE

- STAINLESS STEEL**
- .43 BRIGHT STAINLESS STEEL (ANSI/BHMA 629 - USD32)
 - .44 SATIN STAINLESS STEEL (ANSI/BHMA 630 - USD32D)

- PVD ON REQUEST**
- .83 BLACK SATIN
- Colours on demand, minimum lot to be agreed.
Screws and grub screws not pvd

- STAINLESS STEEL POWDERCOATED ON REQUEST**
- .40 BLACK RAL 9005 - TO MATCH WITH PBA BLACK ALUMINIUM
 - .31 WHITE RAL 9010
 - .32 GREY
 - .38 CHAMPAGNE
 - .39 BRONZE - TO MATCH WITH PBA BRONZE ALUMINIUM
 - .41 SILVER

- .99 COLOURS ON REQUEST TO MATCH ANY RAL #
(screws, grub screws and plastic parts not powdercoated)
available on request depending on quantities

- ◆ . 1 LEFT HAND (LH)
- . 2 RIGHT HAND (RH)

AVAILABLE LOCKS page 408

MORTISE CYLINDERS NOT INCLUDED SEE PAGE 406 FOR COMPATIBLE MODELS

STANDARD FACEPLATE SATIN STAINLESS STEEL.
BLACK AND BRONZE AVAILABLE ON REQUEST

SPINDLE DEPTH, LEVERS POSITION ON THE LOCKSET AND FIXING
(SINGLE OR BACK TO BACK) MUST BE SPECIFIED ORDERING - see page 409

HANDLE WITH LATCH
WOOD OR HM DOORS



ITEM BACKSET FUNCTION

2MM.026.SA70 . xx	70 mm 2 3/4"	PASSAGE	
2MM.026.SA60 . xx	60 mm 2 3/8"		
latch included			
with return spring			

2MM.026.SB70 . xx	70 mm 2 3/4"	PRIVACY	
2MM.026.SB60 . xx	60 mm 2 3/8"		
latch included			
with return spring			

2MM.026.MA70 . xx	70 mm 2 3/4"	PASSAGE WITH MAGNETIC BOLT	
2MM.026.MA60 . xx	60 mm 2 3/8"		
latch included			
with return spring			

2MM.026.MB70 . xx	70 mm 2 3/4"	PRIVACY WITH MAGNETIC BOLT	
2MM.026.MB60 . xx	60 mm 2 3/8"		
latch included			
with return spring			

HANDLE DUMMY
WOOD OR HM DOORS



ITEM

2MM.026.0D06 . xx	SINGLE	
2MM.026.C0D6 . xx	PAIR	
dummy		
without return spring		

2MM.026.0D05 . xx	SINGLE	
2MM.026.C0D5 . xx	PAIR	
dummy		
without return spring		

.XX = FINISH CODE

STAINLESS STEEL
.43 BRIGHT STAINLESS STEEL (ANSI/BHMA 629 - USD32)
.44 SATIN STAINLESS STEEL (ANSI/BHMA 630 - USD32D)

PVD ON REQUEST
.83 BLACK SATIN
Colours on demand, minimum lot to be agreed.
Screws and grub screws not pvd

STAINLESS STEEL POWDERCOATED ON REQUEST
.40 BLACK RAL 9005 - TO MATCH WITH PBA BLACK ALUMINIUM
.31 WHITE RAL 9010
.32 GREY
.38 CHAMPAGNE
.39 BRONZE - TO MATCH WITH PBA BRONZE ALUMINIUM
.41 SILVER

.99 COLOURS ON REQUEST TO MATCH ANY RAL #
(screws, grub screws and plastic parts non powdercoated)
available on request depending on quantities

LATCH DETAILS
page 411



ITEM

2MM.027.xxxx.xx

MATERIALS, FINISHING AND DETAILS

.XX = FINISH CODE

STAINLESS STEEL

- .43 SATIN STAINLESS STEEL (ANSI/BHMA 630 - USD32D)
- .44 BRIGHT STAINLESS STEEL (ANSI/BHMA 629 - USD32)

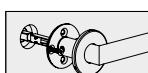
STAINLESS STEEL POWDERCOATED

- .40 BLACK RAL 9005 - TO MATCH WITH PBA BLACK ALUMINIUM
- .31 WHITE RAL 9010
- .32 GREY
- .38 CHAMPAGNE
- .39 BRONZE - TO MATCH WITH PBA BRONZE ALUMINIUM
- .41 SILVER
- .99 COLOURS ON REQUEST TO MATCH ANY RAL #
(screws, grub screws and plastic parts non powdercoated).
Available on request depending on quantities.

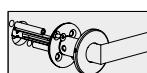
PVD ON SELECTED ITEMS

- .83 BLACK SATIN
Colours on demand, minimum lot to be agreed.
Screws and grub screws not pvd.

HANDLES FIXING TO SPECIFY BEFORE ORDER



SINGLE FIXING



BACK TO BACK FIXING

HANDLE FOR MORTISE
WOOD OR HM DOORS

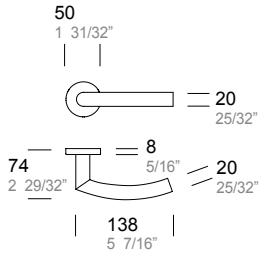


ITEM

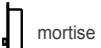
2MM.027.0UT8 . xx



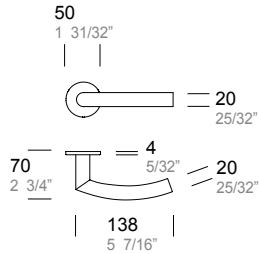
with return spring



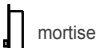
2MM.027.00T4 . xx



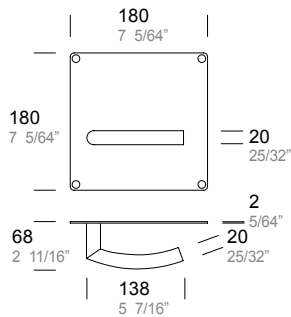
without return spring



2MM.027.0Uxx . xx



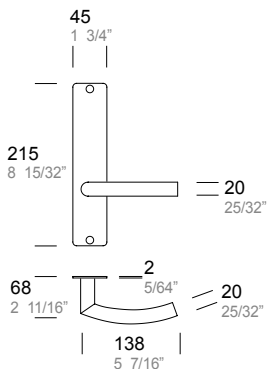
without return spring



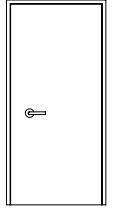

2MM.027.0Uxx . xx



without return spring



LOCK
WOOD OR HM DOORS



FUNCTION

BACKSET

HOW TO ORDER

PASSAGE
ANSI F01

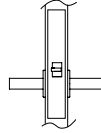
2 1/2"
2 3/4"

2MM.LCK.0A00 . xx
ONLY LOCK

+ 2MM.027.0xTx . xx

+ 2MM.027.0Uxx . xx

+ 2MM.027.0Uxx . xx



OFFICE/CORRIDOR
ANSI F04

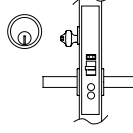
2 1/2"
2 3/4"

2MM.LCK.0F00 . xx
ONLY LOCK

+ 2MM.027.0xTx . xx

+ 2MM.027.0Uxx . xx

+ 2MM.027.0Uxx . xx



CLASSROOM
ANSI F05

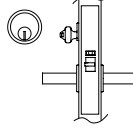
2 1/2"
2 3/4"

2MM.LCK.0G00 . xx
ONLY LOCK

+ 2MM.027.0xTx . xx

+ 2MM.027.0Uxx . xx

+ 2MM.027.0Uxx . xx



STOREROOM
ANSI F07

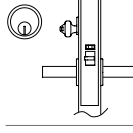
2 1/2"
2 3/4"

2MM.LCK.0P00 . xx
ONLY LOCK

+ 2MM.027.0xTx . xx

+ 2MM.027.0Uxx . xx

+ 2MM.027.0Uxx . xx



OFFICE/ENTRY
ANSI F04 + F13

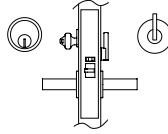
2 1/2"
2 3/4"

2MM.LCK.0I00 . xx
ONLY LOCK

+ 2MM.027.0xTx . xx

+ 2MM.027.0Uxx . xx

+ YOD.027.0Uxx . xx



DORMITORY
ANSI F13

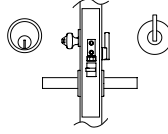
2 1/2"
2 3/4"

2MM.LCK.0E00 . xx
ONLY LOCK

+ 2MM.027.0xTx . xx

+ 2MM.027.0Uxx . xx

+ 2MM.027.0Uxx . xx



PRIVACY
ANSI F19

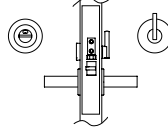
2 1/2"
2 3/4"

2MM.LCK.0M00 . xx
ONLY LOCK

+ 2MM.027.0xTx . xx

+ 2MM.027.0Uxx . xx

+ 2MM.027.0Uxx . xx



.XX = FINISH CODE

- .43 STAINLESS STEEL
- .43 BRIGHT STAINLESS STEEL (ANSI/BHMA 629 - USD32)
- .44 SATIN STAINLESS STEEL (ANSI/BHMA 630 - USD32D)

PVD ON REQUEST

- .83 BLACK SATIN
- Colours on demand, minimum lot to be agreed.
- Screws and grub screws not pvd

- .40 STAINLESS STEEL POWDERCOATED ON REQUEST
- .40 BLACK RAL 9005 - TO MATCH WITH PBA BLACK ALUMINIUM
- .31 WHITE RAL 9010
- .32 GREY
- .38 CHAMPAGNE
- .39 BRONZE - TO MATCH WITH PBA BRONZE ALUMINIUM
- .41 SILVER

- .99 COLOURS ON REQUEST TO MATCH ANY RAL #
- (screws, grub screws and plastic parts non powdercoated)
- available on request depending on quantities

AVAILABLE LOCKS page 406

MORTISE CYLINDERS NOT INCLUDED SEE PAGE 406 FOR COMPATIBLE MODELS

STANDARD FACEPLATE SATIN STAINLESS STEEL

BLACK AND BRONZE AVAILABLE ON REQUEST

SPINDLE DEPTH, LEVERS POSITION ON THE LOCKSET AND FIXING (SINGLE OR BACK TO BACK) MUST BE SPECIFIED ORDERING - see page 407

HANDLE FOR MORTISE

GLASS DOORS WITH ALUMINIUM PROFILE OR WOOD AND HM DOORS



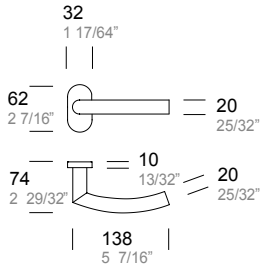
ITEM

2MM.027.0008 . xx



mortise

with return spring

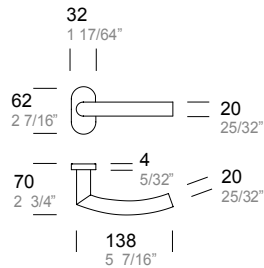


2MM.027.0004 . xx



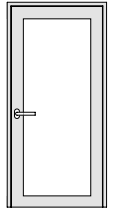
mortise

without return spring



NARROW BACKSET LOCK

GLASS DOORS WITH ALUMINIUM PROFILE OR WOOD AND HM DOORS



FUNCTION

BACKSET

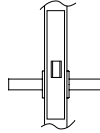
HOW TO ORDER

PASSAGE
ANSI F01

1 1/8"

2MM.LCF.0A00.00. x + ONLY LOCK

2MM.027.0008 . xx
 2MM.027.0004 . xx

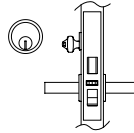


OFFICE/CORRIDOR
ANSI F04

1 1/8"

2MM.LCF.0F00.00. x + ONLY LOCK

2MM.027.0008 . xx
 2MM.027.0004 . xx



.XX = FINISH CODE

STAINLESS STEEL

- .43 BRIGHT STAINLESS STEEL (ANSI/BHMA 629 - USD32)
- .44 SATIN STAINLESS STEEL (ANSI/BHMA 630 - USD32D)

PVD ON REQUEST

- .83 BLACK SATIN
- Colours on demand, minimum lot to be agreed.
- Screws and grub screws not pvd

STAINLESS STEEL POWDERCOATED ON REQUEST

- .40 BLACK RAL 9005 - TO MATCH WITH PBA BLACK ALUMINIUM
- .31 WHITE RAL 9010
- .32 GREY
- .38 CHAMPAGNE
- .39 BRONZE - TO MATCH WITH PBA BRONZE ALUMINIUM
- .41 SILVER

- .99 COLOURS ON REQUEST TO MATCH ANY RAL #
(screws, grub screws and plastic parts not powdercoated)
available on request depending on quantities

- ◆ . 1 LEFT HAND (LH)
- . 2 RIGHT HAND (RH)

AVAILABLE LOCKS page 408

MORTISE CYLINDERS NOT INCLUDED SEE PAGE 406 FOR COMPATIBLE MODELS

STANDARD FACEPLATE SATIN STAINLESS STEEL.
BLACK AND BRONZE AVAILABLE ON REQUEST

SPINDLE DEPTH, LEVERS POSITION ON THE LOCKSET AND FIXING
(SINGLE OR BACK TO BACK) MUST BE SPECIFIED ORDERING - see page 409

HANDLE WITH LATCH
WOOD OR HM DOORS



ITEM BACKSET FUNCTION

2MM.027.SA70 . xx	70 mm 2 3/4"	PASSAGE	
2MM.027.SA60 . xx	60 mm 2 3/8"		
latch included			
with return spring			

2MM.027.SB70 . xx	70 mm 2 3/4"	PRIVACY	
2MM.027.SB60 . xx	60 mm 2 3/8"		
latch included			
with return spring			

2MM.027.MA70 . xx	70 mm 2 3/4"	PASSAGE WITH MAGNETIC BOLT	
2MM.027.MA60 . xx	60 mm 2 3/8"		
latch included			
with return spring			

2MM.027.MB70 . xx	70 mm 2 3/4"	PRIVACY WITH MAGNETIC BOLT	
2MM.027.MB60 . xx	60 mm 2 3/8"		
latch included			
with return spring			

.XX = FINISH CODE

STAINLESS STEEL
.43 BRIGHT STAINLESS STEEL (ANSI/BHMA 629 - USD32)
.44 SATIN STAINLESS STEEL (ANSI/BHMA 630 - USD32D)

PVD ON REQUEST
.83 BLACK SATIN
Colours on demand, minimum lot to be agreed.
Screws and grub screws not pvd

STAINLESS STEEL POWDERCOATED ON REQUEST
.40 BLACK RAL 9005 - TO MATCH WITH PBA BLACK ALUMINIUM
.31 WHITE RAL 9010
.32 GREY
.38 CHAMPAGNE
.39 BRONZE - TO MATCH WITH PBA BRONZE ALUMINIUM
.41 SILVER

.99 COLOURS ON REQUEST TO MATCH ANY RAL #
(screws, grub screws and plastic parts non powdercoated)
available on request depending on quantities

HANDLE DUMMY
WOOD OR HM DOORS



ITEM

2MM.027.0D06 . xx	SINGLE	
2MM.027.C0D6 . xx	PAIR	
dummy		
without return spring		

2MM.027.0D05 . xx	SINGLE	
2MM.027.C0D5 . xx	PAIR	
dummy		
without return spring		



ITEM

2MM.028.xxxx.xx

MATERIALS, FINISHING AND DETAILS

.XX = FINISH CODE

STAINLESS STEEL

- .43 SATIN STAINLESS STEEL (ANSI/BHMA 630 - USD32D)
- .44 BRIGHT STAINLESS STEEL (ANSI/BHMA 629 - USD32)

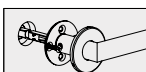
STAINLESS STEEL POWDERCOATED

- .40 BLACK RAL 9005 - TO MATCH WITH PBA BLACK ALUMINIUM
- .31 WHITE RAL 9010
- .32 GREY
- .38 CHAMPAGNE
- .39 BRONZE - TO MATCH WITH PBA BRONZE ALUMINIUM
- .41 SILVER
- .99 COLOURS ON REQUEST TO MATCH ANY RAL #
(screws, grub screws and plastic parts non powdercoated).
Available on request depending on quantities.

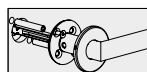
PVD ON SELECTED ITEMS

- .83 BLACK SATIN
Colours on demand, minimum lot to be agreed.
Screws and grub screws not pvd.

HANDLES FIXING TO SPECIFY BEFORE ORDER



SINGLE FIXING



BACK TO BACK FIXING

HANDLE FOR MORTISE
WOOD OR HM DOORS

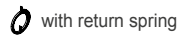


ITEM

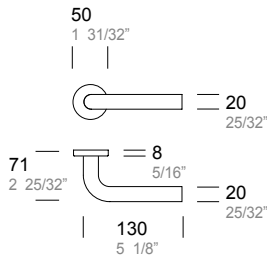
2MM.028.0UT8 . xx



mortise



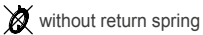
with return spring



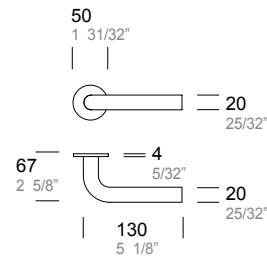
2MM.028.00T4 . xx



mortise



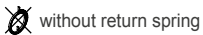
without return spring



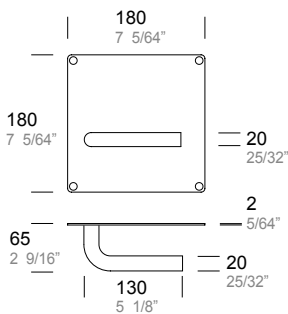
2MM.028.0Uxx . xx



mortise



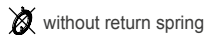
without return spring



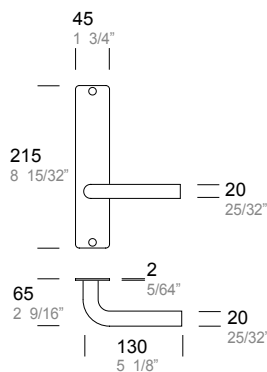
2MM.028.0Uxx . xx



mortise

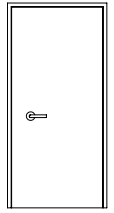



without return spring



LOCK

WOOD OR HM DOORS



FUNCTION

BACKSET

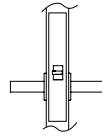
HOW TO ORDER

PASSAGE
ANSI F01

2 1/2"
2 3/4"

2MM.LCK.0A00 . xx + **ONLY LOCK**

+ **2MM.028.0xTx . xx**



+ **2MM.028.0Uxx . xx**

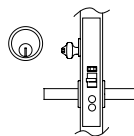
+ **2MM.028.0Uxx . xx**

OFFICE/CORRIDOR
ANSI F04

2 1/2"
2 3/4"

2MM.LCK.0F00 . xx + **ONLY LOCK**

+ **2MM.028.0xTx . xx**



+ **2MM.028.0Uxx . xx**

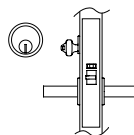
+ **2MM.028.0Uxx . xx**

CLASSROOM
ANSI F05

2 1/2"
2 3/4"

2MM.LCK.0G00 . xx + **ONLY LOCK**

+ **2MM.028.0xTx . xx**



+ **2MM.028.0Uxx . xx**

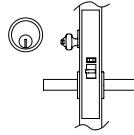
+ **2MM.028.0Uxx . xx**

STOREROOM
ANSI F07

2 1/2"
2 3/4"

2MM.LCK.0P00 . xx + **ONLY LOCK**

+ **2MM.028.0xTx . xx**



+ **2MM.028.0Uxx . xx**

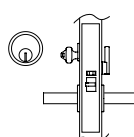
+ **2MM.028.0Uxx . xx**

OFFICE/ENTRY
ANSI F04 + F13

2 1/2"
2 3/4"

2MM.LCK.0I00 . xx + **ONLY LOCK**

+ **2MM.028.0xTx . xx**
 Add thumbturns page 266



+ **2MM.028.0Uxx . xx**
 Add thumbturns page 266

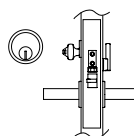
+ **YOD.028.0Uxx . xx**
 Add thumbturns page 266

DORMITORY
ANSI F13

2 1/2"
2 3/4"

2MM.LCK.0E00 . xx + **ONLY LOCK**

+ **2MM.028.0xTx . xx**
 Add thumbturns page 266



+ **2MM.028.0Uxx . xx**
 Add thumbturns page 266

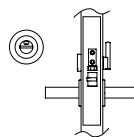
+ **2MM.028.0Uxx . xx**
 Add thumbturns page 266

PRIVACY
ANSI F19

2 1/2"
2 3/4"

2MM.LCK.0M00 . xx + **ONLY LOCK**

+ **2MM.028.0xTx . xx**
 Add thumbturns page 266



+ **2MM.028.0Uxx . xx**
 Add thumbturns page 266

+ **2MM.028.0Uxx . xx**
 Add thumbturns page 266

.XX = FINISH CODE

- STAINLESS STEEL**
- .43 BRIGHT STAINLESS STEEL (ANSI/BHMA 629 - USD32)
- .44 SATIN STAINLESS STEEL (ANSI/BHMA 630 - USD32D)

PVD ON REQUEST

- .83 BLACK SATIN
- Colours on demand, minimum lot to be agreed.
- Screws and grub screws not pvd

- STAINLESS STEEL POWDERCOATED ON REQUEST**
- .40 BLACK RAL 9005 - TO MATCH WITH PBA BLACK ALUMINIUM
- .31 WHITE RAL 9010
- .32 GREY
- .38 CHAMPAGNE
- .39 BRONZE - TO MATCH WITH PBA BRONZE ALUMINIUM
- .41 SILVER

- .99 COLOURS ON REQUEST TO MATCH ANY RAL #
- (screws, grub screws and plastic parts non powdercoated)
- available on request depending on quantities

AVAILABLE LOCKS page 406

MORTISE CYLINDERS NOT INCLUDED SEE PAGE 406 FOR COMPATIBLE MODELS

STANDARD FACEPLATE SATIN STAINLESS STEEL.
BLACK AND BRONZE AVAILABLE ON REQUEST

SPINDLE DEPTH, LEVERS POSITION ON THE LOCKSET AND FIXING
(SINGLE OR BACK TO BACK) MUST BE SPECIFIED ORDERING - see page 407

HANDLE FOR MORTISE


GLASS DOORS WITH ALUMINIUM PROFILE OR WOOD AND HM DOORS



ITEM

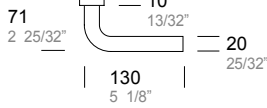
2MM.028.0008 . xx

32
1 17/64"




mortise

with return spring



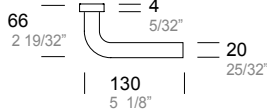
2MM.028.0004 . xx

32
1 17/64"



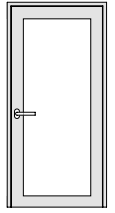
mortise

without return spring



NARROW BACKSET LOCK

GLASS DOORS WITH ALUMINIUM PROFILE OR WOOD AND HM DOORS



FUNCTION

BACKSET

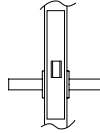
HOW TO ORDER

PASSAGE
ANSI F01

1 1/8"

2MM.LCF.0A00.00. x + ONLY LOCK

+ **2MM.028.0008 . xx**
2MM.028.0004 . xx

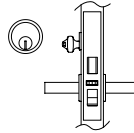


OFFICE/CORRIDOR
ANSI F04

1 1/8"

2MM.LCF.0F00.00. x + ONLY LOCK

+ **2MM.028.0008 . xx**
2MM.028.0004 . xx



.XX = FINISH CODE

STAINLESS STEEL

- .43 BRIGHT STAINLESS STEEL (ANSI/BHMA 629 - USD32)
- .44 SATIN STAINLESS STEEL (ANSI/BHMA 630 - USD32D)

PVD ON REQUEST

- .83 BLACK SATIN
- Colours on demand, minimum lot to be agreed.
- Screws and grub screws not pvd

STAINLESS STEEL POWDERCOATED ON REQUEST

- .40 BLACK RAL 9005 - TO MATCH WITH PBA BLACK ALUMINIUM
- .31 WHITE RAL 9010
- .32 GREY
- .38 CHAMPAGNE
- .39 BRONZE - TO MATCH WITH PBA BRONZE ALUMINIUM
- .41 SILVER

- .99 COLOURS ON REQUEST TO MATCH ANY RAL #
(screws, grub screws and plastic parts not powdercoated)
available on request depending on quantities

- ◆ . 1 LEFT HAND (LH)
- . 2 RIGHT HAND (RH)

AVAILABLE LOCKS page 408

MORTISE CYLINDERS NOT INCLUDED SEE PAGE 406 FOR COMPATIBLE MODELS

STANDARD FACEPLATE SATIN STAINLESS STEEL.
BLACK AND BRONZE AVAILABLE ON REQUEST

SPINDLE DEPTH, LEVERS POSITION ON THE LOCKSET AND FIXING
(SINGLE OR BACK TO BACK) MUST BE SPECIFIED ORDERING - see page 409

HANDLE WITH LATCH
WOOD OR HM DOORS



ITEM	BACKSET	FUNCTION	
2MM.028.SA70 . xx	70 mm 2 3/4"	PASSAGE	
2MM.028.SA60 . xx	60 mm 2 3/8"		
latch included			
with return spring			
2MM.028.SB70 . xx	70 mm 2 3/4"	PRIVACY	
2MM.028.SB60 . xx	60 mm 2 3/8"		
latch included			
with return spring			
2MM.028.MA70 . xx	70 mm 2 3/4"	PASSAGE WITH MAGNETIC BOLT	
2MM.028.MA60 . xx	60 mm 2 3/8"		
latch included			
with return spring			
2MM.028.MB70 . xx	70 mm 2 3/4"	PRIVACY WITH MAGNETIC BOLT	
2MM.028.MB60 . xx	60 mm 2 3/8"		
latch included			
with return spring			

HANDLE DUMMY
WOOD OR HM DOORS



ITEM			
2MM.028.0D06 . xx	SINGLE		
2MM.028.C0D6 . xx	PAIR		
dummy			
without return spring			
2MM.028.0D05 . xx	SINGLE		
2MM.028.C0D5 . xx	PAIR		
dummy			
without return spring			

.XX = FINISH CODE

STAINLESS STEEL
.43 BRIGHT STAINLESS STEEL (ANSI/BHMA 629 - USD32)
.44 SATIN STAINLESS STEEL (ANSI/BHMA 630 - USD32D)

PVD ON REQUEST
.83 BLACK SATIN
Colours on demand, minimum lot to be agreed.
Screws and grub screws not pvd

STAINLESS STEEL POWDERCOATED ON REQUEST
.40 BLACK RAL 9005 - TO MATCH WITH PBA BLACK ALUMINIUM
.31 WHITE RAL 9010
.32 GREY
.38 CHAMPAGNE
.39 BRONZE - TO MATCH WITH PBA BRONZE ALUMINIUM
.41 SILVER

.99 COLOURS ON REQUEST TO MATCH ANY RAL #
(screws, grub screws and plastic parts not powdercoated)
available on request depending on quantities

LATCH DETAILS
page 411



ITEM

2MM.28B.xxxx.xx

MATERIALS, FINISHING AND DETAILS

.XX = FINISH CODE

STAINLESS STEEL

- .43 SATIN STAINLESS STEEL (ANSI/BHMA 630 - USD32D)
- .44 BRIGHT STAINLESS STEEL (ANSI/BHMA 629 - USD32)

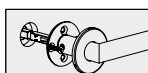
STAINLESS STEEL POWDERCOATED

- .40 BLACK RAL 9005 - TO MATCH WITH PBA BLACK ALUMINIUM
- .31 WHITE RAL 9010
- .32 GREY
- .38 CHAMPAGNE
- .39 BRONZE - TO MATCH WITH PBA BRONZE ALUMINIUM
- .41 SILVER
- .99 COLOURS ON REQUEST TO MATCH ANY RAL #
(screws, grub screws and plastic parts non powdercoated).
Available on request depending on quantities.

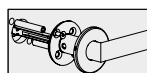
PVD ON SELECTED ITEMS

- .83 BLACK SATIN
Colours on demand, minimum lot to be agreed.
Screws and grub screws not pvd.

HANDLES FIXING TO SPECIFY BEFORE ORDER



SINGLE FIXING



BACK TO BACK FIXING

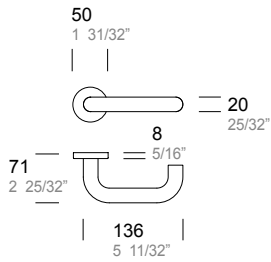
HANDLE FOR MORTISE
WOOD OR HM DOORS



ITEM

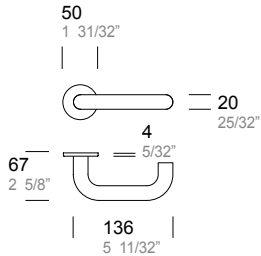
2MM.28B.0UT8 . xx

- mortise
- with return spring



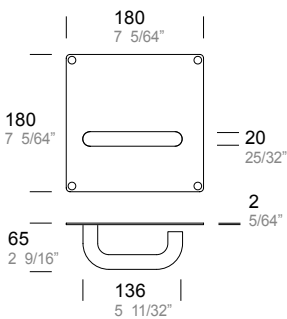
2MM.28B.00T4 . xx

- mortise
- without return spring



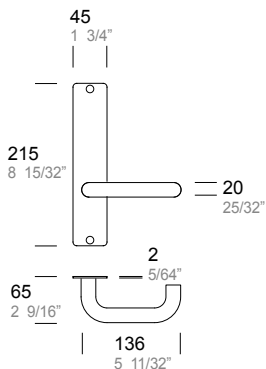
2MM.28B.0Uxx . xx

- mortise
- without return spring

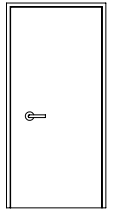



2MM.028.0Uxx . xx

- mortise
- without return spring



LOCK
WOOD OR HM DOORS



FUNCTION

BACKSET

HOW TO ORDER

PASSAGE
ANSI F01

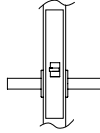
2 1/2"
2 3/4"

2MM.LCK.0A00 . xx
ONLY LOCK

+ **2MM.28B.0xTx . xx**

+ **2MM.28B.0Uxx . xx**

+ **2MM.28B.0Uxx . xx**



OFFICE/CORRIDOR
ANSI F04

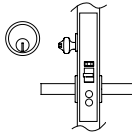
2 1/2"
2 3/4"

2MM.LCK.0F00 . xx
ONLY LOCK

+ **2MM.28B.0xTx . xx**

+ **2MM.28B.0Uxx . xx**

+ **2MM.28B.0Uxx . xx**



CLASSROOM
ANSI F05

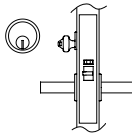
2 1/2"
2 3/4"

2MM.LCK.0G00 . xx
ONLY LOCK

+ **2MM.28B.0xTx . xx**

+ **2MM.28B.0Uxx . xx**

+ **2MM.28B.0Uxx . xx**



STOREROOM
ANSI F07

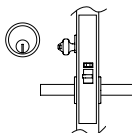
2 1/2"
2 3/4"

2MM.LCK.0P00 . xx
ONLY LOCK

+ **2MM.28B.0xTx . xx**

+ **2MM.28B.0Uxx . xx**

+ **2MM.28B.0Uxx . xx**



OFFICE/ENTRY
ANSI F04 + F13

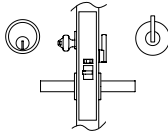
2 1/2"
2 3/4"

2MM.LCK.0I00 . xx
ONLY LOCK

+ **2MM.28B.0xTx . xx**
 Add thumbturns page 266

+ **2MM.28B.0Uxx . xx**
 Add thumbturns page 266

+ **YOD.28B.0Uxx . xx**
 Add thumbturns page 266



DORMITORY
ANSI F13

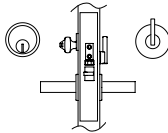
2 1/2"
2 3/4"

2MM.LCK.0E00 . xx
ONLY LOCK

+ **2MM.28B.0xTx . xx**
 Add thumbturns page 266

+ **2MM.28B.0Uxx . xx**
 Add thumbturns page 266

+ **2MM.28B.0Uxx . xx**
 Add thumbturns page 266



PRIVACY
ANSI F19

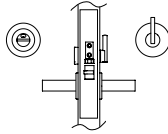
2 1/2"
2 3/4"

2MM.LCK.0M00 . xx
ONLY LOCK

+ **2MM.28B.0xTx . xx**
 Add thumbturns page 266

+ **2MM.28B.0Uxx . xx**
 Add thumbturns page 266

+ **2MM.28B.0Uxx . xx**
 Add thumbturns page 266



.XX = FINISH CODE

- STAINLESS STEEL**
- .43 BRIGHT STAINLESS STEEL (ANSI/BHMA 629 - USD32)
- .44 SATIN STAINLESS STEEL (ANSI/BHMA 630 - USD32D)

PVD ON REQUEST

- .83 BLACK SATIN
- Colours on demand, minimum lot to be agreed.
- Screws and grub screws not pvd

- .40 BLACK RAL 9005 - TO MATCH WITH PBA BLACK ALUMINIUM
- .31 WHITE RAL 9010
- .32 GREY
- .38 CHAMPAGNE
- .39 BRONZE - TO MATCH WITH PBA BRONZE ALUMINIUM
- .41 SILVER

- .99 COLOURS ON REQUEST TO MATCH ANY RAL #
(screws, grub screws and plastic parts non powdercoated)
available on request depending on quantities

AVAILABLE LOCKS page 406

MORTISE CYLINDERS NOT INCLUDED SEE PAGE 406 FOR COMPATIBLE MODELS

STANDARD FACEPLATE SATIN STAINLESS STEEL.
BLACK AND BRONZE AVAILABLE ON REQUEST

SPINDLE DEPTH, LEVERS POSITION ON THE LOCKSET AND FIXING
(SINGLE OR BACK TO BACK) MUST BE SPECIFIED ORDERING - see page 407

HANDLE FOR MORTISE

GLASS DOORS WITH ALUMINIUM PROFILE
OR WOOD AND HM DOORS



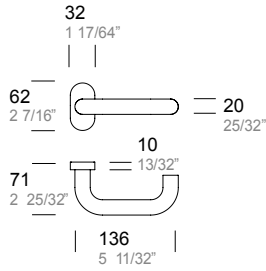
ITEM

2MM.28B.0008 . xx



mortise

with return spring

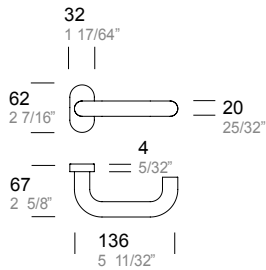


2MM.28B.0004 . xx



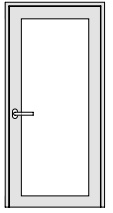
mortise

without return spring



NARROW BACKSET LOCK

GLASS DOORS WITH ALUMINIUM PROFILE
OR WOOD AND HM DOORS



FUNCTION

BACKSET

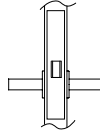
HOW TO ORDER

PASSAGE
ANSI F01

1 1/8"

2MM.LCF.0A00.00. x + ONLY LOCK

+ **2MM.28B.0008 . xx**
2MM.28B.0004 . xx

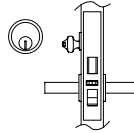


OFFICE/CORRIDOR
ANSI F04

1 1/8"

2MM.LCF.0F00.00. x + ONLY LOCK

+ **2MM.28B.0008 . xx**
2MM.28B.0004 . xx



.XX = FINISH CODE

- STAINLESS STEEL**
- .43 BRIGHT STAINLESS STEEL (ANSI/BHMA 629 - USD32)
 - .44 SATIN STAINLESS STEEL (ANSI/BHMA 630 - USD32D)

PVD ON REQUEST

- .83 BLACK SATIN
- Colours on demand, minimum lot to be agreed.
Screws and grub screws not pvd

STAINLESS STEEL POWDERCOATED ON REQUEST

- .40 BLACK RAL 9005 - TO MATCH WITH PBA BLACK ALUMINIUM
- .31 WHITE RAL 9010
- .32 GREY
- .38 CHAMPAGNE
- .39 BRONZE - TO MATCH WITH PBA BRONZE ALUMINIUM
- .41 SILVER

- .99 COLOURS ON REQUEST TO MATCH ANY RAL #
(screws, grub screws and plastic parts not powdercoated)
available on request depending on quantities

- ◆ . 1 LEFT HAND (LH)
- . 2 RIGHT HAND (RH)

AVAILABLE LOCKS page 408

MORTISE CYLINDERS NOT INCLUDED SEE PAGE 406 FOR COMPATIBLE MODELS

STANDARD FACEPLATE SATIN STAINLESS STEEL.
BLACK AND BRONZE AVAILABLE ON REQUEST

SPINDLE DEPTH, LEVERS POSITION ON THE LOCKSET AND FIXING
(SINGLE OR BACK TO BACK) MUST BE SPECIFIED ORDERING - see page 409

HANDLE WITH LATCH
WOOD OR HM DOORS



TITLE 24

ITEM BACKSET FUNCTION

2MM.28B.SA70 . xx	70 mm 2 3/4"	PASSAGE	
2MM.28B.SA60 . xx	60 mm 2 3/8"		
latch included			
with return spring			

2MM.28B.SB70 . xx	70 mm 2 3/4"	PRIVACY	
2MM.28B.SB60 . xx	60 mm 2 3/8"		
latch included			
with return spring			

2MM.28B.MA70 . xx	70 mm 2 3/4"	PASSAGE WITH MAGNETIC BOLT	
2MM.28B.MA60 . xx	60 mm 2 3/8"		
latch included			
with return spring			

2MM.28B.MB70 . xx	70 mm 2 3/4"	PRIVACY WITH MAGNETIC BOLT	
2MM.28B.MB60 . xx	60 mm 2 3/8"		
latch included			
with return spring			

.XX = FINISH CODE

- STAINLESS STEEL**
 .43 BRIGHT STAINLESS STEEL (ANSI/BHMA 629 - USD32)
 .44 SATIN STAINLESS STEEL (ANSI/BHMA 630 - USD32D)

- PVD ON REQUEST**
 .83 BLACK SATIN
 Colours on demand, minimum lot to be agreed.
 Screws and grub screws not pvd

- STAINLESS STEEL POWDERCOATED ON REQUEST**
 .40 BLACK RAL 9005 - TO MATCH WITH PBA BLACK ALUMINIUM
 .31 WHITE RAL 9010
 .32 GREY
 .38 CHAMPAGNE
 .39 BRONZE - TO MATCH WITH PBA BRONZE ALUMINIUM
 .41 SILVER

- .99 COLOURS ON REQUEST TO MATCH ANY RAL #
 (screws, grub screws and plastic parts non powdercoated)
 available on request depending on quantities

HANDLE DUMMY
WOOD OR HM DOORS



TITLE 24

ITEM

2MM.28B.0D06 . xx	SINGLE	
2MM.28B.C0D6 . xx	PAIR	
dummy		
without return spring		

2MM.28B.0D05 . xx	SINGLE	
2MM.28B.C0D5 . xx	PAIR	
dummy		
without return spring		



ITEM

2MM.030.xxxx.xx

MATERIALS, FINISHING AND DETAILS

.XX = FINISH CODE

STAINLESS STEEL

- .43 SATIN STAINLESS STEEL (ANSI/BHMA 630 - USD32D)
- .44 BRIGHT STAINLESS STEEL (ANSI/BHMA 629 - USD32)

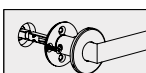
STAINLESS STEEL POWDERCOATED

- .40 BLACK RAL 9005 - TO MATCH WITH PBA BLACK ALUMINIUM
- .31 WHITE RAL 9010
- .32 GREY
- .38 CHAMPAGNE
- .39 BRONZE - TO MATCH WITH PBA BRONZE ALUMINIUM
- .41 SILVER
- .99 COLOURS ON REQUEST TO MATCH ANY RAL #
(screws, grub screws and plastic parts non powdercoated).
Available on request depending on quantities.

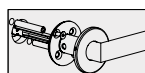
PVD ON SELECTED ITEMS

- .83 BLACK SATIN
Colours on demand, minimum lot to be agreed.
Screws and grub screws not pvd.

HANDLES FIXING TO SPECIFY BEFORE ORDER



SINGLE FIXING



BACK TO BACK FIXING

HANDLE FOR MORTISE
WOOD OR HM DOORS

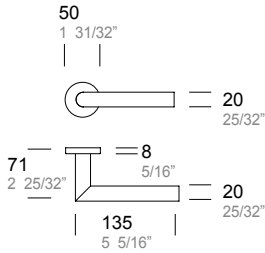


ITEM

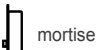
2MM.030.0UT8 . xx



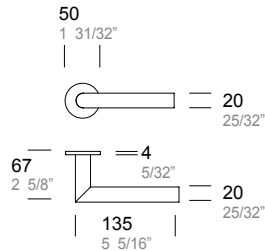
with return spring



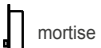
2MM.030.00T4 . xx



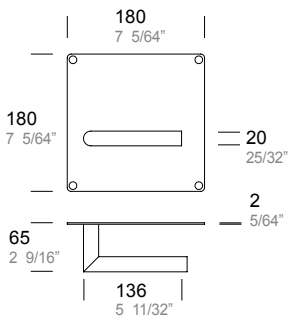
without return spring



2MM.030.0Uxx . xx



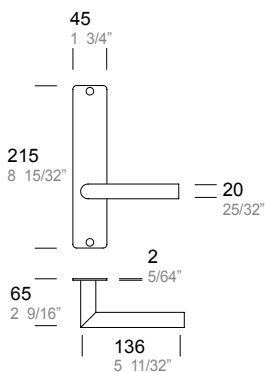
without return spring



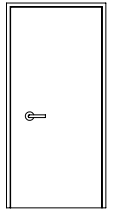

2MM.030.0Uxx . xx



without return spring



LOCK
WOOD OR HM DOORS



FUNCTION

BACKSET

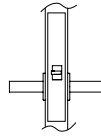
HOW TO ORDER

PASSAGE
ANSI F01

2 1/2"
2 3/4"

2MM.LCK.0A00 . xx + ONLY LOCK

2MM.030.0xTx . xx



+ 2MM.030.0Uxx . xx

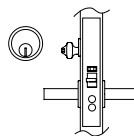
+ 2MM.030.0Uxx . xx

OFFICE/CORRIDOR
ANSI F04

2 1/2"
2 3/4"

2MM.LCK.0F00 . xx + ONLY LOCK

2MM.030.0xTx . xx



+ 2MM.030.0Uxx . xx

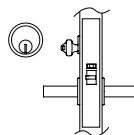
+ 2MM.030.0Uxx . xx

CLASSROOM
ANSI F05

2 1/2"
2 3/4"

2MM.LCK.0G00 . xx + ONLY LOCK

2MM.030.0xTx . xx



+ 2MM.030.0Uxx . xx

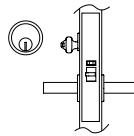
+ 2MM.030.0Uxx . xx

STOREROOM
ANSI F07

2 1/2"
2 3/4"

2MM.LCK.0P00 . xx + ONLY LOCK

2MM.030.0xTx . xx



+ 2MM.030.0Uxx . xx

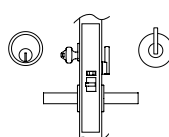
+ 2MM.030.0Uxx . xx

OFFICE/ENTRY
ANSI F04 + F13

2 1/2"
2 3/4"

2MM.LCK.0I00 . xx + ONLY LOCK

2MM.030.0xTx . xx
 Add thumbturns page 266



+ 2MM.030.0Uxx . xx
 Add thumbturns page 266

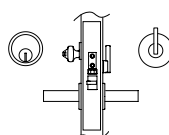
+ YOD.030.0Uxx . xx
 Add thumbturns page 266

DORMITORY
ANSI F13

2 1/2"
2 3/4"

2MM.LCK.0E00 . xx + ONLY LOCK

2MM.030.0xTx . xx
 Add thumbturns page 266



+ 2MM.030.0Uxx . xx
 Add thumbturns page 266

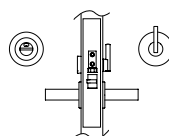
+ 2MM.030.0Uxx . xx
 Add thumbturns page 266

PRIVACY
ANSI F19

2 1/2"
2 3/4"

2MM.LCK.0M00 . xx + ONLY LOCK

2MM.030.0xTx . xx
 Add thumbturns page 266



+ 2MM.030.0Uxx . xx
 Add thumbturns page 266

+ 2MM.030.0Uxx . xx
 Add thumbturns page 266

.XX = FINISH CODE

- .43 STAINLESS STEEL
- .43 BRIGHT STAINLESS STEEL (ANSI/BHMA 629 - USD32)
- .44 SATIN STAINLESS STEEL (ANSI/BHMA 630 - USD32D)

PVD ON REQUEST

- .83 BLACK SATIN
- Colours on demand, minimum lot to be agreed.
- Screws and grub screws not pvd

- .40 STAINLESS STEEL POWDERCOATED ON REQUEST
- .40 BLACK RAL 9005 - TO MATCH WITH PBA BLACK ALUMINIUM
- .31 WHITE RAL 9010
- .32 GREY
- .38 CHAMPAGNE
- .39 BRONZE - TO MATCH WITH PBA BRONZE ALUMINIUM
- .41 SILVER

- .99 COLOURS ON REQUEST TO MATCH ANY RAL #
- (screws, grub screws and plastic parts non powdercoated)
- available on request depending on quantities

AVAILABLE LOCKS page 406

MORTISE CYLINDERS NOT INCLUDED SEE PAGE 406 FOR COMPATIBLE MODELS

STANDARD FACEPLATE SATIN STAINLESS STEEL.

BLACK AND BRONZE AVAILABLE ON REQUEST

SPINDLE DEPTH, LEVERS POSITION ON THE LOCKSET AND FIXING (SINGLE OR BACK TO BACK) MUST BE SPECIFIED ORDERING - see page 407

HANDLE FOR MORTISE

GLASS DOORS WITH ALUMINIUM PROFILE OR WOOD AND HM DOORS



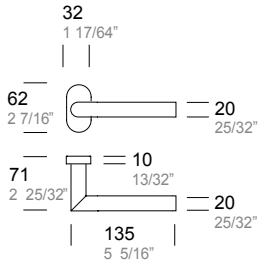
ITEM

2MM.030.0008 . xx



mortise

with return spring

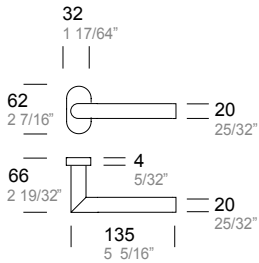


2MM.030.0004 . xx



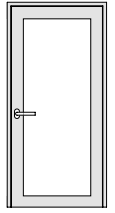

mortise

without return spring



NARROW BACKSET LOCK

GLASS DOORS WITH ALUMINIUM PROFILE OR WOOD AND HM DOORS



FUNCTION

BACKSET

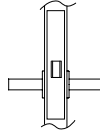
HOW TO ORDER

PASSAGE
ANSI F01

1 1/8"

2MM.LCF.0A00.00. x ONLY LOCK

+ **2MM.030.0008 . xx**
2MM.030.0004 . xx

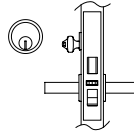


OFFICE/CORRIDOR
ANSI F04

1 1/8"

2MM.LCF.0F00.00. x ONLY LOCK

+ **2MM.030.0008 . xx**
2MM.030.0004 . xx



.XX = FINISH CODE

STAINLESS STEEL

- .43 BRIGHT STAINLESS STEEL (ANSI/BHMA 629 - USD32)
- .44 SATIN STAINLESS STEEL (ANSI/BHMA 630 - USD32D)

PVD ON REQUEST

- .83 BLACK SATIN
- Colours on demand, minimum lot to be agreed.
- Screws and grub screws not pvd

STAINLESS STEEL POWDERCOATED ON REQUEST

- .40 BLACK RAL 9005 - TO MATCH WITH PBA BLACK ALUMINIUM
- .31 WHITE RAL 9010
- .32 GREY
- .38 CHAMPAGNE
- .39 BRONZE - TO MATCH WITH PBA BRONZE ALUMINIUM
- .41 SILVER

- .99 COLOURS ON REQUEST TO MATCH ANY RAL #
(screws, grub screws and plastic parts not powdercoated)
available on request depending on quantities

- ◆ . 1 LEFT HAND (LH)
- . 2 RIGHT HAND (RH)

AVAILABLE LOCKS page 408

MORTISE CYLINDERS NOT INCLUDED SEE PAGE 406 FOR COMPATIBLE MODELS

STANDARD FACEPLATE SATIN STAINLESS STEEL.
BLACK AND BRONZE AVAILABLE ON REQUEST

SPINDLE DEPTH, LEVERS POSITION ON THE LOCKSET AND FIXING
(SINGLE OR BACK TO BACK) MUST BE SPECIFIED ORDERING - see page 409

HANDLE WITH LATCH
WOOD OR HM DOORS



ITEM BACKSET FUNCTION

2MM.030.SA70 . xx	70 mm 2 3/4"	PASSAGE	
2MM.030.SA60 . xx	60 mm 2 3/8"		
latch included			
with return spring			

2MM.030.SB70 . xx	70 mm 2 3/4"	PRIVACY	
2MM.030.SB60 . xx	60 mm 2 3/8"		
latch included			
with return spring			

2MM.030.MA70 . xx	70 mm 2 3/4"	PASSAGE WITH MAGNETIC BOLT	
2MM.030.MA60 . xx	60 mm 2 3/8"		
latch included			
with return spring			

2MM.030.MB70 . xx	70 mm 2 3/4"	PRIVACY WITH MAGNETIC BOLT	
2MM.030.MB60 . xx	60 mm 2 3/8"		
latch included			
with return spring			

.XX = FINISH CODE

- STAINLESS STEEL**
.43 BRIGHT STAINLESS STEEL (ANSI/BHMA 629 - USD32)
.44 SATIN STAINLESS STEEL (ANSI/BHMA 630 - USD32D)

- PVD ON REQUEST**
.83 BLACK SATIN
Colours on demand, minimum lot to be agreed.
Screws and grub screws not pvd

- STAINLESS STEEL POWDERCOATED ON REQUEST**
.40 BLACK RAL 9005 - TO MATCH WITH PBA BLACK ALUMINIUM
.31 WHITE RAL 9010
.32 GREY
.38 CHAMPAGNE
.39 BRONZE - TO MATCH WITH PBA BRONZE ALUMINIUM
.41 SILVER

- .99 COLOURS ON REQUEST TO MATCH ANY RAL #
(screws, grub screws and plastic parts not powdercoated)
available on request depending on quantities

HANDLE DUMMY
WOOD OR HM DOORS



ITEM

2MM.030.0D06 . xx	SINGLE	
2MM.030.C0D6 . xx	PAIR	
dummy		
without return spring		

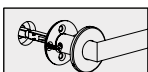
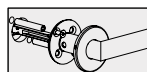
2MM.030.0D05 . xx	SINGLE	
2MM.030.C0D5 . xx	PAIR	
dummy		
without return spring		

**ITEM****2MM.030.xxxx.45**

MATERIALS, FINISHING AND DETAILS

FINISH CODE**STAINLESS STEEL****.45 SATIN STAINLESS STEEL (ANSI/BHMA 630 - USD32D) + BRIGHT STAINLESS STEEL (ANSI/BHMA 629 - USD32)**

HANDLES FIXING TO SPECIFY BEFORE ORDER

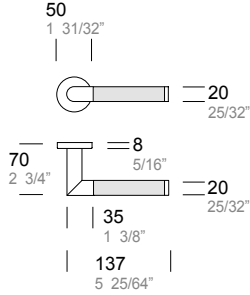
**SINGLE FIXING****BACK TO BACK FIXING**

HANDLE FOR MORTISE
WOOD OR HM DOORS



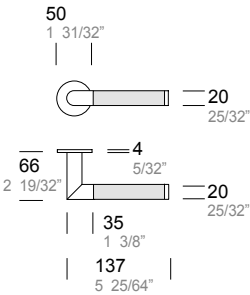
ITEM

2MM.030.0UT8.45



- mortise
- with return spring


2MM.030.00T4.45



- mortise
- without return spring

- SATIN STAINLESS STEEL
- BRIGHT STAINLESS STEEL

LOCK
WOOD OR HM DOORS



FUNCTION

BACKSET

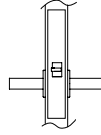
HOW TO ORDER

PASSAGE
ANSI F01

2 1/2"
2 3/4"

2MM.LCK.0A00 . xx + **ONLY LOCK**

2MM.030.0xTx.45

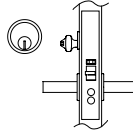


OFFICE/CORRIDOR
ANSI F04

2 1/2"
2 3/4"

2MM.LCK.0F00 . xx + **ONLY LOCK**

2MM.030.0xTx.45

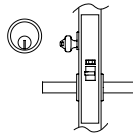


CLASSROOM
ANSI F05

2 1/2"
2 3/4"

2MM.LCK.0G00 . xx + **ONLY LOCK**

2MM.030.0xTx.45

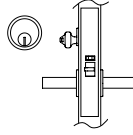


STOREROOM
ANSI F07

2 1/2"
2 3/4"

2MM.LCK.0P00 . xx + **ONLY LOCK**

2MM.030.0xTx.45

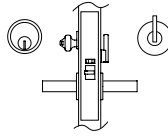


OFFICE/ENTRY
ANSI F04 + F13

2 1/2"
2 3/4"

2MM.LCK.0I00 . xx + **ONLY LOCK**

2MM.030.0xTx.45
 Add thumbturns page 266

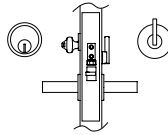


DORMITORY
ANSI F13

2 1/2"
2 3/4"

2MM.LCK.0E00 . xx + **ONLY LOCK**

2MM.030.0xTx.45
 Add thumbturns page 266

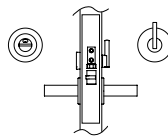


PRIVACY
ANSI F19

2 1/2"
2 3/4"

2MM.LCK.0M00 . xx + **ONLY LOCK**

2MM.030.0xTx.45
 Add thumbturns page 266



FINISH CODE

.45 STAINLESS STEEL
BRIGHT STAINLESS STEEL (ANSI/BHMA 629 - USD32) + SATIN STAINLESS STEEL (ANSI/BHMA 630 - USD32D)

AVAILABLE LOCKS page 406

MORTISE CYLINDERS NOT INCLUDED SEE PAGE 406 FOR COMPATIBLE MODELS

STANDARD FACEPLATE SATIN STAINLESS STEEL.
BLACK AND BRONZE AVAILABLE ON REQUEST

SPINDLE DEPTH, LEVERS POSITION ON THE LOCKSET AND FIXING
(SINGLE OR BACK TO BACK) MUST BE SPECIFIED ORDERING - see page 407

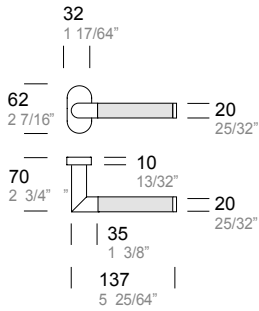
HANDLE FOR MORTISE

GLASS DOORS WITH ALUMINIUM PROFILE OR WOOD AND HM DOORS



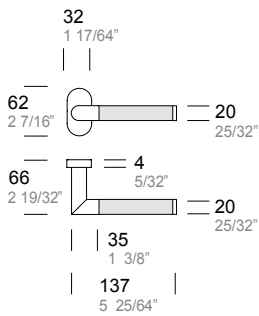
ITEM

2MM.030.0008.45



- mortise
- with return spring

2MM.030.0004.45

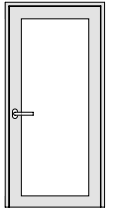


- mortise
- without return spring

- SATIN STAINLESS STEEL
- BRIGHT STAINLESS STEEL

NARROW BACKSET LOCK

GLASS DOORS WITH ALUMINIUM PROFILE OR WOOD AND HM DOORS



FUNCTION

BACKSET

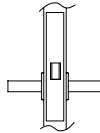
HOW TO ORDER

PASSAGE
ANSI F01

1 1/8"

2MM.LCF.0A00.00. x + ONLY LOCK

2MM.030.0008.45
 2MM.030.0004.45

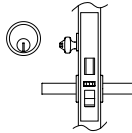


OFFICE/CORRIDOR
ANSI F04

1 1/8"

2MM.LCF.0F00.00. x + ONLY LOCK

2MM.030.0008.45
 2MM.030.0004.45



FINISH CODE

.45 STAINLESS STEEL
BRIGHT STAINLESS STEEL (ANSI/BHMA 629 - USD32) + SATIN STAINLESS STEEL (ANSI/BHMA 630 - USD32D)

- ◆ . 1 LEFT HAND (LH)
- . 2 RIGHT HAND (RH)

AVAILABLE LOCKS page 408

MORTISE CYLINDERS NOT INCLUDED SEE PAGE 406 FOR COMPATIBLE MODELS

STANDARD FACEPLATE SATIN STAINLESS STEEL.
BLACK AND BRONZE AVAILABLE ON REQUEST

SPINDLE DEPTH, LEVERS POSITION ON THE LOCKSET AND FIXING
(SINGLE OR BACK TO BACK) MUST BE SPECIFIED ORDERING - see page 409



**HEAVY
U S E**



ITEM

2MM.30S.xxxx.xx







MATERIALS, FINISHING AND DETAILS

.XX = FINISH CODE

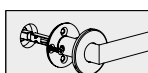
STAINLESS STEEL

- .43 SATIN STAINLESS STEEL (ANSI/BHMA 630 - USD32D) 
- .44 BRIGHT STAINLESS STEEL (ANSI/BHMA 629 - USD32) 

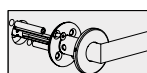
STAINLESS STEEL POWDERCOATED

- .40 BLACK RAL 9005 - TO MATCH WITH PBA BLACK ALUMINIUM 
- .31 WHITE RAL 9010 
- .32 GREY 
- .38 CHAMPAGNE 
- .39 BRONZE - TO MATCH WITH PBA BRONZE ALUMINIUM 
- .41 SILVER 
- .99 COLOURS ON REQUEST TO MATCH ANY RAL #
(screws, grub screws and plastic parts non powdercoated).
Available on request depending on quantities.

HANDLES FIXING TO SPECIFY BEFORE ORDER



SINGLE FIXING



BACK TO BACK FIXING

HANDLE FOR MORTISE
WOOD OR HM DOORS



**HEAVY
U S E**

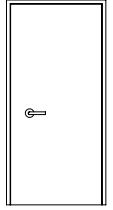
LOCK
WOOD OR HM DOORS



+



**HEAVY
U S E**

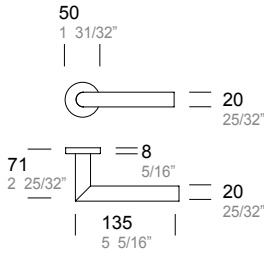


ITEM

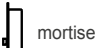
2MM.30S.0UT8 . xx



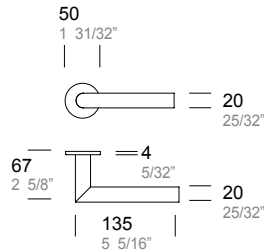
with return spring



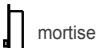
2MM.30S.00T4 . xx



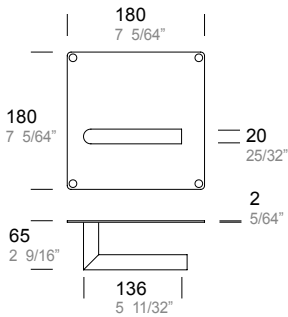
without return spring



2MM.30S.0Uxx . xx



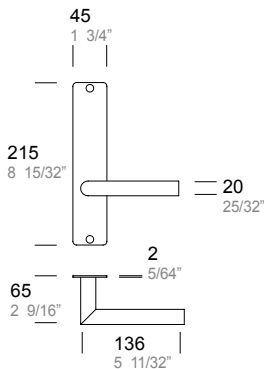
without return spring



2MM.30S.0Uxx . xx



without return spring



FUNCTION

BACKSET

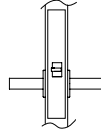
HOW TO ORDER

PASSAGE
ANSI F01

2 1/2"
2 3/4"

2MM.LCK.0A00 . xx + **ONLY LOCK**

+ **2MM.30S.0xTx . xx**



+ **2MM.30S.0Uxx . xx**

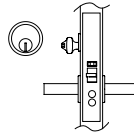
+ **2MM.30S.0Uxx . xx**

OFFICE/CORRIDOR
ANSI F04

2 1/2"
2 3/4"

2MM.LCK.0F00 . xx + **ONLY LOCK**

+ **2MM.30S.0xTx . xx**



+ **2MM.30S.0Uxx . xx**

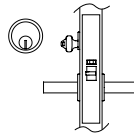
+ **2MM.30S.0Uxx . xx**

CLASSROOM
ANSI F05

2 1/2"
2 3/4"

2MM.LCK.0G00 . xx + **ONLY LOCK**

+ **2MM.30S.0xTx . xx**



+ **2MM.30S.0Uxx . xx**

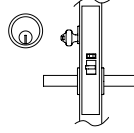
+ **2MM.30S.0Uxx . xx**

STOREROOM
ANSI F07

2 1/2"
2 3/4"

2MM.LCK.0P00 . xx + **ONLY LOCK**

+ **2MM.30S.0xTx . xx**



+ **2MM.30S.0Uxx . xx**

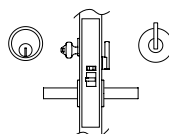
+ **2MM.30S.0Uxx . xx**

OFFICE/ENTRY
ANSI F04 + F13

2 1/2"
2 3/4"

2MM.LCK.0I00 . xx + **ONLY LOCK**

+ **2MM.30S.0xTx . xx**
⊕ Add thumbturns page 266



+ **2MM.30S.0Uxx . xx . x**
⊕ Add thumbturns page 266

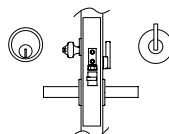
+ **2MM.30S.0Uxx . xx . x**
⊕ Add thumbturns page 266

DORMITORY
ANSI F13

2 1/2"
2 3/4"

2MM.LCK.0E00 . xx + **ONLY LOCK**

+ **2MM.30S.0xTx . xx**
⊕ Add thumbturns page 266



+ **2MM.30S.0Uxx . xx**
⊕ Add thumbturns page 266

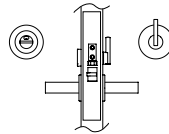
+ **2MM.30S.0Uxx . xx**
⊕ Add thumbturns page 266

PRIVACY
ANSI F19

2 1/2"
2 3/4"

2MM.LCK.0M00 . xx + **ONLY LOCK**

+ **2MM.30S.0xTx . xx**
⊕ Add thumbturns page 266



+ **2MM.30S.0Uxx . xx**
⊕ Add thumbturns page 266

+ **2MM.30S.0Uxx . xx**
⊕ Add thumbturns page 266

.XX = FINISH CODE

STAINLESS STEEL
.43 BRIGHT STAINLESS STEEL (ANSI/BHMA 629 - USD32)
.44 SATIN STAINLESS STEEL (ANSI/BHMA 630 - USD32D)

STAINLESS STEEL POWDERCOATED ON REQUEST
.40 BLACK RAL 9005 - TO MATCH WITH PBA BLACK ALUMINIUM
.31 WHITE RAL 9010
.32 GREY
.38 CHAMPAGNE
.39 BRONZE - TO MATCH WITH PBA BRONZE ALUMINIUM
.41 SILVER

.99 COLOURS ON REQUEST TO MATCH ANY RAL #
(screws, grub screws and plastic parts non powdercoated)
available on request depending on quantities

AVAILABLE LOCKS page 406


MORTISE CYLINDERS NOT INCLUDED SEE PAGE 406 FOR COMPATIBLE MODELS

STANDARD FACEPLATE SATIN STAINLESS STEEL.
BLACK AND BRONZE AVAILABLE ON REQUEST

SPINDLE DEPTH, LEVERS POSITION ON THE LOCKSET AND FIXING
(SINGLE OR BACK TO BACK) MUST BE SPECIFIED ORDERING - see page 407

HANDLE FOR MORTISE

GLASS DOORS WITH ALUMINIUM PROFILE OR WOOD AND HM DOORS



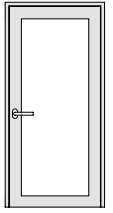
**HEAVY
U S E**

NARROW BACKSET LOCK

GLASS DOORS WITH ALUMINIUM PROFILE OR WOOD AND HM DOORS



**HEAVY
U S E**

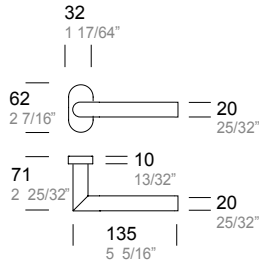


ITEM

2MM.30S.0008 . xx



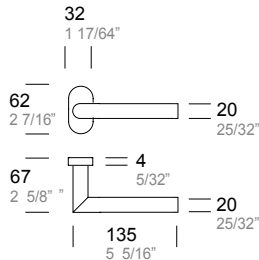
with return spring



2MM.30S.0004 . xx



without return spring



FUNCTION

BACKSET

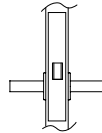
HOW TO ORDER

PASSAGE
ANSI F01

1 1/8"

2MM.LCF.0A00.00. x + ONLY LOCK

+ **2MM.30S.0008 . xx**
2MM.30S.0004 . xx

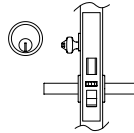


OFFICE/CORRIDOR
ANSI F04

1 1/8"

2MM.LCF.0F00.00. x + ONLY LOCK

+ **2MM.30S.0008 . xx**
2MM.30S.0004 . xx



.XX = FINISH CODE

- STAINLESS STEEL**
- .43 BRIGHT STAINLESS STEEL (ANSI/BHMA 629 - USD32)
 - .44 SATIN STAINLESS STEEL (ANSI/BHMA 630 - USD32D)

- STAINLESS STEEL POWDERCOATED ON REQUEST**
- .40 BLACK RAL 9005 - TO MATCH WITH PBA BLACK ALUMINIUM
 - .31 WHITE RAL 9010
 - .32 GREY
 - .38 CHAMPAGNE
 - .39 BRONZE - TO MATCH WITH PBA BRONZE ALUMINIUM
 - .41 SILVER

- .99 COLOURS ON REQUEST TO MATCH ANY RAL #
(screws, grub screws and plastic parts non powdercoated)
available on request depending on quantities

- ◆ . 1 LEFT HAND (LH)
- . 2 RIGHT HAND (RH)

AVAILABLE LOCKS page 408

MORTISE CYLINDERS NOT INCLUDED SEE PAGE 406 FOR COMPATIBLE MODELS

STANDARD FACEPLATE SATIN STAINLESS STEEL.
BLACK AND BRONZE AVAILABLE ON REQUEST

SPINDLE DEPTH, LEVERS POSITION ON THE LOCKSET AND FIXING
(SINGLE OR BACK TO BACK) MUST BE SPECIFIED ORDERING - see page 409



TITLE 24



ITEM

2MM.30B.xxxx.xx







MATERIALS, FINISHING AND DETAILS

.XX = FINISH CODE

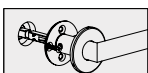
STAINLESS STEEL

- .43 SATIN STAINLESS STEEL (ANSI/BHMA 630 - USD32D) 
- .44 BRIGHT STAINLESS STEEL (ANSI/BHMA 629 - USD32) 

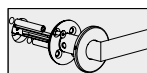
STAINLESS STEEL POWDERCOATED

- .40 BLACK RAL 9005 - TO MATCH WITH PBA BLACK ALUMINIUM 
- .31 WHITE RAL 9010 
- .32 GREY 
- .38 CHAMPAGNE 
- .39 BRONZE - TO MATCH WITH PBA BRONZE ALUMINIUM 
- .41 SILVER 
- .99 COLOURS ON REQUEST TO MATCH ANY RAL #
(screws, grub screws and plastic parts non powdercoated).
Available on request depending on quantities.

HANDLES FIXING TO SPECIFY BEFORE ORDER



SINGLE FIXING



BACK TO BACK FIXING

HANDLE FOR MORTISE
WOOD OR HM DOORS

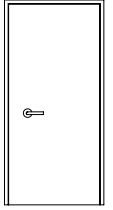


TITLE 24

LOCK
WOOD OR HM DOORS





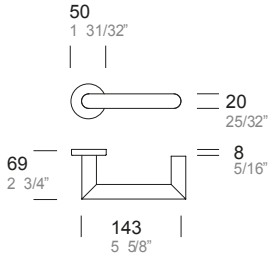
TITLE 24





ITEM

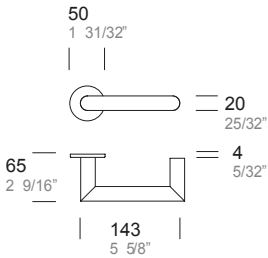
2MM.30B.0UT8 . xx

-  mortise
-  with return spring



2MM.30B.00T4 . xx

-  mortise
-  without return spring



FUNCTION

BACKSET

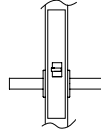
HOW TO ORDER

PASSAGE
ANSI F01

2 1/2"
2 3/4"

 **2MM.LCK.0A00 . xx** +  **ONLY LOCK**

2MM.30B.0xTx . xx

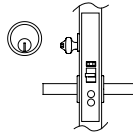


OFFICE/CORRIDOR
ANSI F04

2 1/2"
2 3/4"

 **2MM.LCK.0F00 . xx** +  **ONLY LOCK**

2MM.30B.0xTx . xx

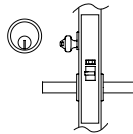


CLASSROOM
ANSI F05

2 1/2"
2 3/4"

 **2MM.LCK.0G00 . xx** +  **ONLY LOCK**

2MM.30B.0xTx . xx

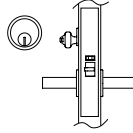


STOREROOM
ANSI F07

2 1/2"
2 3/4"

 **2MM.LCK.0P00 . xx** +  **ONLY LOCK**

2MM.30B.0xTx . xx

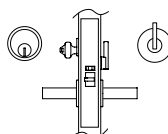


OFFICE/ENTRY
ANSI F04 + F13

2 1/2"
2 3/4"

 **2MM.LCK.0I00 . xx** +  **ONLY LOCK**

2MM.30B.0xTx . xx
 Add thumbturns page 266

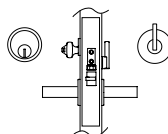


DORMITORY
ANSI F13

2 1/2"
2 3/4"

 **2MM.LCK.0E00 . xx** +  **ONLY LOCK**

2MM.30B.0xTx . xx
 Add thumbturns page 266

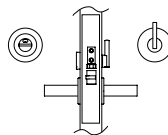


PRIVACY
ANSI F19

2 1/2"
2 3/4"

 **2MM.LCK.0M00 . xx** +  **ONLY LOCK**

2MM.30B.0xTx . xx
 Add thumbturns page 266



.XX = FINISH CODE

- STAINLESS STEEL**
- .43 BRIGHT STAINLESS STEEL (ANSI/BHMA 629 - USD32)
- .44 SATIN STAINLESS STEEL (ANSI/BHMA 630 - USD32D)

- STAINLESS STEEL POWDERCOATED ON REQUEST**
- .40 BLACK RAL 9005 - TO MATCH WITH PBA BLACK ALUMINIUM
- .31 WHITE RAL 9010
- .32 GREY
- .38 CHAMPAGNE
- .39 BRONZE - TO MATCH WITH PBA BRONZE ALUMINIUM
- .41 SILVER

- .99 COLOURS ON REQUEST TO MATCH ANY RAL #
(screws, grub screws and plastic parts non powdercoated)
available on request depending on quantities

AVAILABLE LOCKS page 406

MORTISE CYLINDERS NOT INCLUDED SEE PAGE 406 FOR COMPATIBLE MODELS

STANDARD FACEPLATE SATIN STAINLESS STEEL.
BLACK AND BRONZE AVAILABLE ON REQUEST

SPINDLE DEPTH, LEVERS POSITION ON THE LOCKSET AND FIXING
(SINGLE OR BACK TO BACK) MUST BE SPECIFIED ORDERING - see page 407



ITEM

2MM.170.xxxx.xx

MATERIALS, FINISHING AND DETAILS

.XX = FINISH CODE

STAINLESS STEEL

- .43 SATIN STAINLESS STEEL (ANSI/BHMA 630 - USD32D)
- .44 BRIGHT STAINLESS STEEL (ANSI/BHMA 629 - USD32)

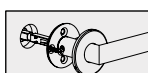
STAINLESS STEEL POWDERCOATED

- .40 BLACK RAL 9005 - TO MATCH WITH PBA BLACK ALUMINIUM
- .31 WHITE RAL 9010
- .32 GREY
- .38 CHAMPAGNE
- .39 BRONZE - TO MATCH WITH PBA BRONZE ALUMINIUM
- .41 SILVER
- .99 COLOURS ON REQUEST TO MATCH ANY RAL #
(screws, grub screws and plastic parts non powdercoated).
Available on request depending on quantities.

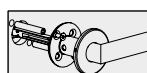
PVD ON SELECTED ITEMS

- .83 BLACK SATIN
Colours on demand, minimum lot to be agreed.
Screws and grub screws not pvd.

HANDLES FIXING TO SPECIFY BEFORE ORDER



SINGLE FIXING



BACK TO BACK FIXING

HANDLE WITH LATCH
WOOD OR HM DOORS



PLUS-DESIGN ECDM

ITEM BACKSET FUNCTION

2MM.170.SA70 . xx	70 mm 2 3/4"	PASSAGE	
2MM.170.SA60 . xx	60 mm 2 3/8"		
latch included			
with return spring			

2MM.170.SB70 . xx	70 mm 2 3/4"	PRIVACY	
2MM.170.SB60 . xx	60 mm 2 3/8"		
latch included			
with return spring			

2MM.170.MA70 . xx	70 mm 2 3/4"	PASSAGE WITH MAGNETIC BOLT	
2MM.170.MA60 . xx	60 mm 2 3/8"		
latch included			
with return spring			

2MM.170.MB70 . xx	70 mm 2 3/4"	PRIVACY WITH MAGNETIC BOLT	
2MM.170.MB60 . xx	60 mm 2 3/8"		
latch included			
with return spring			

.XX = FINISH CODE

- STAINLESS STEEL**
- .43 BRIGHT STAINLESS STEEL (ANSI/BHMA 629 - USD32)
 - .44 SATIN STAINLESS STEEL (ANSI/BHMA 630 - USD32D)
- PVD ON REQUEST**
- .83 BLACK SATIN
- Colours on demand, minimum lot to be agreed.
Screws and grub screws not pvd

- STAINLESS STEEL POWDERCOATED ON REQUEST**
- .40 BLACK RAL 9005 - TO MATCH WITH PBA BLACK ALUMINIUM
 - .31 WHITE RAL 9010
 - .32 GREY
 - .38 CHAMPAGNE
 - .39 BRONZE - TO MATCH WITH PBA BRONZE ALUMINIUM
 - .41 SILVER
- .99 COLOURS ON REQUEST TO MATCH ANY RAL #
(screws, grub screws and plastic parts non powdercoated)
available on request depending on quantities

HANDLE DUMMY
WOOD OR HM DOORS



ITEM

2MM.170.0D06 . xx	SINGLE	
2MM.170.C0D6 . xx	PAIR	
dummy		
without return spring		

2MM.170.0D05 . xx	SINGLE	
2MM.170.C0D5 . xx	PAIR	
dummy		
without return spring		

LATCH DETAILS
page 411



ITEM

2MM.171.xxxx.xx

MATERIALS, FINISHING AND DETAILS

.XX = FINISH CODE

STAINLESS STEEL

- .43 SATIN STAINLESS STEEL (ANSI/BHMA 630 - USD32D)
- .44 BRIGHT STAINLESS STEEL (ANSI/BHMA 629 - USD32)

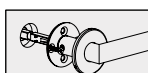
STAINLESS STEEL POWDERCOATED

- .40 BLACK RAL 9005 - TO MATCH WITH PBA BLACK ALUMINIUM
- .31 WHITE RAL 9010
- .32 GREY
- .38 CHAMPAGNE
- .39 BRONZE - TO MATCH WITH PBA BRONZE ALUMINIUM
- .41 SILVER
- .99 COLOURS ON REQUEST TO MATCH ANY RAL #
(screws, grub screws and plastic parts non powdercoated).
Available on request depending on quantities.

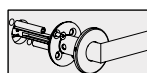
PVD ON SELECTED ITEMS

- .83 BLACK SATIN
Colours on demand, minimum lot to be agreed.
Screws and grub screws not pvd.

HANDLES FIXING TO SPECIFY BEFORE ORDER



SINGLE FIXING



BACK TO BACK FIXING

HANDLE WITH LATCH
WOOD OR HM DOORS



LIM - DESIGN DIMITRI SAUTIER
FOR FRANKLIN AZZI ARCHITECTURE

ITEM BACKSET FUNCTION

2MM.171.SA70 . xx	70 mm 2 3/4"	PASSAGE	
2MM.171.SA60 . xx	60 mm 2 3/8"		
latch included			
with return spring			



2MM.171.SB70 . xx	70 mm 2 3/4"	PRIVACY	
2MM.171.SB60 . xx	60 mm 2 3/8"		
latch included			
with return spring			



2MM.171.MA70 . xx	70 mm 2 3/4"	PASSAGE WITH MAGNETIC BOLT	
2MM.171.MA60 . xx	60 mm 2 3/8"		
latch included			
with return spring			



2MM.171.MB70 . xx	70 mm 2 3/4"	PRIVACY WITH MAGNETIC BOLT	
2MM.171.MB60 . xx	60 mm 2 3/8"		
latch included			
with return spring			



.XX = FINISH CODE

- STAINLESS STEEL**
.43 BRIGHT STAINLESS STEEL (ANSI/BHMA 629 - USD32)
.44 SATIN STAINLESS STEEL (ANSI/BHMA 630 - USD32D)

- PVD ON REQUEST**
.83 BLACK SATIN
Colours on demand, minimum lot to be agreed.
Screws and grub screws not pvd

- STAINLESS STEEL POWDERCOATED ON REQUEST**
.40 BLACK RAL 9005 - TO MATCH WITH PBA BLACK ALUMINIUM
.31 WHITE RAL 9010
.32 GREY
.38 CHAMPAGNE
.39 BRONZE - TO MATCH WITH PBA BRONZE ALUMINIUM
.41 SILVER

- .99 COLOURS ON REQUEST TO MATCH ANY RAL #
(screws, grub screws and plastic parts not powdercoated)
available on request depending on quantities

HANDLE DUMMY
WOOD OR HM DOORS



ITEM

2MM.171.0D06 . xx	SINGLE	
2MM.171.C0D6 . xx	PAIR	
dummy		
without return spring		

2MM.171.0D05 . xx	SINGLE	
2MM.171.C0D5 . xx	PAIR	
dummy		
without return spring		



ITEM

2MM.172.xxxx.xx

MATERIALS, FINISHING AND DETAILS

.XX = FINISH CODE

STAINLESS STEEL

- .43 SATIN STAINLESS STEEL (ANSI/BHMA 630 - USD32D)
- .44 BRIGHT STAINLESS STEEL (ANSI/BHMA 629 - USD32)

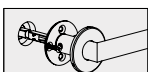
STAINLESS STEEL POWDERCOATED

- .40 BLACK RAL 9005 - TO MATCH WITH PBA BLACK ALUMINIUM
- .31 WHITE RAL 9010
- .32 GREY
- .38 CHAMPAGNE
- .39 BRONZE - TO MATCH WITH PBA BRONZE ALUMINIUM
- .41 SILVER
- .99 COLOURS ON REQUEST TO MATCH ANY RAL #
(screws, grub screws and plastic parts non powdercoated).
Available on request depending on quantities.

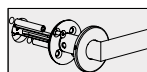
PVD ON SELECTED ITEMS

- .83 BLACK SATIN
Colours on demand, minimum lot to be agreed.
Screws and grub screws not pvd.

HANDLES FIXING TO SPECIFY BEFORE ORDER



SINGLE FIXING



BACK TO BACK FIXING

HANDLE WITH LATCH
WOOD OR HM DOORS



VAGUE - DESIGN ANNE DEMIANS

ITEM BACKSET FUNCTION

2MM.172.SA70 . xx	70 mm 2 3/4"	PASSAGE	
2MM.172.SA60 . xx	60 mm 2 3/8"		

latch included
 with return spring

2MM.172.SB70 . xx	70 mm 2 3/4"	PRIVACY	
2MM.172.SB60 . xx	60 mm 2 3/8"		

latch included
 with return spring

2MM.172.MA70 . xx	70 mm 2 3/4"	PASSAGE WITH MAGNETIC BOLT	
2MM.172.MA60 . xx	60 mm 2 3/8"		

latch included
 with return spring

2MM.172.MB70 . xx	70 mm 2 3/4"	PRIVACY WITH MAGNETIC BOLT	
2MM.172.MB60 . xx	60 mm 2 3/8"		

latch included
 with return spring

.XX = FINISH CODE

- STAINLESS STEEL**
 .43 BRIGHT STAINLESS STEEL (ANSI/BHMA 629 - USD32)
 .44 SATIN STAINLESS STEEL (ANSI/BHMA 630 - USD32D)

- PVD ON REQUEST**
 .83 BLACK SATIN
 Colours on demand, minimum lot to be agreed.
 Screws and grub screws not pvd

- STAINLESS STEEL POWDERCOATED ON REQUEST**
 .40 BLACK RAL 9005 - TO MATCH WITH PBA BLACK ALUMINIUM
 .31 WHITE RAL 9010
 .32 GREY
 .38 CHAMPAGNE
 .39 BRONZE - TO MATCH WITH PBA BRONZE ALUMINIUM
 .41 SILVER

- .99 COLOURS ON REQUEST TO MATCH ANY RAL #
 (screws, grub screws and plastic parts not powdercoated)
 available on request depending on quantities

HANDLE DUMMY
WOOD OR HM DOORS



ITEM

2MM.172.0D06 . xx	SINGLE	
2MM.172.C0D6 . xx	PAIR	

dummy
 without return spring

2MM.172.0D05 . xx	SINGLE	
2MM.172.C0D5 . xx	PAIR	

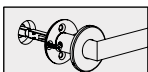
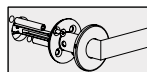
dummy
 without return spring

**ITEM****2AM.030.xxxx.xx**

MATERIALS, FINISHING AND DETAILS

.XX = FINISH CODE**ALUMINIUM****.67 BRONZE****.68 BLACK****.69 SILVER**

HANDLES FIXING TO SPECIFY BEFORE ORDER

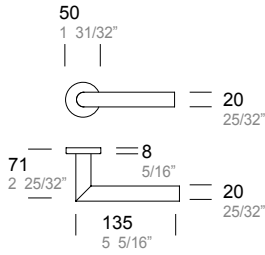
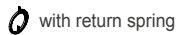
**SINGLE FIXING****BACK TO BACK FIXING**

HANDLE FOR MORTISE
WOOD OR HM DOORS

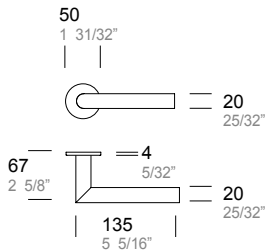
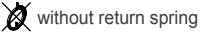
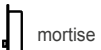


ITEM

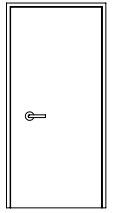
2AM.030.0UT8 . xx



2AM.030.00T4 . xx



LOCK
WOOD OR HM DOORS



FUNCTION

BACKSET

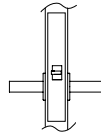
HOW TO ORDER

PASSAGE
ANSI F01

2 1/2"
2 3/4"

2MM.LCK.0A00 . xx + **ONLY LOCK**

2AM.030.0xTx . xx

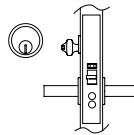


OFFICE/CORRIDOR
ANSI F04

2 1/2"
2 3/4"

2MM.LCK.0F00 . xx + **ONLY LOCK**

2AM.030.0xTx . xx

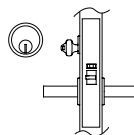


CLASSROOM
ANSI F05

2 1/2"
2 3/4"

2MM.LCK.0G00 . xx + **ONLY LOCK**

2AM.030.0xTx . xx

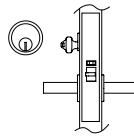


STOREROOM
ANSI F07

2 1/2"
2 3/4"

2MM.LCK.0P00 . xx + **ONLY LOCK**

2AM.030.0xTx . xx

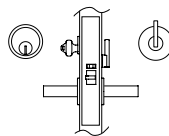


OFFICE/ENTRY
ANSI F04 + F13

2 1/2"
2 3/4"

2MM.LCK.0I00 . xx + **ONLY LOCK**

2AM.030.0xTx . xx
 Add thumbturns page 266

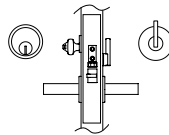


DORMITORY
ANSI F13

2 1/2"
2 3/4"

2MM.LCK.0E00 . xx + **ONLY LOCK**

2AM.030.0xTx . xx
 Add thumbturns page 266

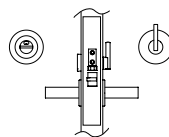


PRIVACY
ANSI F19

2 1/2"
2 3/4"

2MM.LCK.0M00 . xx + **ONLY LOCK**

2AM.030.0xTx . xx
 Add thumbturns page 266



.XX = FINISH CODE

- ALUMINIUM**
- .67 BRONZE
- .68 BLACK
- .69 SILVER

AVAILABLE LOCKS page 406

MORTISE CYLINDERS NOT INCLUDED SEE PAGE 406 FOR COMPATIBLE MODELS

STANDARD FACEPLATE SATIN STAINLESS STEEL.
BLACK AND BRONZE AVAILABLE ON REQUEST

SPINDLE DEPTH, LEVERS POSITION ON THE LOCKSET AND FIXING
(SINGLE OR BACK TO BACK) MUST BE SPECIFIED ORDERING - see page 407



ITEM

2AM.173.xxxx.xx

MATERIALS, FINISHING AND DETAILS

.XX = FINISH CODE

ALUMINIUM

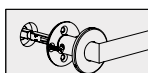
.67 BRONZE

.68 BLACK

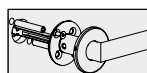
.69 SILVER



HANDLES FIXING TO SPECIFY BEFORE ORDER



SINGLE FIXING



BACK TO BACK FIXING

HANDLE FOR MORTISE
WOOD OR HM DOORS

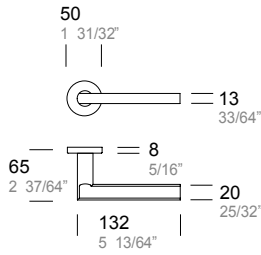


ITEM

2AM.173.0UT8 . xx



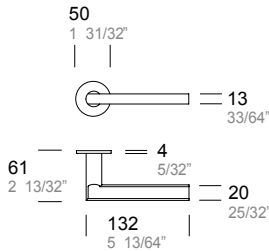
with return spring



2AM.173.00T4 . xx



without return spring



LOCK
WOOD OR HM DOORS



FUNCTION

BACKSET

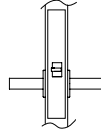
HOW TO ORDER

PASSAGE
ANSI F01

2 1/2"
2 3/4"

2MM.LCK.0A00 . xx + ONLY LOCK

2AM.173.0xTx . xx

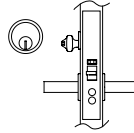


OFFICE/CORRIDOR
ANSI F04

2 1/2"
2 3/4"

2MM.LCK.0F00 . xx + ONLY LOCK

2AM.173.0xTx . xx

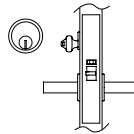


CLASSROOM
ANSI F05

2 1/2"
2 3/4"

2MM.LCK.0G00 . xx + ONLY LOCK

2AM.173.0xTx . xx

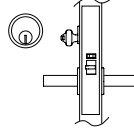


STOREROOM
ANSI F07

2 1/2"
2 3/4"

2MM.LCK.0P00 . xx + ONLY LOCK

2AM.173.0xTx . xx

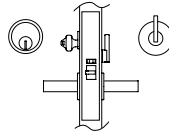


OFFICE/ENTRY
ANSI F04 + F13

2 1/2"
2 3/4"

2MM.LCK.0I00 . xx + ONLY LOCK

2AM.173.0xTx . xx
 Add thumbturns page 266

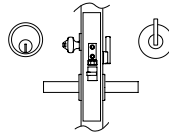


DORMITORY
ANSI F13

2 1/2"
2 3/4"

2MM.LCK.0E00 . xx + ONLY LOCK

2AM.173.0xTx . xx
 Add thumbturns page 266

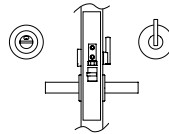


PRIVACY
ANSI F19

2 1/2"
2 3/4"

2MM.LCK.0M00 . xx + ONLY LOCK

2AM.173.0xTx . xx
 Add thumbturns page 266



.XX = FINISH CODE

- .67 ALUMINIUM
- .67 BRONZE
- .68 BLACK
- .69 SILVER

AVAILABLE LOCKS page 406

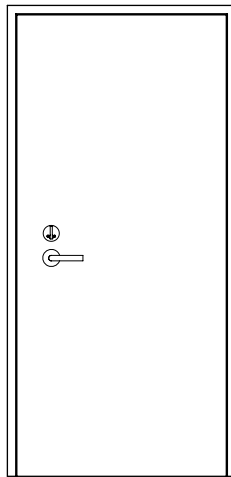
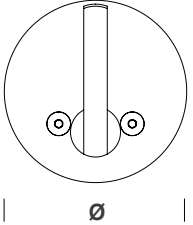
MORTISE CYLINDERS NOT INCLUDED SEE PAGE 406 FOR COMPATIBLE MODELS

STANDARD FACEPLATE SATIN STAINLESS STEEL.
BLACK AND BRONZE AVAILABLE ON REQUEST

SPINDLE DEPTH, LEVERS POSITION ON THE LOCKSET AND FIXING
(SINGLE OR BACK TO BACK) MUST BE SPECIFIED ORDERING - see page 407

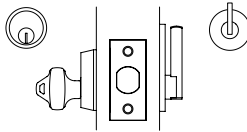
boob



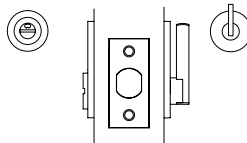



HANDLE NOT INCLUDED

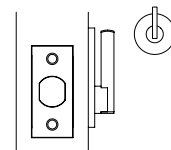
ITEM WITH LATCH	Ø	BACKSET	FUNCTION
2MM.035.0L70. xx	62 mm 2 7/16"	70 mm 2 3/4"	KEY RING / THUMB-TURN
2MM.035.0L60. xx	62 mm 2 7/16"	60 mm 2 3/8"	



* 2MM.035.0H70. xx	62 mm 2 7/16"	70 mm 2 3/4"	PRIVACY INDICATOR WITH EMERGENCY COIN RELEASE / THUMB-TURN
* 2MM.035.0H60. xx	62 mm 2 7/16"	60 mm 2 3/8"	



2MM.035.0B70. xx	62 mm 2 7/16"	70 mm 2 3/4"	THUMB-TURN
2MM.035.0B60. xx	62 mm 2 7/16"	60 mm 2 3/8"	

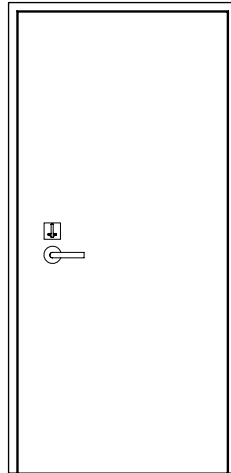
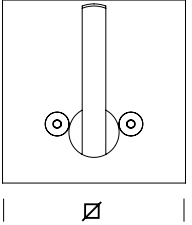



.XX = FINISH CODE

- .43 STAINLESS STEEL
 - .44 BRIGHT STAINLESS STEEL (ANSI/BHMA 629 - USD32)
 - .44 SATIN STAINLESS STEEL (ANSI/BHMA 630 - USD32D)
 - PVD ON REQUEST
 - .83 BLACK SATIN
- Colours on demand, minimum lot to be agreed.
Screws and grub screws not pvd

- .40 STAINLESS STEEL POWDERCOATED ON REQUEST
 - .40 BLACK RAL 9005 - TO MATCH WITH PBA BLACK ALUMINIUM
 - .31 WHITE RAL 9010
 - .32 GREY
 - .38 CHAMPAGNE
 - .39 BRONZE - TO MATCH WITH PBA BRONZE ALUMINIUM
 - .41 SILVER
 - .99 COLOURS ON REQUEST TO MATCH ANY RAL #
- (screws, grub screws and plastic parts non powdercoated)
available on request depending on quantities

* PRIVACY INDICATOR WITH EMERGENCY COIN RELEASE



HANDLE NOT INCLUDED

ITEM WITH LATCH



BACKSET

FUNCTION

2MM.037.0L70. xx

62 mm
2 7/16"

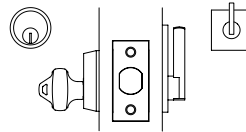

70 mm
2 3/4"

KEY RING / THUMB-TURN

2MM.037.0L60. xx

62 mm
2 7/16"

60 mm
2 3/8"



* 2MM.037.0H70. xx

62 mm
2 7/16"

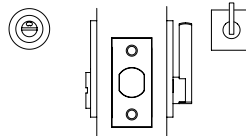

70 mm
2 3/4"

PRIVACY INDICATOR WITH
EMERGENCY COIN RELEASE /
THUMB-TURN

* 2MM.037.0H60. xx

62 mm
2 7/16"

60 mm
2 3/8"



2MM.037.0B70. xx

62 mm
2 7/16"

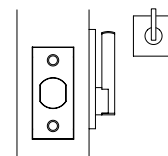

70 mm
2 3/4"

THUMB-TURN

2MM.037.0B60. xx

62 mm
2 7/16"

60 mm
2 3/8"



.XX = FINISH CODE

- .43 STAINLESS STEEL
- .44 BRIGHT STAINLESS STEEL (ANSI/BHMA 629 - USD32)
- .44 SATIN STAINLESS STEEL (ANSI/BHMA 630 - USD32D)

PVD ON REQUEST

- .83 BLACK SATIN
- Colours on demand, minimum lot to be agreed.
- Screws and grub screws not pvd

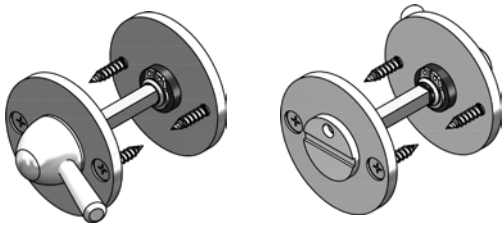
STAINLESS STEEL POWDERCOATED ON REQUEST

- .40 BLACK RAL 9005 - TO MATCH WITH PBA BLACK ALUMINIUM
- .31 WHITE RAL 9010
- .32 GREY
- .38 CHAMPAGNE
- .39 BRONZE - TO MATCH WITH PBA BRONZE ALUMINIUM
- .41 SILVER

- .99 COLOURS ON REQUEST TO MATCH ANY RAL #
- (screws, grub screws and plastic parts non powdercoated)
- available on request depending on quantities

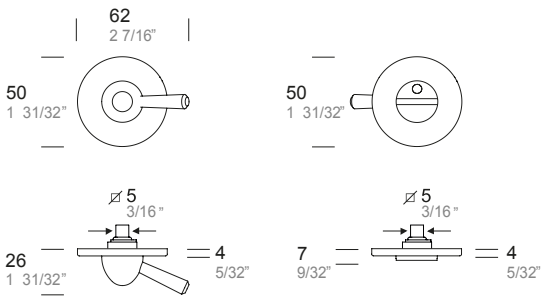
* PRIVACY INDICATOR WITH EMERGENCY COIN RELEASE

THUMBTURNS FOR MORTISE
WOOD OR HM DOORS




ITEM

2MM.033.OUT4 . xx



LOCK
WOOD OR HM DOORS



HANDLE
NOT
INCLUDED

FUNCTION

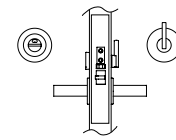
BACKSET

HOW TO ORDER

PRIVACY
ANSI F19

2 1/2"
2 3/4"

2MM.LCK.0M00 . xx
+ 2MM.033.OUT4 . xx



.XX = FINISH CODE

- STAINLESS STEEL**
.43 BRIGHT STAINLESS STEEL (ANSI/BHMA 629 - USD32)
.44 SATIN STAINLESS STEEL (ANSI/BHMA 630 - USD32D)

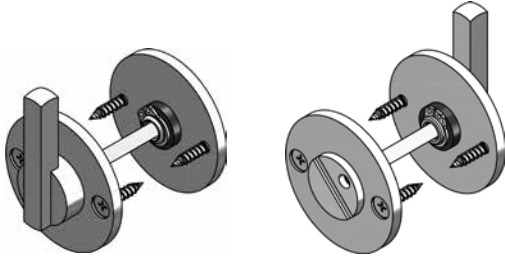
- PVD ON REQUEST**
.83 BLACK SATIN
Colours on demand, minimum lot to be agreed.
Screws and grub screws not pvd

STAINLESS STEEL POWDERCOATED ON REQUEST

- .40 BLACK RAL 9005 - TO MATCH WITH PBA BLACK ALUMINIUM
.31 WHITE RAL 9010
.32 GREY
.38 CHAMPAGNE
.39 BRONZE - TO MATCH WITH PBA BRONZE ALUMINIUM
.41 SILVER

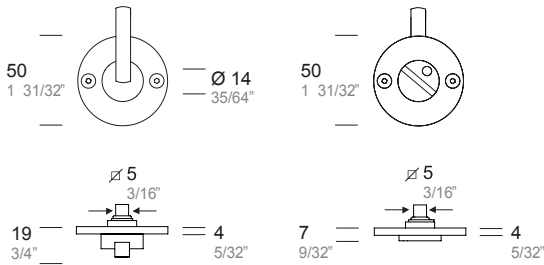
- .99 COLOURS ON REQUEST TO MATCH ANY RAL #
(screws, grub screws and plastic parts non powdercoated)
available on request depending on quantities

THUMBTURNS FOR MORTISE
WOOD OR HM DOORS

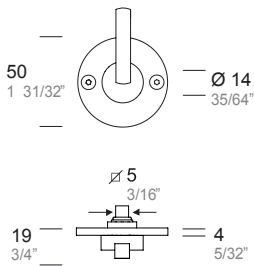


ITEM

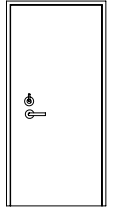

2MM.035.0UT4 . xx



2MM.035.0050 . xx



LOCK
WOOD OR HM DOORS



HANDLE
NOT
INCLUDED

FUNCTION

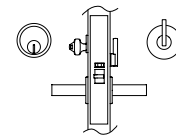
BACKSET

HOW TO ORDER

OFFICE/ENTRY
ANSI F04 + F13

2 1/2"
2 3/4"

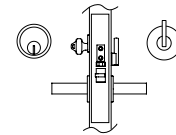
2MM.LCK.0100 . xx
+ 2MM.035.0050 . xx



DORMITORY
ANSI F13

2 1/2"
2 3/4"

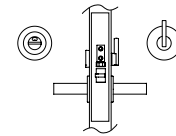
2MM.LCK.0E00 . xx
+ 2MM.035.0050 . xx



PRIVACY
ANSI F19

2 1/2"
2 3/4"

2MM.LCK.0M00 . xx
+ 2MM.035.0UT4 . xx



.XX = FINISH CODE


- STAINLESS STEEL**
 .43 BRIGHT STAINLESS STEEL (ANSI/BHMA 629 - USD32)
 .44 SATIN STAINLESS STEEL (ANSI/BHMA 630 - USD32D)
PVD ON REQUEST
 .83 BLACK SATIN
 Colours on demand, minimum lot to be agreed.
 Screws and grub screws not pvd

STAINLESS STEEL POWDERCOATED ON REQUEST

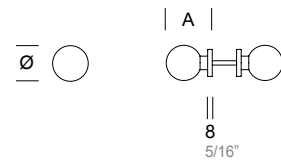
- .40 BLACK RAL 9005 - TO MATCH WITH PBA BLACK ALUMINIUM
 .31 WHITE RAL 9010
 .32 GREY
 .38 CHAMPAGNE
 .39 BRONZE - TO MATCH WITH PBA BRONZE ALUMINIUM
 .41 SILVER
 .99 COLOURS ON REQUEST TO MATCH ANY RAL #
 (screws, grub screws and plastic parts not powdercoated)
 available on request depending on quantities

boob

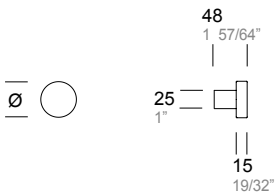




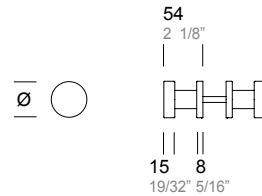
ITEM	Ø	A
☒ 2MM.090.000F . xx	65 2 9/16"	78 3 1/16"
2MM.091.000F . xx	50 1 31/32"	63 2 1/2"



ITEM	Ø	A
☒ 2MM.090.000G . xx	65 2 9/16"	85 3 11/32"
☒ 2MM.091.000G . xx	50 1 31/32"	70 2 3/4"



ITEM	Ø
☒ 2MM.092.000F . xx	50 1 31/32"



ITEM	Ø
☒ 2MM.092.000G	50 1 31/32"

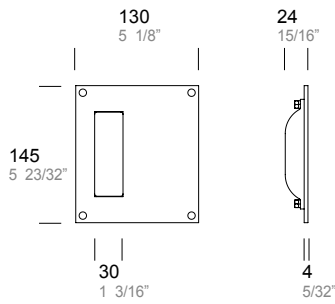
.XX = FINISH CODE

- STAINLESS STEEL**
 .43 BRIGHT STAINLESS STEEL (ANSI/BHMA 629 - USD32)
 .44 SATIN STAINLESS STEEL (ANSI/BHMA 630 - USD32D)

- PVD ON REQUEST**
 .83 BLACK SATIN
 Colours on demand, minimum lot to be agreed.
 Screws and grub screws not pvd

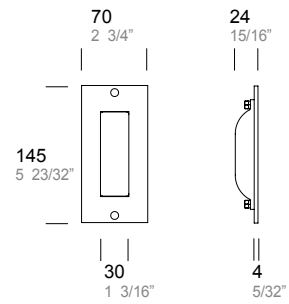
- STAINLESS STEEL POWDERCOATED ON REQUEST**
 .40 BLACK RAL 9005 - TO MATCH WITH PBA BLACK ALUMINIUM
 .31 WHITE RAL 9010
 .32 GREY
 .38 CHAMPAGNE
 .39 BRONZE - TO MATCH WITH PBA BRONZE ALUMINIUM
 .41 SILVER

- .99 COLOURS ON REQUEST TO MATCH ANY RAL #
 (screws, grub screws and plastic parts non powdercoated)
 available on request depending on quantities



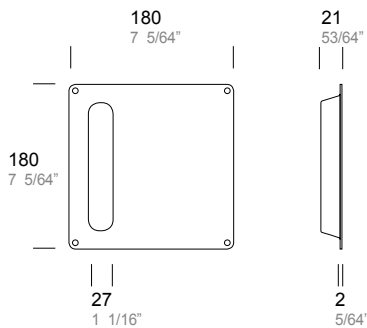
ITEM

0IT.001.00SC . xx



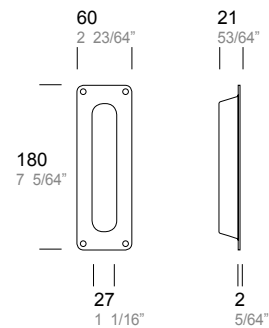
ITEM

0IT.001.0SCP . xx



ITEM

2MM.301.0000 . xx NOT POWDER COATED



ITEM

2MM.302.0000 . xx NOT POWDER COATED

.XX = FINISH CODE

- .43 STAINLESS STEEL
- .44 BRIGHT STAINLESS STEEL (ANSI/BHMA 629 - USD32)
- .44 SATIN STAINLESS STEEL (ANSI/BHMA 630 - USD32D)

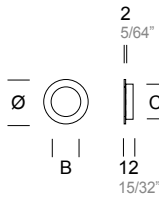
PVD ON REQUEST

- .83 BLACK SATIN
- Colours on demand, minimum lot to be agreed.
Screws and grub screws not pvd

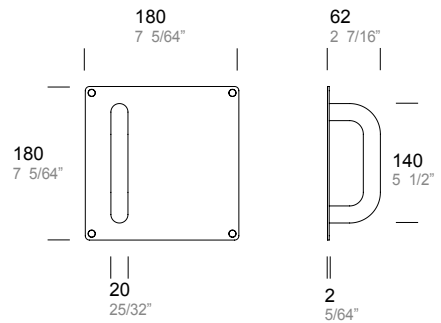
STAINLESS STEEL POWDERCOATED ON REQUEST

- .40 BLACK RAL 9005 - TO MATCH WITH PBA BLACK ALUMINIUM
- .31 WHITE RAL 9010
- .32 GREY
- .38 CHAMPAGNE
- .39 BRONZE - TO MATCH WITH PBA BRONZE ALUMINIUM
- .41 SILVER

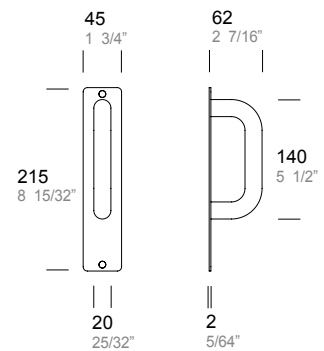
- .99 COLOURS ON REQUEST TO MATCH ANY RAL #
(screws, grub screws and plastic parts non powdercoated)
available on request depending on quantities



ITEM	Ø	B	C	
2MM.305.0000 . xx	46 1 13/16"	30,5 1 3/16"	34 1 11/32"	NOT POWDER COATED
2MM.306.0000 . xx	60 2 23/64"	42,5 1 43/64"	48 1 57/64"	NOT POWDER COATED



ITEM	
2MM.201.0000 . xx	



ITEM	
2MM.211.0000 . xx	
2MM.212.0000 . xx	
2MM.213.0000 . xx	
2MM.214.0000 . xx	
2MM.215.0000 . xx	

.XX = FINISH CODE

- .43 STAINLESS STEEL
- .43 BRIGHT STAINLESS STEEL (ANSI/BHMA 629 - USD32)
- .44 SATIN STAINLESS STEEL (ANSI/BHMA 630 - USD32D)

PVD ON REQUEST

- .83 BLACK SATIN
- Colours on demand, minimum lot to be agreed.
- Screws and grub screws not pvd

STAINLESS STEEL POWDERCOATED ON REQUEST


- .40 BLACK RAL 9005 - TO MATCH WITH PBA BLACK ALUMINIUM
- .31 WHITE RAL 9010
- .32 GREY
- .38 CHAMPAGNE
- .39 BRONZE - TO MATCH WITH PBA BRONZE ALUMINIUM
- .41 SILVER


- .99 COLOURS ON REQUEST TO MATCH ANY RAL #
- (screws, grub screws and plastic parts non powdercoated)
- available on request depending on quantities

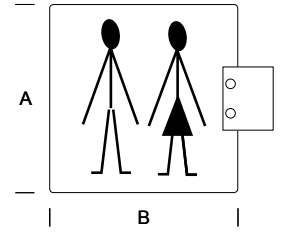
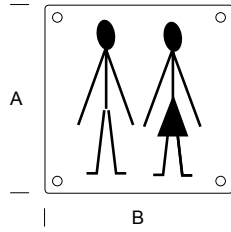
SIGNAGE AND ACCESSORIES


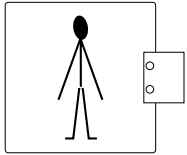





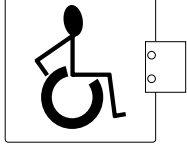


SEGNALETICA E ACCESSORI

THE SIGNAGE SYSTEM TOGETHER WITH ALL THE DOOR ACCESSORIES PRODUCED BY PBA IS LOYAL TO STAINLESS STEEL. LASER CUT PLAQUES SHOW THE AESTHETIC CHOICE OF EDGES, LINES AND PURE FORM, KEEPING OUR STANDARD OF EXCELLENCE. ALL PRODUCTS DELEGATE TO FORMS THE MESSAGE THAT DESIGN IS AGAIN AND ALWAYS, ALSO AND ESPECIALLY, A MATTER OF CONSISTENCY. IL SISTEMA DI SEGNALETICA, INSIEME A TUTTI GLI ACCESSORI PER PORTA PRODOTTI DA PBA, È FEDELE ALL'ACCIAIO INOX. LE PLACCHE TAGLIATE A LASER MOSTRANO LA SCELTA ESTETICA DI SPIGOLI, DI LINEE E DI FORME PURE, MANTENENDO I NOSTRI STANDARD DI ECCELLENZA. TUTTI QUESTI PRODOTTI FANNO DIRE ALLE FORME CHE IL DESIGN È DI NUOVO E SEMPRE, ANCHE E SOPRATTUTTO, UNA QUESTIONE DI COERENZA.







	ITEM	A	B		ITEM	A	B		
	• 2MM.401.000U. xx	150 mm 5 15/16"	150 mm 5 15/16"			2MM.401.00UD. xx	150 mm 5 15/16"	150 mm 5 15/16"	NOT POWDER COATED
	• 2MM.402.000U. xx	150 mm 5 15/16"	150 mm 5 15/16"			2MM.402.00UD. xx	150 mm 5 15/16"	150 mm 5 15/16"	NOT POWDER COATED
	• 2MM.403.000U. xx	150 mm 5 15/16"	150 mm 5 15/16"			2MM.403.00UD. xx	150 mm 5 15/16"	150 mm 5 15/16"	NOT POWDER COATED
	• 2MM.404.000U. xx	150 mm 5 15/16"	150 mm 5 15/16"			2MM.404.00UD. xx	150 mm 5 15/16"	150 mm 5 15/16"	NOT POWDER COATED
	• 2MM.406.000U. xx	150 mm 5 15/16"	150 mm 5 15/16"			2MM.406.00UD. xx	150 mm 5 15/16"	150 mm 5 15/16"	NOT POWDER COATED

.XX = FINISH CODE


STAINLESS STEEL

- .43 BRIGHT STAINLESS STEEL (ANSI/BHMA 629 - USD32)
- .44 SATIN STAINLESS STEEL (ANSI/BHMA 630 - USD32D)

STAINLESS STEEL POWDERCOATED ON REQUEST ON SELECTED ITEM = ●

- .40 BLACK RAL 9005 - TO MATCH WITH PBA BLACK ALUMINIUM
- .31 WHITE RAL 9010
- .32 GREY
- .38 CHAMPAGNE
- .39 BRONZE - TO MATCH WITH PBA BRONZE ALUMINIUM
- .41 SILVER

.99 COLOURS ON REQUEST TO MATCH ANY RAL # (screws, grub screws and plastic parts non powdercoated) available on request depending on quantities



ITEM	A	B	C
2MM.600.000P. xx	75 mm 2 15/16"	4 mm 5/32"	7 mm 9/32"



ITEM	A	B	C
2MM.601.001P. xx	75 mm 2 15/16"	4 mm 5/32"	7 mm 9/32"



ITEM	A	B	C
2MM.602.002P. xx	75 mm 2 15/16"	4 mm 5/32"	7 mm 9/32"



ITEM	A	B	C
2MM.603.003P. xx	75 mm 2 15/16"	4 mm 5/32"	7 mm 9/32"



ITEM	A	B	C
2MM.604.004P. xx	75 mm 2 15/16"	4 mm 5/32"	7 mm 9/32"



ITEM	A	B	C
2MM.605.005P. xx	75 mm 2 15/16"	4 mm 5/32"	7 mm 9/32"



ITEM	A	B	C
2MM.606.006P. xx	75 mm 2 15/16"	4 mm 5/32"	7 mm 9/32"



ITEM	A	B	C
2MM.607.007P. xx	75 mm 2 15/16"	4 mm 5/32"	7 mm 9/32"



ITEM	A	B	C
2MM.608.008P. xx	75 mm 2 15/16"	4 mm 5/32"	7 mm 9/32"



ITEM	A	B	C
2MM.609.009P. xx	75 mm 2 15/16"	4 mm 5/32"	7 mm 9/32"



ITEM	A	B	C
2MM.600.00AP. xx	55 mm 2 15/16"	4 mm 5/32"	7 mm 9/32"



ITEM	A	B	C
2MM.600.00BP. ..	75 mm 2 15/16"	4 mm 5/32"	7 mm 9/32"



ITEM	A	B	C
2MM.600.00CP. xx	55 mm 2 15/16"	4 mm 5/32"	7 mm 9/32"



ITEM	A	B	C
2MM.600.00DP. xx	75 mm 2 15/16"	4 mm 5/32"	7 mm 9/32"

.XX = FINISH CODE

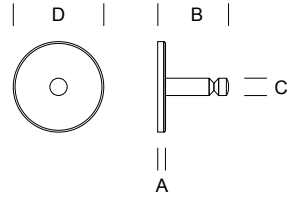
STAINLESS STEEL

- .43 BRIGHT STAINLESS STEEL (ANSI/BHMA 629 - USD32)
- .44 SATIN STAINLESS STEEL (ANSI/BHMA 630 - USD32D)

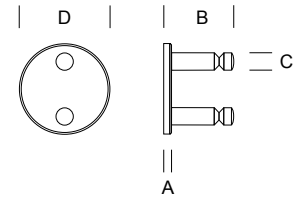
STAINLESS STEEL POWDERCOATED ON REQUEST ON SELECTED ITEM = ●

- .40 BLACK RAL 9005 - TO MATCH WITH PBA BLACK ALUMINIUM
- .31 WHITE RAL 9010
- .32 GREY
- .38 CHAMPAGNE
- .39 BRONZE - TO MATCH WITH PBA BRONZE ALUMINIUM
- .41 SILVER

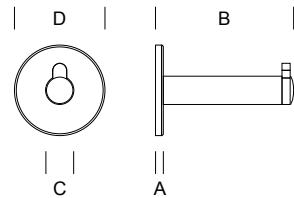
- .99 COLOURS ON REQUEST TO MATCH ANY RAL # (screws, grub screws and plastic parts non powdercoated) available on request depending on quantities



ITEM	A	B	C	D
4CS.488.0000.xx	4 mm 5/32"	39 mm 1 17/32"	10 mm 25/64"	50 mm 1 31/32"



ITEM	A	B	C	D
4CS.488.000D.xx	4 mm 5/32"	39 mm 1 17/32"	10 mm 25/64"	50 mm 1 31/32"



ITEM	A	B	C	D
5CS.562.0000.xx	4 mm 5/32"	76 mm 3"	16 mm 5/8"	50 mm 1 31/32"

.XX = FINISH CODE

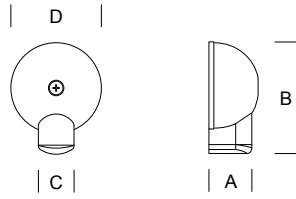
STAINLESS STEEL

- .43 BRIGHT STAINLESS STEEL (ANSI/BHMA 629 - USD32)
- .44 SATIN STAINLESS STEEL (ANSI/BHMA 630 - USD32D)

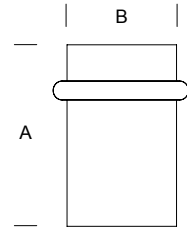
STAINLESS STEEL POWDERCOATED ON REQUEST

- .40 BLACK RAL 9005 - TO MATCH WITH PBA BLACK ALUMINIUM
- .31 WHITE RAL 9010
- .32 GREY
- .38 CHAMPAGNE
- .39 BRONZE - TO MATCH WITH PBA BRONZE ALUMINIUM
- .41 SILVER

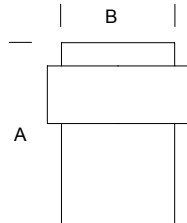
.99 COLOURS ON REQUEST TO MATCH ANY RAL #
(screws, grub screws and plastic parts non powdercoated)
available on request depending on quantities



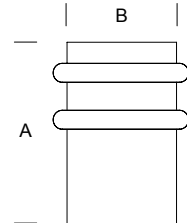
ITEM	A	B	C	D
2MM.040.0000. xx	24 mm 1 5/16"	60 mm 2 23/64"	20 mm 25/32"	50 mm 1 31/32"



ITEM	A	B
2MM.041.0000. xx	40 mm 1 9/16"	29 mm 1 9/64"



ITEM	A	B
2MM.042.0000. xx	40 mm 1 9/16"	29 mm 1 9/64"



ITEM	A	B
2MM.043.0000. xx	40 mm 1 9/16"	29 mm 1 9/64"

.XX = FINISH CODE

- STAINLESS STEEL**
 .43 BRIGHT STAINLESS STEEL (ANSI/BHMA 629 - USD32)
 .44 SATIN STAINLESS STEEL (ANSI/BHMA 630 - USD32D)

- STAINLESS STEEL POWDERCOATED ON REQUEST**
 .40 BLACK RAL 9005 - TO MATCH WITH PBA BLACK ALUMINIUM
 .31 WHITE RAL 9010
 .32 GREY
 .38 CHAMPAGNE
 .39 BRONZE - TO MATCH WITH PBA BRONZE ALUMINIUM
 .41 SILVER

.99 COLOURS ON REQUEST TO MATCH ANY RAL #
 (screws, grub screws and plastic parts non powdercoated)
 available on request depending on quantities

STEELALU

LEVER HANDLES and PULL HANDLES

MANIGLIE e MANIGLIONI

STEELALU, THE NEW LINE OF ARCHITECTURAL HARDWARE ALLOWS THE DESIGNER THE FLEXIBILITY OF ANODIZED ALUMINUM FINISHING, WHILE USING A STAINLESS STEEL BASE TO MAINTAIN THE VERSATILITY OF OUR HIGH GRADE 316L STAINLESS. CONTEMPORARY, ADAPTABLE, AND TAILOR-MADE.

STEELALU, LA NUOVA LINEA DI ARCHITECTURAL HARDWARE UNISCE ALLA GAMMA DELLE FINITURE ANODIZZATE DELL'ALLUMINIO, LA QUALITÀ DELL'ACCIAIO INOSSIDABILE AISI 316L, IL MIGLIORE PER RESISTENZA E VERSATILITÀ. CONTEMPORANEA, FLESSIBILE E TAILOR-MADE.







MATERIALS, FINISHING AND DETAILS

STAINLESS STEEL

SATIN



BRIGHT



POWDER COATED



SILVER



BRONZE



BLACK

ALUMINIUM

ANODIZED SATIN



SILVER



BRONZE



BLACK





PULL HANDLES

Stainless steel AISI 316L
Aluminium

ART 207
ART 232
ART 223

ART 220
ART
ART

ART
ART 237
ART 238
ART 243

ART
ART 271
ART 272
ART 273

ART 245
ART
ART
ART

ART 216
ART XSP 249
ART

ART 213
ART 214
ART 200 140
ART 200 141

ART 247
ART
ART
ART

ART 223
ART
ART

ART 222
ART
ART

ART 251
ART
ART
ART

ART 202

P B 4

T 64

T 80

200 140 465

T 66

210

P B 4

T 67

250

Patented pba S.p.A.



PULL HANDLES

Stainless steel AISI 316L
Aluminium



STEELALU

Patented pba S.p.A.



PULL HANDLES

Stainless steel AISI 316L
Aluminium



STEELALU




Patented pba S.p.A.

LEVER HANDLES

Stainless steel AISI 316L
Aluminium



STEELALU



Patented pba S.p.A.

LEVER HANDLES

Stainless steel AISI 316L
Aluminium



STEELALU



Patented pba S.p.A.

LOCKSET FOR GLASS DOOR

Stainless steel AISI 316L
Aluminium

STEELALU



Patented pba S.p.A.

LOCKSET FOR GLASS DOOR

Stainless steel AISI 316L
Aluminium

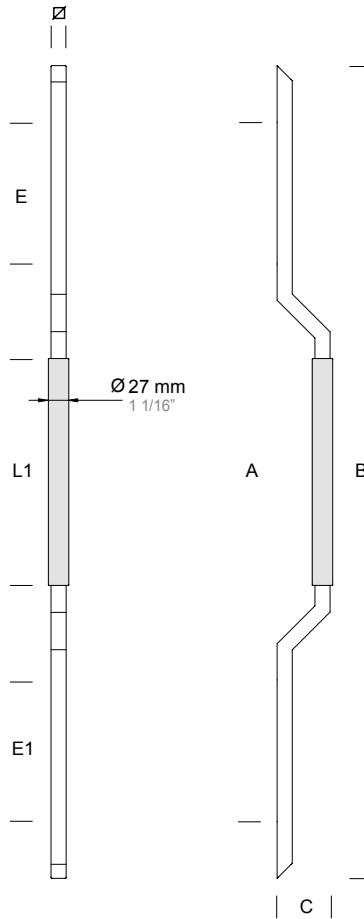
STEELALU



Patented pba S.p.A.

LOCKSET FOR GLASS DOOR

Stainless steel AISI 316L
Aluminium

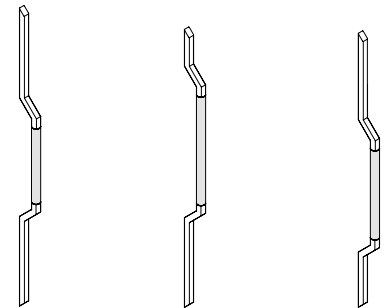


□ Stainless Steel
 □ Aluminium



ART.	◆	A	B	Ø	C	E	E1	L1
STA.001.0095 .xx .x		950 mm 37 3/8"	1100 mm 43 5/16"	20 mm 25/32"	74 mm 2 29/32"	200 mm 7 7/8"	200 mm 7 7/8"	300 mm 11 13/16"
STA.001.0135 .xx .x		1350 mm 53 5/32"	1500 mm 59 1/16"	20 mm 25/32"	74 mm 2 29/32"	400 mm 15 3/4"	400 mm 15 3/4"	300 mm 11 13/16"
STA.001.0175 .xx .x		1750 mm 68 57/64"	1900 mm 74 51/64"	20 mm 25/32"	74 mm 2 29/32"	600 mm 23 5/8"	600 mm 23 5/8"	300 mm 11 13/16"
* STA.001.9999 .xx .x		custom	custom	20 mm 25/32"	74 mm 2 29/32"	200 mm 7 7/8"	200 mm 7 7/8"	custom
		custom	custom	20 mm 25/32"	74 mm 2 29/32"	200 mm 7 7/8"	400 mm 15 3/4"	custom
		custom	custom	20 mm 25/32"	74 mm 2 29/32"	200 mm 7 7/8"	600 mm 23 5/8"	custom
		custom	custom	20 mm 25/32"	74 mm 2 29/32"	400 mm 15 3/4"	200 mm 7 7/8"	custom
		custom	custom	20 mm 25/32"	74 mm 2 29/32"	400 mm 15 3/4"	400 mm 15 3/4"	custom
		custom	custom	20 mm 25/32"	74 mm 2 29/32"	400 mm 15 3/4"	600 mm 23 5/8"	custom
		custom	custom	20 mm 25/32"	74 mm 2 29/32"	600 mm 23 5/8"	200 mm 7 7/8"	custom
		custom	custom	20 mm 25/32"	74 mm 2 29/32"	600 mm 23 5/8"	400 mm 15 3/4"	custom
		custom	custom	20 mm 25/32"	74 mm 2 29/32"	600 mm 23 5/8"	600 mm 23 5/8"	custom

* ESEMPLI DI COMBINAZIONI A RICHIESTA
 COMBINED VERSIONS AVAILABLE ON REQUEST
 VERSIONS COMBINÉES DISPONIBLES SUR DEMANDE
 KOMBINIERTE VERSIONEN VERFÜGBAR AUF ANFRAGE



STA.001.9999 .xx
 E = 600 23 5/8"
 E1 = 600 23 5/8"
 L1 = custom

STA.001.9999 .xx
 E = 200 7 7/8"
 E1 = 600 23 5/8"
 L1 = custom

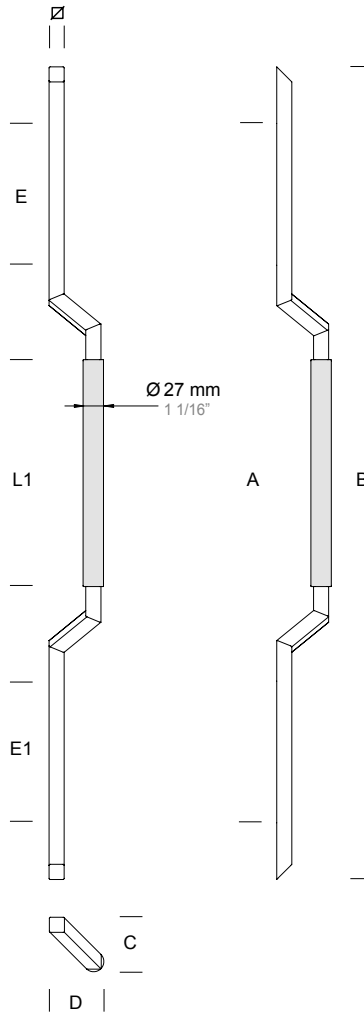
STA.001.9999 .xx
 E = 600 23 5/8"
 E1 = 400 15 3/4"
 L1 = custom

◆
 .1 DESTRO RIGHT DROITE RECHTS
 .2 SINISTRO LEFT GAUCHE LINKS

FISSAGGI D
 FIXING D
 FIXATIONS D
 BEFESTIGUNGEN
 page 390

.XX = FINITURA
 FINISH
 FINITION
 AUSFÜHRUNG
 page 389

Necessari due kit di fissaggi - Two fixing kit are needed - Deux fixations sont nécessaires - Zwei Befestigungen werden benötigt

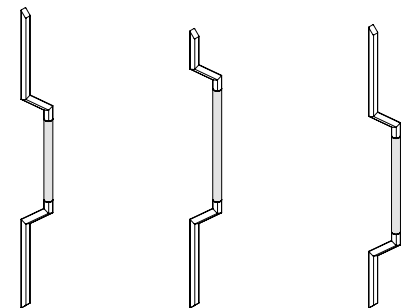


□ Stainless Steel
□ Aluminium



ART.	◆ A	B	Ø	C	D	E	E1	L1
STA.002.0095 .xx	950 mm 37 3/8"	1100 mm 43 5/16"	20 mm 25/32"	72 mm 2 27/32"	72 mm 2 27/32"	200 mm 7 7/8"	200 mm 7 7/8"	300 mm 11 13/16"
STA.002.0135 .xx	1350 mm 53 5/32"	1500 mm 59 1/16"	20 mm 25/32"	72 mm 2 27/32"	72 mm 2 27/32"	400 mm 15 3/4"	400 mm 15 3/4"	300 mm 11 13/16"
STA.002.0175 .xx	1750 mm 68 57/64"	1900 mm 74 51/64"	20 mm 25/32"	72 mm 2 27/32"	72 mm 2 27/32"	600 mm 23 5/8"	600 mm 23 5/8"	300 mm 11 13/16"
* STA.002.9999 .xx .x	custom	custom	20 mm 25/32"	72 mm 2 27/32"	72 mm 2 27/32"	200 mm 7 7/8"	200 mm 7 7/8"	custom
	custom	custom	20 mm 25/32"	72 mm 2 27/32"	72 mm 2 27/32"	200 mm 7 7/8"	400 mm 15 3/4"	custom
	custom	custom	20 mm 25/32"	72 mm 2 27/32"	72 mm 2 27/32"	200 mm 7 7/8"	600 mm 23 5/8"	custom
	custom	custom	20 mm 25/32"	72 mm 2 27/32"	72 mm 2 27/32"	400 mm 15 3/4"	200 mm 7 7/8"	custom
	custom	custom	20 mm 25/32"	72 mm 2 27/32"	72 mm 2 27/32"	400 mm 15 3/4"	400 mm 15 3/4"	custom
	custom	custom	20 mm 25/32"	72 mm 2 27/32"	72 mm 2 27/32"	400 mm 15 3/4"	600 mm 23 5/8"	custom
	custom	custom	20 mm 25/32"	72 mm 2 27/32"	72 mm 2 27/32"	600 mm 23 5/8"	200 mm 7 7/8"	custom
	custom	custom	20 mm 25/32"	72 mm 2 27/32"	72 mm 2 27/32"	600 mm 23 5/8"	400 mm 15 3/4"	custom
	custom	custom	20 mm 25/32"	72 mm 2 27/32"	72 mm 2 27/32"	600 mm 23 5/8"	600 mm 23 5/8"	custom

* ESEMPLI DI COMBINAZIONI A RICHIESTA
COMBINED VERSIONS AVAILABLE ON REQUEST
VERSIONS COMBINÉES DISPONIBLES SUR DEMANDE
KOMBINIERTER VERSIONEN VERFÜGBAR AUF ANFRAGE



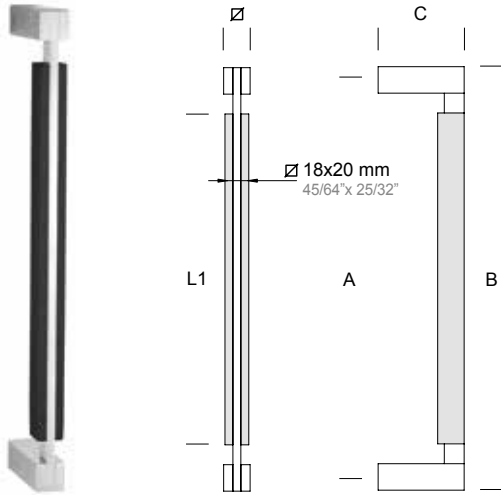
STA.002.9999 .xx	STA.002.9999 .xx	STA.002.9999 .xx
E = 600 23 5/8"	E = 200 7 7/8"	E = 600 23 5/8"
E1 = 600 23 5/8"	E1 = 600 23 5/8"	E1 = 400 15 3/4"
L1 = custom	L1 = custom	L1 = custom

◆
.1 DESTRO RIGHT DROITE RECHTS
.2 SINISTRO LEFT GAUCHE LINKS

FISSAGGI D
FIXING D
FIXATIONS D
BEFESTIGUNGEN D
page 390

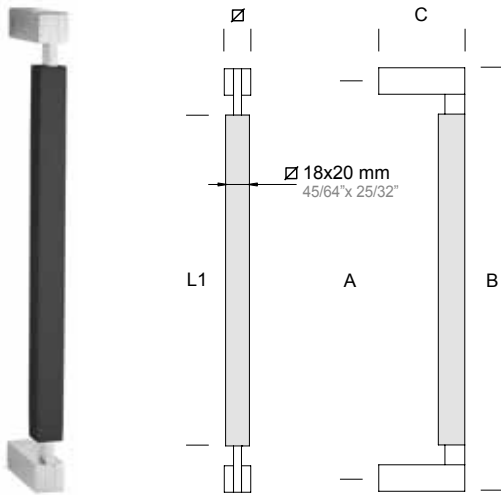
.XX = FINITURA
FINISH
FINITION
AUSFÜHRUNG
page 389

Necessari due kit di fissaggi - Two fixing kit are needed - Deux fixations sont nécessaires - Zwei Befestigungen werden benötigt



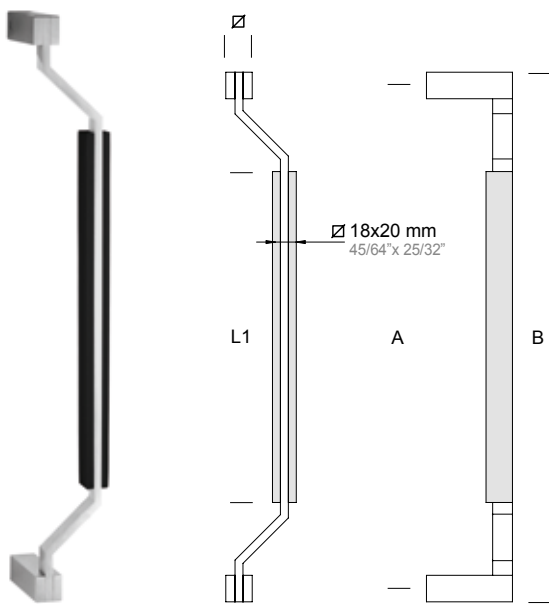
ART.	A	B	∅	C	L1
STA.201.0030 .xx	300 mm 11 13/16"	320 mm 12 19/32"	20 mm 25/32"	65 mm 2 9/16"	250 mm 9 7/8"

Stainless Steel
 Aluminium



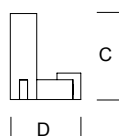
ART.	A	B	∅	C	L1
STA.211.0030 .xx	300 mm 11 13/16"	320 mm 12 19/32"	20 mm 25/32"	65 mm 2 9/16"	250 mm 9 7/8"

Stainless Steel
 Aluminium



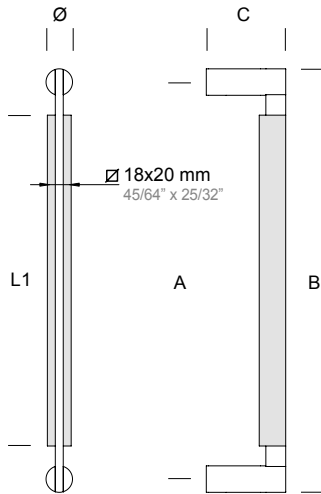
ART.	A	B	∅	C	D	L1
STA.221.0030 .xx	380 mm 14 31/32"	400 mm 15 3/4"	20 mm 25/32"	65 mm 2 9/16"	53 mm 2 3/32"	250 mm 9 7/8"

Stainless Steel
 Aluminium



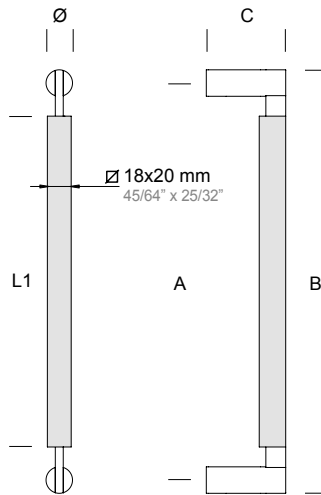
FISSAGGI D
 FIXING D
 FIXATIONS D
 BEFESTIGUNGEN D
 page 390

.XX = FINITURA
 FINISH
 FINITION
 AUSFÜHRUNG
 page 389



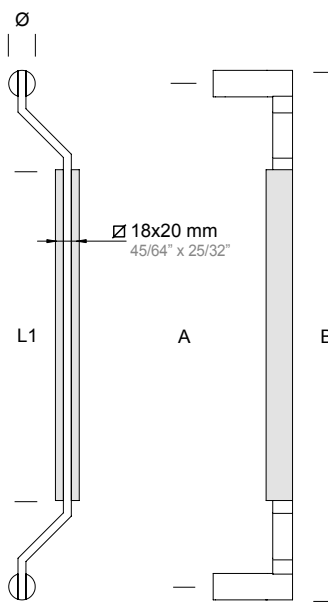
ART.	A	B	Ø	C	L1
STA.301.0030 .xx	300 mm 11 13/16"	320 mm 12 19/32"	20 mm 25/32"	60 mm 2 23/64"	250 mm 9 7/8"

Stainless Steel
 Aluminium



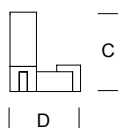
ART.	A	B	Ø	C	L1
STA.311.0030 .xx	300 mm 11 13/16"	320 mm 12 19/32"	20 mm 25/32"	60 mm 2 23/64"	250 mm 9 7/8"

Stainless Steel
 Aluminium



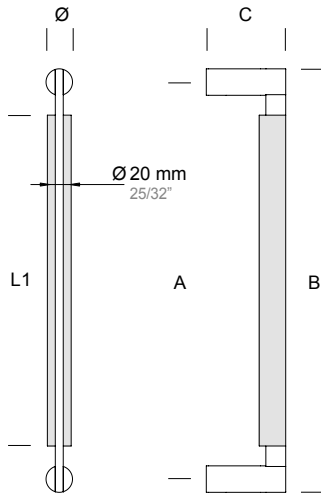
ART.	A	B	Ø	C	D	L1
STA.321.0030 .xx	380 mm 14 31/32"	400 mm 15 3/4"	20 mm 25/32"	60 mm 2 23/64"	53 mm 2 3/32"	250 mm 9 7/8"

Stainless Steel
 Aluminium



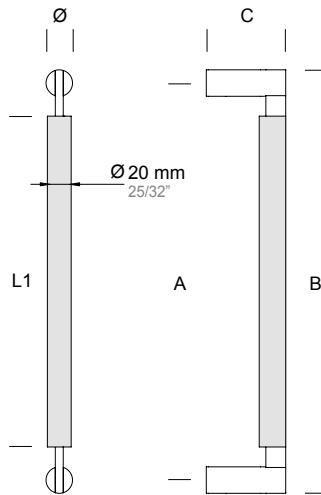
FISSAGGI D
 FIXING D
 FIXATIONS D
 BEFESTIGUNGEN D
 page 390

.XX = FINITURA
 FINISH
 FINITION
 AUSFÜHRUNG
 page 389



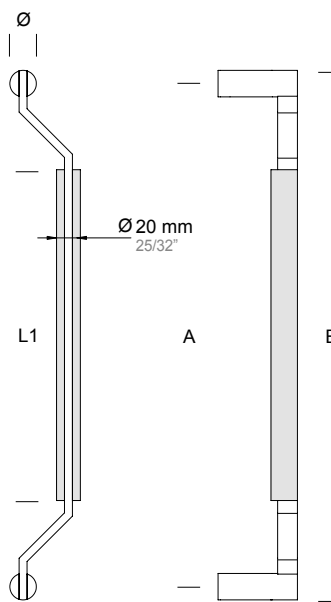
ART.	A	B	Ø	C	L1
STA.401.0030 .xx	300 mm 11 13/16"	320 mm 12 19/32"	20 mm 25/32"	60 mm 2 23/64"	250 mm 9 7/8"

Stainless Steel
 Aluminium



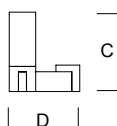
ART.	A	B	Ø	C	L1
STA.411.0030 .xx	300 mm 11 13/16"	320 mm 12 19/32"	20 mm 25/32"	60 mm 2 23/64"	250 mm 9 7/8"

Stainless Steel
 Aluminium



ART.	A	B	Ø	C	D	L1
STA.421.0030 .xx	380 mm 14 31/32"	400 mm 15 3/4"	20 mm 25/32"	60 mm 2 23/64"	53 mm 2 3/32"	250 mm 9 7/8"

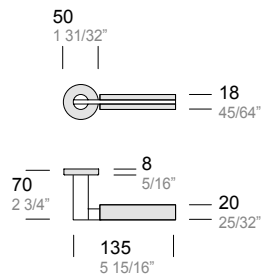
Stainless Steel
 Aluminium



FISSAGGI D
 FIXING D
 FIXATIONS D
 BEFESTIGUNGEN D
 page 390

.XX = FINITURA
 FINISH
 FINITION
 AUSFÜHRUNG
 page 389

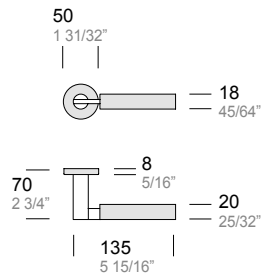




- Stainless Steel
- Aluminium

ART.

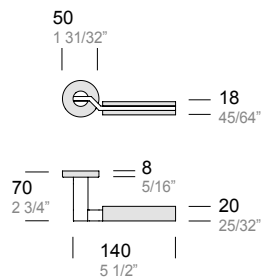
⊙ ⊙ STA.001.0UT8 .xx



- Stainless Steel
- Aluminium

ART.

⊙ ⊙ STA.002.0UT8 .xx



- Stainless Steel
- Aluminium

ART.

⊙ ⊙ STA.003.0UT8 .xx



.4K



.4M



.4N

ART.

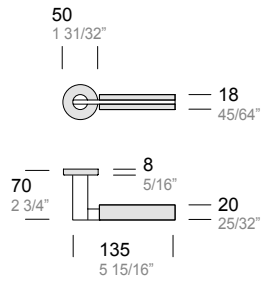
- ⊙ 2AM.028.0TY8 .xx
- ⊙ 2AM.028.0TP8 .xx

Ø

- 50 mm 1 31/32"
- 50 mm 1 31/32"

- Aluminium

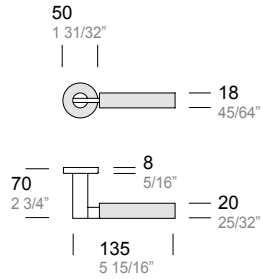
.XX = FINITURA
FINISH
FINITION
AUSFÜHRUNG
page 389



- Stainless Steel
- Aluminium

ART.

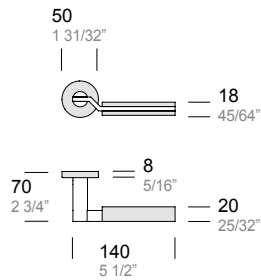
⊙ ⊙ STA.004.OUT8 . xx



- Stainless Steel
- Aluminium

ART.

⊙ ⊙ STA.005.OUT8 . xx



- Stainless Steel
- Aluminium


ART.


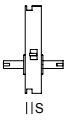




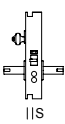




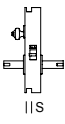



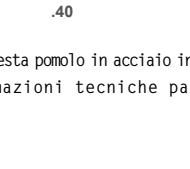
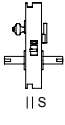



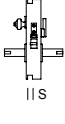



⊙ ⊙ STA.006.OUT8 . xx



- ART.
- ⊙ 2AM.028.0TY8 . xx 50 mm 1 31/32"
- ⊙ 2AM.028.0TP8 . xx 50 mm 1 31/32"
- Aluminium

.XX = FINITURA
FINISH
FINITION
AUSFÜHRUNG
page 389



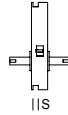
		S	ART.	◆
 <p>.41</p>	PASSAGE	 <p>15/32"</p>	 <p>HGU.LCK.0A12. xx . x STA.001.0UT8. xx</p>	
		 <p>1/2"</p>	 <p>HGU.LCK.0A13. xx . x STA.001.0UT8. xx</p>	
 <p>.39</p>	OFFICE/ CORRIDOR	 <p>15/32"</p>	 <p>HGU.LCK.0F12. xx . x STA.001.0UT8. xx</p>	
		 <p>1/2"</p>	 <p>HGU.LCK.0F13. xx . x STA.001.0UT8. xx</p>	
 <p>.40</p>	CLASSROOM	 <p>15/32"</p>	 <p>HGU.LCK.0G12. xx . x STA.001.0UT8. xx</p>	
		 <p>1/2"</p>	 <p>HGU.LCK.0G13. xx . x STA.001.0UT8. xx</p>	
	OFFICE/ENTRY	 <p>15/32"</p>	 <p>• HGU.LCK.1112. xx . x • STA.001.0UT8. xx</p>	
		 <p>1/2"</p>	 <p>• HGU.LCK.1113. xx . x • STA.001.0UT8. xx</p>	
	DORMITORY	 <p>15/32"</p>	 <p>HGU.LCK.1E12. xx . x STA.001.0UT8. xx</p>	
		 <p>1/2"</p>	 <p>HGU.LCK.1E13. xx . x STA.001.0UT8. xx</p>	

.XX = FINITURA
FINISH
FINIŠUNG
AUSFÜHRUNG
page 389



.41

PASSAGE

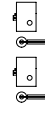


S

15/32"

1/2"

ART.



HGU.LCK.0A12. xx . x
STA.002.0UT8. xx

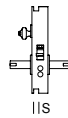


HGU.LCK.0A13. xx . x
STA.002.0UT8. xx



.39

OFFICE/
CORRIDOR



15/32"

1/2"



HGU.LCK.0F12. xx . x
STA.002.0UT8. xx

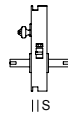


HGU.LCK.0F13. xx . x
STA.002.0UT8. xx



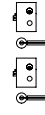
.40

CLASSROOM



15/32"

1/2"

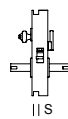


HGU.LCK.0G12. xx . x
STA.002.0UT8. xx



HGU.LCK.0G13. xx . x
STA.002.0UT8. xx

OFFICE/ENTRY



15/32"

1/2"

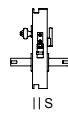


HGU.LCK.1I12. xx . x
STA.002.0UT8. xx



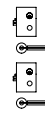
HGU.LCK.1I13. xx . x
STA.002.0UT8. xx

DORMITORY



15/32"

1/2"



HGU.LCK.1E12. xx . x
STA.002.0UT8. xx

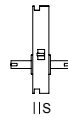


HGU.LCK.1E13. xx . x
STA.002.0UT8. xx



.41

PASSAGE

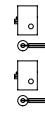


S

15/32"

1/2"

ART.



HGU.LCK.0F12. xx . x
STA.003.0UT8. xx

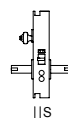


HGU.LCK.0F13. xx . x
STA.003.0UT8. xx



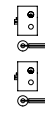
.39

OFFICE/
CORRIDOR



15/32"

1/2"



HGU.LCK.0G12. xx . x
STA.003.0UT8. xx

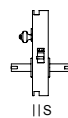


HGU.LCK.0G13. xx . x
STA.003.0UT8. xx



.40

CLASSROOM



15/32"

1/2"

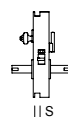


HGU.LCK.1I12. xx . x
STA.003.0UT8. xx



HGU.LCK.1I13. xx . x
STA.003.0UT8. xx

OFFICE/ENTRY



15/32"

1/2"

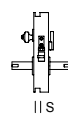


HGU.LCK.1E12. xx . x
STA.003.0UT8. xx



HGU.LCK.1E13. xx . x
STA.003.0UT8. xx

DORMITORY



15/32"

1/2"




HGU.LCK.1E12. xx . x
STA.003.0UT8. xx



HGU.LCK.1E13. xx . x
STA.003.0UT8. xx

.XX = FINITURA
FINISH
FINITION
AUSFÜHRUNG
page 389



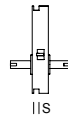
□ Stainless Steel
Powder Coated

- ◆
- . 1 LEFT HAND (LH)
- . 2 RIGHT HAND (RH)
- . 3 LEFT HAND REVERSE (LHR)
- . 4 RIGHT HAND REVERSE (RHR)



.41

PASSAGE

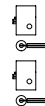


S

15/32"

1/2"

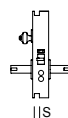
ART.



HGU.LCK.0A12. xx . x
STA.004.0UT8. xx

HGU.LCK.0A13. xx . x
STA.004.0UT8. xx

OFFICE/
CORRIDOR



15/32"

1/2"



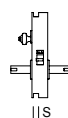
HGU.LCK.0F12. xx . x
STA.004.0UT8. xx

HGU.LCK.0F13. xx . x
STA.004.0UT8. xx



.39

CLASSROOM



15/32"

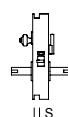
1/2"



HGU.LCK.0G12. xx . x
STA.004.0UT8. xx

HGU.LCK.0G13. xx . x
STA.004.0UT8. xx

OFFICE/ENTRY



15/32"

1/2"



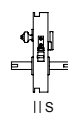
HGU.LCK.1112. xx . x
STA.004.0UT8. xx

HGU.LCK.1113. xx . x
STA.004.0UT8. xx



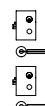
.40

DORMITORY



15/32"

1/2"



HGU.LCK.1E12. xx . x
STA.004.0UT8. xx

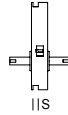
HGU.LCK.1E13. xx . x
STA.004.0UT8. xx

.XX = FINITURA
FINISH
FINITION
AUSFÜHRUNG
page 389



.41

PASSAGE

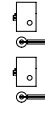


S

15/32"

1/2"

ART.



HGU.LCK.0A12. xx . x
STA.005.0UT8. xx

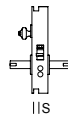


HGU.LCK.0A13. xx . x
STA.005.0UT8. xx



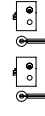
.39

OFFICE/
CORRIDOR



15/32"

1/2"



HGU.LCK.0F12. xx . x
STA.005.0UT8. xx

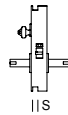


HGU.LCK.0F13. xx . x
STA.005.0UT8. xx



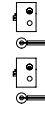
.40

CLASSROOM



15/32"

1/2"

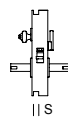


HGU.LCK.0G12. xx . x
STA.005.0UT8. xx



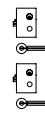
HGU.LCK.0G13. xx . x
STA.005.0UT8. xx

OFFICE/ENTRY



15/32"

1/2"

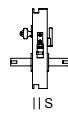


HGU.LCK.1I12. xx . x
STA.005.0UT8. xx



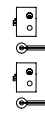
HGU.LCK.1I13. xx . x
STA.005.0UT8. xx

DORMITORY



15/32"

1/2"



HGU.LCK.1E12. xx . x
STA.005.0UT8. xx

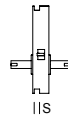


HGU.LCK.1E13. xx . x
STA.005.0UT8. xx



.41

PASSAGE



S

15/32"

1/2"

ART.



HGU.LCK.0F12. xx . x
STA.006.0UT8. xx

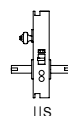


HGU.LCK.0F13. xx . x
STA.006.0UT8. xx



.39

OFFICE/
CORRIDOR



15/32"

1/2"



HGU.LCK.0G12. xx . x
STA.006.0UT8. xx

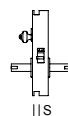


HGU.LCK.0G13. xx . x
STA.006.0UT8. xx



.40

CLASSROOM



15/32"

1/2"

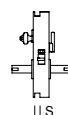


HGU.LCK.1I12. xx . x
STA.006.0UT8. xx



HGU.LCK.1I13. xx . x
STA.006.0UT8. xx

OFFICE/ENTRY



15/32"

1/2"

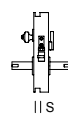


HGU.LCK.1E12. xx . x
STA.006.0UT8. xx



HGU.LCK.1E13. xx . x
STA.006.0UT8. xx

DORMITORY



15/32"

1/2"



HGU.LCK.1E12. xx . x
STA.006.0UT8. xx



HGU.LCK.1E13. xx . x
STA.006.0UT8. xx

.XX = FINITURA
FINISH
FINITION
AUSFÜHRUNG
page 389

PBA HOME

LEVER HANDLES and PULL HANDLES

MANIGLIE e MANIGLIONI

TO PROTECT WHAT WE HAVE KNOWN AS THE BEST OF POSSIBLE WORLDS, IT IS NECESSARY TO CHOOSE THE SMALLEST DETAIL. GRASPING QUALITY, KNOWING HOW THINGS ARE DONE, AND HOW PEOPLE DO IT, IS NOT A POSSIBILITY, BUT THE ONLY WEAPON TO WIN. PER PROTEGGERE QUELLO CHE FIN QUI ABBIAMO CONOSCIUTO COME IL MIGLIORE DEI MONDI POSSIBILI, È NECESSARIO SCEGLIERNE FINANCHE IL PIÙ PICCOLO PARTICOLARE. IMPUGNARE LA QUALITÀ, SAPERE COME SONO FATTE LE COSE E COME VIVONO LE PERSONE CHE LE FANNO, NON È UNA POSSIBILITÀ, MA L'UNICA ARMA PER LA VITTORIA.







MATERIALS, FINISHING AND DETAILS

STAINLESS STEEL

POWDER COATED

 BLACK

 WHITE

LEATHER

 BLACK

 WHITE

WOOD

 BLEACHED WHITE OAK

 WENGE





LEVER HANDLES

Stainless steel AISI 316L
Matte powder coated





LEVER HANDLES

Stainless steel AISI 316L
Matte powder coated





LEVER HANDLES

Stainless steel AISI 316L
Matte powder coated





PULL HANDLES

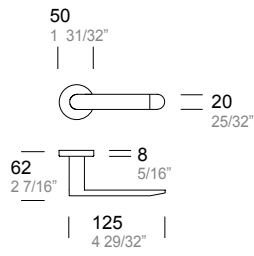
Stainless steel AISI 316L
Matte powder coated





PULL HANDLES

Stainless steel AISI 316L
Matte powder coated



Matte powder coated

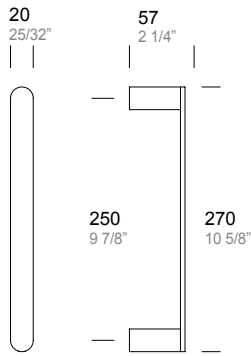
ART.

Ø @ 2MH.020.0UT8 . xx



.31

.40



Matte powder coated

ART.

2CH.015.0025 . xx



.31

.40



.31



.40

ART.

Ø

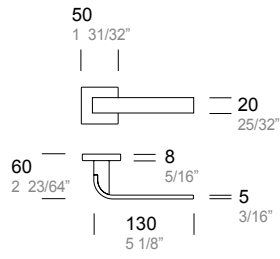
Ⓢ 2MH.028.0TY8. xx
 Ⓣ 2MH.028.0TP8. xx

50 1 31/32"
 50 1 31/32"

Matte powder coated

FISSAGGI D
 FIXING D
 FIXATIONS D
 BEFESTIGUNGEN D
 page 390

.XX = FINITURA
 FINISH
 FINITION
 AUSFÜHRUNG
 page 389



ART.



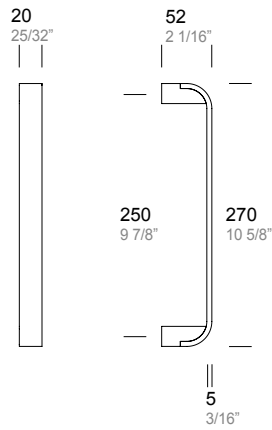
ITH.153.0UQ8 . xx



.31

.40

Matte powder coated



ART.

ITH.153.0025 . xx



.31

.40

Matte powder coated



.31



.40

ART.



ITH.002.000Y . xx

50 1 31/32"



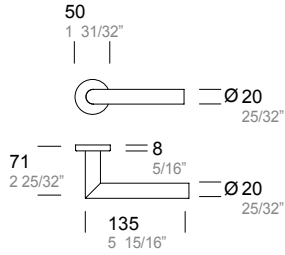
ITH.002.000P . xx

50 1 31/32"

Matte powder coated

FISSAGGI D
FIXING D
FIXATIONS D
BEFESTIGUNGEN D
page 390

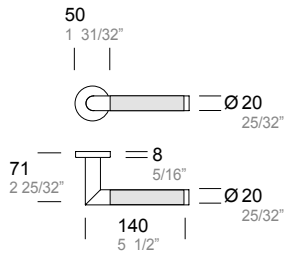
.XX = FINITURA
FINISH
FINITION
AUSFÜHRUNG
page 389



Matte powder coated

ART.

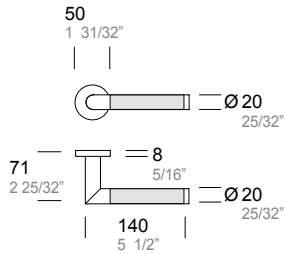
⊗ ⊗ 2MH.030.0UT8 . xx



Matte powder coated
 Leather

ART.


⊗ ⊗ 2MH.030.ULT8 . xx



Matte powder coated
 Wood

ART.

⊗ ⊗ 2MH.030.UWT8 . xx

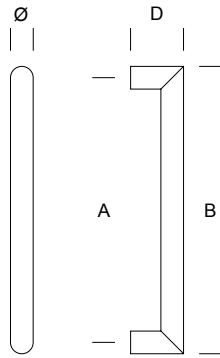


ART. Ø
 ⊕ 2MH.028.0TY8 . xx 50 1 31/32"
 ⊖ 2MH.028.0TP8 . xx 50 1 31/32"
 Matte powder coated



ART. Ø
 2MH.305.0000 . xx 46 1 13/16"
 2MH.306.0000 . xx 60 2 23/64"
 Matte powder coated

.XX = FINITURA
FINISH
FINITION
AUSFÜHRUNG
page 389

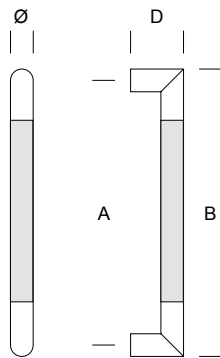


ART.	A	B	Ø	D
2CH.260.0025 .xx	250 mm 9 7/8"	270 mm 10 5/8"	20 mm 25/32"	60 mm 2 23/64"

Matte powder coated



.31 .40

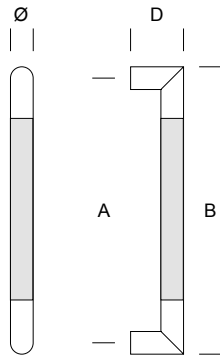


ART.	A	B	Ø	D
2CH.260.0L25 .xx	250 mm 9 7/8"	270 mm 10 5/8"	20 mm 25/32"	60 mm 2 23/64"

Matte powder coated
 Leather



.31 .40



ART.	A	B	Ø	D
2CH.260.0W25 .xx	250 mm 9 7/8"	270 mm 10 5/8"	20 mm 25/32"	60 mm 2 23/64"

Matte powder coated
 Wood



.31 .40

FISSAGGI D
FIXING D
FIXATIONS D
BEFESTIGUNGEN D
page 390


.XX = FINITURA
FINISH
FINITION
AUSFÜHRUNG
page 389

PBA DESIGNER

LEVER HANDLES and PULL HANDLES

MANIGLIE e MANIGLIONI

PBA PULL AND LEVERS CAN BE CUSTOMIZED BY DESIGNERS THROUGH A WIDE RANGE OF DIFFERENT MATERIALS, FINISHES, COLORS AND SIZES. LE MANIGLIE E I MANIGLIONI PBA POSSONO ESSERE PERSONALIZZATI DAL DESIGNERS ATTRAVERSO UN'AMPIA GAMMA DI DIVERSI MATERIALI, FINITURE, COLORI E MISURE.





PBA DESIGNER
LEVER HANDLES

page 335



page 335



page 324



page 324



page 343



page 326



page 326



page 347



page 351



page 326



page 326



page 355



page 326



page 326



page 339



page 339



page 339



page 359



page 359



page 359



page 363



page 363



page 363

LEGEND
page 1


TECHNICAL REFERENCES
page 406

PBA DESIGNER
PULL HANDLES

page 363



page 368



page 324



page 324



page 371



page 370



page 327




page 327



page 370



page 372



page 372




page 371




page 372



page 372



page 368



page 325




page 325



page 369



page 369



page 369



page 369



page 374



page 374



page 375



page 376



page 376



page 377

LEGEND
page 1

TECHNICAL REFERENCES
page 390



ITEM

2MM.020.xxxx.xx

MATERIALS, FINISHING AND DETAILS

.XX = FINISH CODE

STAINLESS STEEL

- .43 SATIN STAINLESS STEEL (ANSI/BHMA 630 - USD32D)
- .44 BRIGHT STAINLESS STEEL (ANSI/BHMA 629 - USD32)

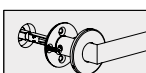
STAINLESS STEEL POWDERCOATED

- .40 BLACK RAL 9005 - TO MATCH WITH PBA BLACK ALUMINIUM
- .31 WHITE RAL 9010
- .32 GREY
- .38 CHAMPAGNE
- .39 BRONZE - TO MATCH WITH PBA BRONZE ALUMINIUM
- .41 SILVER
- .99 COLOURS ON REQUEST TO MATCH ANY RAL #
(screws, grub screws and plastic parts non powdercoated).
Available on request depending on quantities.

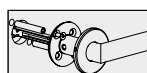
PVD ON SELECTED ITEMS

- .83 BLACK SATIN
Colours on demand, minimum lot to be agreed.
Screws and grub screws not pvd.

HANDLES FIXING TO SPECIFY BEFORE ORDER



SINGLE FIXING



BACK TO BACK FIXING

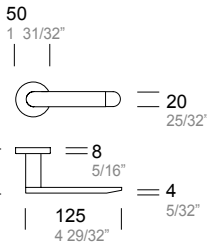
HANDLE FOR MORTISE

WOOD OR HM DOORS



ITEM

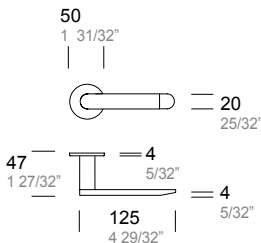
2MM.020.0UT8 . xx



mortise

with return spring

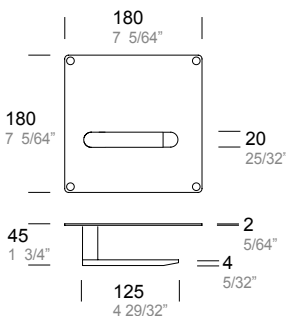
2MM.020.00T4 . xx



mortise

without return spring

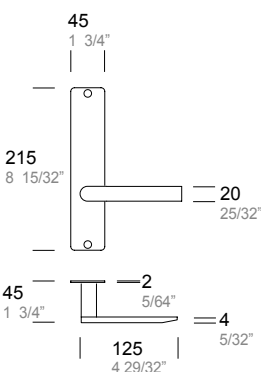
2MM.020.0Uxx . xx



mortise

without return spring

2MM.020.0Uxx . xx




mortise

without return spring

LOCK

WOOD OR HM DOORS



FUNCTION

BACKSET

HOW TO ORDER

PASSAGE
ANSI F01

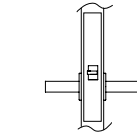
2 1/2"
2 3/4"

2MM.LCK.0A00 . xx + ONLY LOCK

+ **2MM.015.0xTx** . xx

+ **2MM.020.0Uxx** . xx

+ **2MM.020.0Uxx** . xx



OFFICE/CORRIDOR
ANSI F04

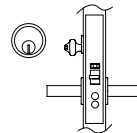
2 1/2"
2 3/4"

2MM.LCK.0F00 . xx + ONLY LOCK

+ **2MM.015.0xTx** . xx

+ **2MM.020.0Uxx** . xx

+ **2MM.020.0Uxx** . xx



CLASSROOM
ANSI F05

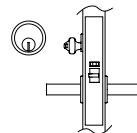
2 1/2"
2 3/4"

2MM.LCK.0G00 . xx + ONLY LOCK

+ **2MM.015.0xTx** . xx

+ **2MM.020.0Uxx** . xx

+ **2MM.020.0Uxx** . xx



STOREROOM
ANSI F07

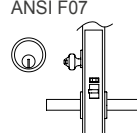
2 1/2"
2 3/4"

2MM.LCK.0P00 . xx + ONLY LOCK

+ **2MM.015.0xTx** . xx

+ **2MM.020.0Uxx** . xx

+ **2MM.020.0Uxx** . xx



OFFICE/ENTRY
ANSI F04 + F13

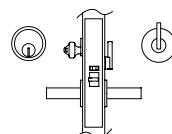
2 1/2"
2 3/4"

2MM.LCK.0I00 . xx + ONLY LOCK

+ **2MM.015.0xTx** . xx
 Add thumturns page 266

+ **2MM.020.0Uxx** . xx
 Add thumturns page 266

+ **YOD.020.0Uxx** . xx
 Add thumturns page 266



DORMITORY
ANSI F13

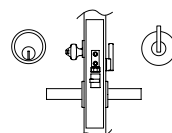
2 1/2"
2 3/4"

2MM.LCK.0E00 . xx + ONLY LOCK

+ **2MM.015.0xTx** . xx
 Add thumturns page 266

+ **2MM.020.0Uxx** . xx
 Add thumturns page 266

+ **2MM.020.0Uxx** . xx
 Add thumturns page 266



PRIVACY
ANSI F19

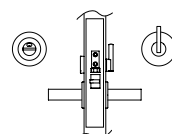
2 1/2"
2 3/4"

2MM.LCK.0M00 . xx + ONLY LOCK

+ **2MM.015.0xTx** . xx
 Add thumturns page 266

+ **2MM.020.0Uxx** . xx
 Add thumturns page 266

+ **2MM.020.0Uxx** . xx
 Add thumturns page 266



.XX = FINISH CODE

- STAINLESS STEEL
- .43 BRIGHT STAINLESS STEEL (ANSI/BHMA 629 - USD32)
- .44 SATIN STAINLESS STEEL (ANSI/BHMA 630 - USD32D)
- PVD ON REQUEST
- .83 BLACK SATIN
- Colours on demand, minimum lot to be agreed.
- Screws and grub screws not pvd

- STAINLESS STEEL POWDERCOATED ON REQUEST
- .40 BLACK RAL 9005 - TO MATCH WITH PBA BLACK ALUMINIUM
- .31 WHITE RAL 9010
- .32 GREY
- .38 CHAMPAGNE
- .39 BRONZE - TO MATCH WITH PBA BRONZE ALUMINIUM
- .41 SILVER
- .99 COLOURS ON REQUEST TO MATCH ANY RAL #
(screws, grub screws and plastic parts non powdercoated)
available on request depending on quantities

AVAILABLE LOCKS page 406
MORTISE CYLINDERS NOT INCLUDED. SEE PAGE 406 FOR COMPATIBLE MODELS
STANDARD FACEPLATE SATIN STAINLESS STEEL.
BLACK AND BRONZE AVAILABLE ON REQUEST
SPINDLE DEPTH, LEVERS POSITION ON THE LOCKSET AND FIXING
(SINGLE OR BACK TO BACK) MUST BE SPECIFIED ORDERING - see page 407

HANDLE FOR MORTISE

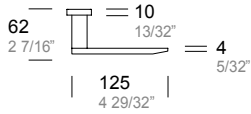
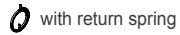
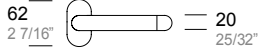
GLASS DOORS WITH ALUMINIUM PROFILE OR WOOD AND HM DOORS



ITEM

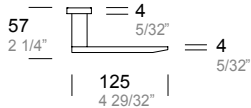
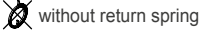

2MM.020.0008 . xx

32
1 17/64"



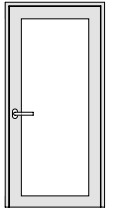
2MM.020.0004 . xx

32
1 17/64"



NARROW BACKSET LOCK

GLASS DOORS WITH ALUMINIUM PROFILE OR WOOD AND HM DOORS



FUNCTION

BACKSET

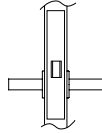
HOW TO ORDER

PASSAGE
ANSI F01

1 1/8"

2MM.LCF.0A00.00. x + ONLY LOCK

2MM.015.0008 . xx
2MM.015.0004 . xx

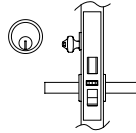


OFFICE/CORRIDOR
ANSI F04

1 1/8"

2MM.LCF.0F00.00. x + ONLY LOCK

2MM.015.0008 . xx
2MM.015.0004 . xx



.XX = FINISH CODE

STAINLESS STEEL

- .43 BRIGHT STAINLESS STEEL (ANSI/BHMA 629 - USD32)
- .44 SATIN STAINLESS STEEL (ANSI/BHMA 630 - USD32D)

PVD ON REQUEST

- .83 BLACK SATIN
- Colours on demand, minimum lot to be agreed.
- Screws and grub screws not pvd

STAINLESS STEEL POWDERCOATED ON REQUEST

- .40 BLACK RAL 9005 - TO MATCH WITH PBA BLACK ALUMINIUM
- .31 WHITE RAL 9010
- .32 GREY
- .38 CHAMPAGNE
- .39 BRONZE - TO MATCH WITH PBA BRONZE ALUMINIUM
- .41 SILVER

- .99 COLOURS ON REQUEST TO MATCH ANY RAL # (screws, grub screws and plastic parts not powdercoated) available on request depending on quantities

- ◆ . 1 LEFT HAND (LH)
- . 2 RIGHT HAND (RH)

AVAILABLE LOCKS page 408

MORTISE CYLINDERS NOT INCLUDED SEE PAGE 406 FOR COMPATIBLE MODELS

STANDARD FACEPLATE SATIN STAINLESS STEEL. BLACK AND BRONZE AVAILABLE ON REQUEST

SPINDLE DEPTH, LEVERS POSITION ON THE LOCKSET AND FIXING (SINGLE OR BACK TO BACK) MUST BE SPECIFIED ORDERING - see page 409

HANDLE WITH LATCH
WOOD OR HM DOORS



ITEM	BACKSET	FUNCTION	
2MM.020.SA70 . xx	70 mm 2 3/4"	PASSAGE	
2MM.020.SA60 . xx	60 mm 2 3/8"		
latch included			
with return spring			
2MM.020.SB70 . xx	70 mm 2 3/4"	PRIVACY	
2MM.020.SB60 . xx	60 mm 2 3/8"		
latch included			
with return spring			
2MM.020.MA70 . xx	70 mm 2 3/4"	PASSAGE WITH MAGNETIC BOLT	
2MM.020.MA60 . xx	60 mm 2 3/8"		
latch included			
with return spring			
2MM.020.MB70 . xx	70 mm 2 3/4"	PRIVACY WITH MAGNETIC BOLT	
2MM.020.MB60 . xx	60 mm 2 3/8"		
latch included			
with return spring			

HANDLE DUMMY
WOOD OR HM DOORS



ITEM			
2MM.020.0D06 . xx	SINGLE		
2MM.020.C0D6 . xx	PAIR		
dummy			
without return spring			
2MM.020.0D05 . xx	SINGLE		
2MM.020.C0D5 . xx	PAIR		
dummy			
without return spring			

.XX = FINISH CODE

STAINLESS STEEL
.43 BRIGHT STAINLESS STEEL (ANSI/BHMA 629 - USD32)
.44 SATIN STAINLESS STEEL (ANSI/BHMA 630 - USD32D)

PVD ON REQUEST
.83 BLACK SATIN
Colours on demand, minimum lot to be agreed.
Screws and grub screws not pvd

STAINLESS STEEL POWDERCOATED ON REQUEST
.40 BLACK RAL 9005 - TO MATCH WITH PBA BLACK ALUMINIUM
.31 WHITE RAL 9010
.32 GREY
.38 CHAMPAGNE
.39 BRONZE - TO MATCH WITH PBA BRONZE ALUMINIUM
.41 SILVER

.99 COLOURS ON REQUEST TO MATCH ANY RAL #
(screws, grub screws and plastic parts non powdercoated)
available on request depending on quantities

LATCH DETAILS
page 411



ITEM

0IT.153.xxxx.xx

MATERIALS, FINISHING AND DETAILS

.XX = FINISH CODE

STAINLESS STEEL

- .43 SATIN STAINLESS STEEL (ANSI/BHMA 630 - USD32D)**
- .44 BRIGHT STAINLESS STEEL (ANSI/BHMA 629 - USD32)**

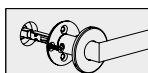
STAINLESS STEEL POWDERCOATED

- .40 BLACK RAL 9005 - TO MATCH WITH PBA BLACK ALUMINIUM**
- .31 WHITE RAL 9010**
- .32 GREY**
- .38 CHAMPAGNE**
- .39 BRONZE - TO MATCH WITH PBA BRONZE ALUMINIUM**
- .41 SILVER**
- .99 COLOURS ON REQUEST TO MATCH ANY RAL #**
(screws, grub screws and plastic parts non powdercoated).
Available on request depending on quantities.

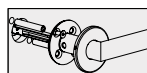
PVD ON SELECTED ITEMS

- .83 BLACK SATIN**
Colours on demand, minimum lot to be agreed.
Screws and grub screws not pvd.

HANDLES FIXING TO SPECIFY BEFORE ORDER



SINGLE FIXING



BACK TO BACK FIXING

HANDLE FOR MORTISE
WOOD OR HM DOORS

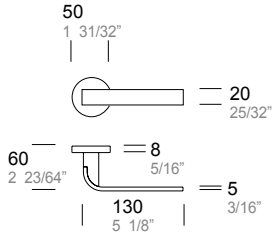


ITEM

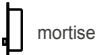
0IT.153.0UT8 . xx



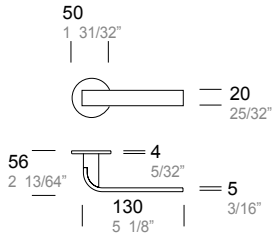
with return spring



0IT.153.00T4 . xx



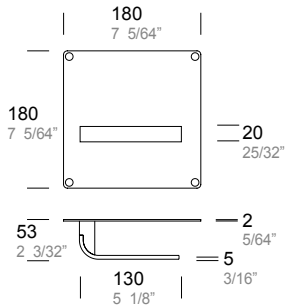
without return spring



0IT.153.0Uxx . xx



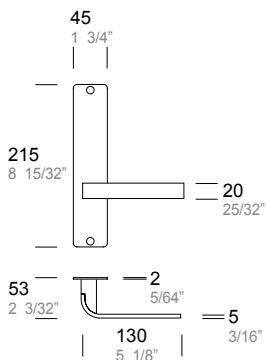
without return spring




0IT.153.0Uxx . xx



without return spring



LOCK
WOOD OR HM DOORS



FUNCTION

BACKSET

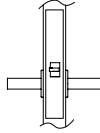
HOW TO ORDER

PASSAGE
ANSI F01

2 1/2"
2 3/4"

2MM.LCK.0A00 . xx
ONLY LOCK

+ 0IT.153.0xTx . xx



+ 0IT.153.0Uxx . xx

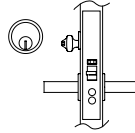
+ 0IT.153.0Uxx . xx

OFFICE/CORRIDOR
ANSI F04

2 1/2"
2 3/4"

2MM.LCK.0F00 . xx
ONLY LOCK

+ 0IT.153.0xTx . xx



+ 0IT.153.0Uxx . xx

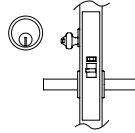
+ 0IT.153.0Uxx . xx

CLASSROOM
ANSI F05

2 1/2"
2 3/4"

2MM.LCK.0G00 . xx
ONLY LOCK

+ 0IT.153.0xTx . xx



+ 0IT.153.0Uxx . xx

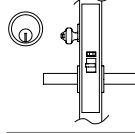
+ 0IT.153.0Uxx . xx

STOREROOM
ANSI F07

2 1/2"
2 3/4"

2MM.LCK.0P00 . xx
ONLY LOCK

+ 0IT.153.0xTx . xx



+ 0IT.153.0Uxx . xx

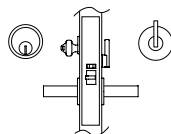
+ 0IT.153.0Uxx . xx

OFFICE/ENTRY
ANSI F04 + F13

2 1/2"
2 3/4"

2MM.LCK.0I00 . xx
ONLY LOCK

+ 0IT.153.0xTx . xx
 Add thumbturns page 266



+ 0IT.153.0Uxx . xx
 Add thumbturns page 266

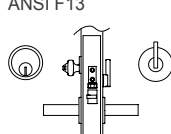
+ 0IT.153.0Uxx . xx
 Add thumbturns page 266

DORMITORY
ANSI F13

2 1/2"
2 3/4"

2MM.LCK.0E00 . xx
ONLY LOCK

+ 0IT.153.0xTx . xx
 Add thumbturns page 266



+ 0IT.153.0Uxx . xx
 Add thumbturns page 266

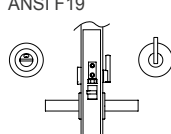
+ 0IT.153.0Uxx . xx
 Add thumbturns page 266

PRIVACY
ANSI F19

2 1/2"
2 3/4"

2MM.LCK.0M00 . xx
ONLY LOCK

+ 0IT.153.0xTx . xx
 Add thumbturns page 266



+ 0IT.153.0Uxx . xx
 Add thumbturns page 266

+ 0IT.153.0Uxx . xx
 Add thumbturns page 266

.XX = FINISH CODE

- .43 STAINLESS STEEL
- .43 BRIGHT STAINLESS STEEL (ANSI/BHMA 629 - USD32)
- .44 SATIN STAINLESS STEEL (ANSI/BHMA 630 - USD32D)

PVD ON REQUEST

- .83 BLACK SATIN
- Colours on demand, minimum lot to be agreed.
- Screws and grub screws not pvd

- .40 STAINLESS STEEL POWDERCOATED ON REQUEST
- .40 BLACK RAL 9005 - TO MATCH WITH PBA BLACK ALUMINIUM
- .31 WHITE RAL 9010
- .32 GREY
- .38 CHAMPAGNE
- .39 BRONZE - TO MATCH WITH PBA BRONZE ALUMINIUM
- .41 SILVER

- .99 COLOURS ON REQUEST TO MATCH ANY RAL #
- (screws, grub screws and plastic parts non powdercoated)
- available on request depending on quantities

AVAILABLE LOCKS page 406
MORTISE CYLINDERS NOT INCLUDED. SEE PAGE 406 FOR COMPATIBLE MODELS

STANDARD FACEPLATE SATIN STAINLESS STEEL.
BLACK AND BRONZE AVAILABLE ON REQUEST

SPINDLE DEPTH, LEVERS POSITION ON THE LOCKSET AND FIXING
(SINGLE OR BACK TO BACK) MUST BE SPECIFIED ORDERING - see page 407

HANDLE WITH LATCH
WOOD OR HM DOORS



ITEM	BACKSET	FUNCTION	
01T.153.SA70 . xx	70 mm 2 3/4"	PASSAGE	62 2 7/16"
01T.153.SA60 . xx	60 mm 2 3/8"		20 25/32"
latch included			61 2 13/32"
with return spring			11 7/16"
			5 3/16"
			130 5 1/8"
01T.153.SB70 . xx	70 mm 2 3/4"	PRIVACY	62 2 7/16"
01T.153.SB60 . xx	60 mm 2 3/8"		20 25/32"
latch included			61 2 13/32"
with return spring			11 7/16"
			5 3/16"
			130 5 1/8"
01T.153.MA70 . xx	70 mm 2 3/4"	PASSAGE WITH MAGNETIC BOLT	62 2 7/16"
01T.153.MA60 . xx	60 mm 2 3/8"		20 25/32"
latch included			61 2 13/32"
with return spring			11 7/16"
			5 3/16"
			130 5 1/8"
01T.153.MB70 . xx	70 mm 2 3/4"	PRIVACY WITH MAGNETIC BOLT	62 2 7/16"
01T.153.MB60 . xx	60 mm 2 3/8"		20 25/32"
latch included			61 2 13/32"
with return spring			11 7/16"
			5 3/16"
			130 5 1/8"

HANDLE DUMMY
WOOD OR HM DOORS



ITEM	BACKSET	FUNCTION	
01T.153.0D06 . xx	SINGLE		62 2 7/16"
01T.153.C0D6 . xx	PAIR		20 25/32"
dummy			61 2 13/32"
without return spring			11 7/16"
			5 3/16"
			130 5 1/8"
01T.153.0D05 . xx	SINGLE		50 1 31/32"
01T.153.C0D5 . xx	PAIR		20 25/32"
dummy			60 2 23/64"
without return spring			8 5/16"
			5 3/16"
			130 5 1/8"

.XX = FINISH CODE

STAINLESS STEEL
.43 BRIGHT STAINLESS STEEL (ANSI/BHMA 629 - USD32)
.44 SATIN STAINLESS STEEL (ANSI/BHMA 630 - USD32D)

PVD ON REQUEST
.83 BLACK SATIN
Colours on demand, minimum lot to be agreed.
Screws and grub screws not pvd

STAINLESS STEEL POWDERCOATED ON REQUEST
.40 BLACK RAL 9005 - TO MATCH WITH PBA BLACK ALUMINIUM
.31 WHITE RAL 9010
.32 GREY
.38 CHAMPAGNE
.39 BRONZE - TO MATCH WITH PBA BRONZE ALUMINIUM
.41 SILVER

.99 COLOURS ON REQUEST TO MATCH ANY RAL #
(screws, grub screws and plastic parts not powdercoated)
available on request depending on quantities

LATCH DETAILS
page 411



ITEM

2MM.030.xxxx.xx

MATERIALS, FINISHING AND DETAILS

.XX = FINISH CODE

STAINLESS STEEL

- .43 SATIN STAINLESS STEEL (ANSI/BHMA 630 - USD32D)
- .44 BRIGHT STAINLESS STEEL (ANSI/BHMA 629 - USD32)

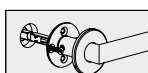
STAINLESS STEEL POWDERCOATED

- .40 BLACK RAL 9005 - TO MATCH WITH PBA BLACK ALUMINIUM
- .31 WHITE RAL 9010
- .32 GREY
- .38 CHAMPAGNE
- .39 BRONZE - TO MATCH WITH PBA BRONZE ALUMINIUM
- .41 SILVER
- .99 COLOURS ON REQUEST TO MATCH ANY RAL #
(screws, grub screws and plastic parts non powdercoated).
Available on request depending on quantities.

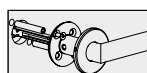
PVD ON SELECTED ITEMS

- .83 BLACK SATIN
Colours on demand, minimum lot to be agreed.
Screws and grub screws not pvd.

HANDLES FIXING TO SPECIFY BEFORE ORDER



SINGLE FIXING



BACK TO BACK FIXING

HANDLE FOR MORTISE
WOOD OR HM DOORS

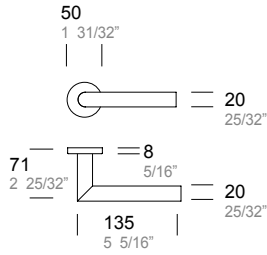


ITEM

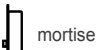
2MM.030.0UT8 . xx



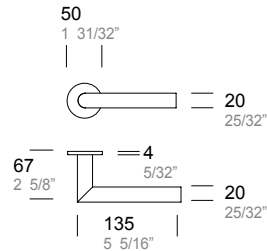
with return spring



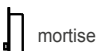
2MM.030.00T4 . xx



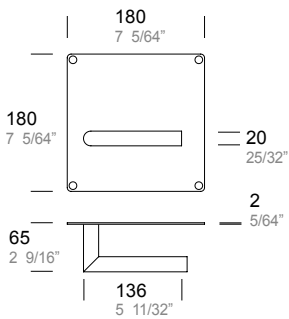
without return spring



2MM.030.0Uxx . xx



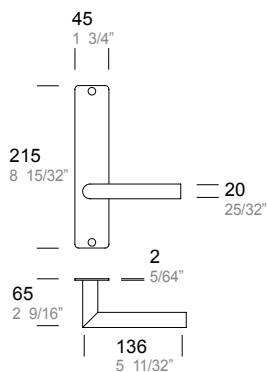
without return spring



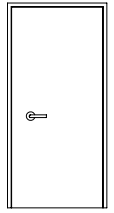

2MM.030.0Uxx . xx



without return spring



LOCK
WOOD OR HM DOORS



FUNCTION

BACKSET

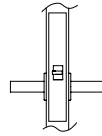
HOW TO ORDER

PASSAGE
ANSI F01

2 1/2"
2 3/4"

2MM.LCK.0A00 . xx + ONLY LOCK

2MM.030.0xTx . xx



+ 2MM.030.0Uxx . xx

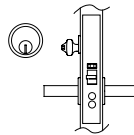
+ 2MM.030.0Uxx . xx

OFFICE/CORRIDOR
ANSI F04

2 1/2"
2 3/4"

2MM.LCK.0F00 . xx + ONLY LOCK

2MM.030.0xTx . xx



+ 2MM.030.0Uxx . xx

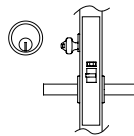
+ 2MM.030.0Uxx . xx

CLASSROOM
ANSI F05

2 1/2"
2 3/4"

2MM.LCK.0G00 . xx + ONLY LOCK

2MM.030.0xTx . xx



+ 2MM.030.0Uxx . xx

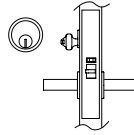
+ 2MM.030.0Uxx . xx

STOREROOM
ANSI F07

2 1/2"
2 3/4"

2MM.LCK.0P00 . xx + ONLY LOCK

2MM.030.0xTx . xx



+ 2MM.030.0Uxx . xx

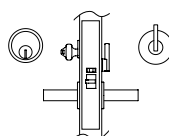
+ 2MM.030.0Uxx . xx

OFFICE/ENTRY
ANSI F04 + F13

2 1/2"
2 3/4"

2MM.LCK.0I00 . xx + ONLY LOCK

2MM.030.0xTx . xx
 Add thumbturns page 266



+ 2MM.030.0Uxx . xx
 Add thumbturns page 266

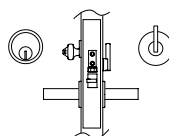
+ YOD.030.0Uxx . xx
 Add thumbturns page 266

DORMITORY
ANSI F13

2 1/2"
2 3/4"

2MM.LCK.0E00 . xx + ONLY LOCK

2MM.030.0xTx . xx
 Add thumbturns page 266



+ 2MM.030.0Uxx . xx
 Add thumbturns page 266

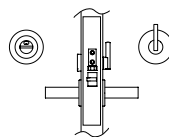
+ 2MM.030.0Uxx . xx
 Add thumbturns page 266

PRIVACY
ANSI F19

2 1/2"
2 3/4"

2MM.LCK.0M00 . xx + ONLY LOCK

2MM.030.0xTx . xx
 Add thumbturns page 266



+ 2MM.030.0Uxx . xx
 Add thumbturns page 266

+ 2MM.030.0Uxx . xx
 Add thumbturns page 266

.XX = FINISH CODE

- .43 STAINLESS STEEL
- .43 BRIGHT STAINLESS STEEL (ANSI/BHMA 629 - USD32)
- .44 SATIN STAINLESS STEEL (ANSI/BHMA 630 - USD32D)

PVD ON REQUEST

- .83 BLACK SATIN
- Colours on demand, minimum lot to be agreed.
- Screws and grub screws not pvd

- .40 STAINLESS STEEL POWDERCOATED ON REQUEST
- .40 BLACK RAL 9005 - TO MATCH WITH PBA BLACK ALUMINIUM
- .31 WHITE RAL 9010
- .32 GREY
- .38 CHAMPAGNE
- .39 BRONZE - TO MATCH WITH PBA BRONZE ALUMINIUM
- .41 SILVER

- .99 COLOURS ON REQUEST TO MATCH ANY RAL #
- (screws, grub screws and plastic parts non powdercoated)
- available on request depending on quantities

AVAILABLE LOCKS page 406
MORTISE CYLINDERS NOT INCLUDED. SEE PAGE 406 FOR COMPATIBLE MODELS

STANDARD FACEPLATE SATIN STAINLESS STEEL.
BLACK AND BRONZE AVAILABLE ON REQUEST

SPINDLE DEPTH, LEVERS POSITION ON THE LOCKSET AND FIXING
(SINGLE OR BACK TO BACK) MUST BE SPECIFIED ORDERING - see page 407

HANDLE FOR MORTISE

GLASS DOORS WITH ALUMINIUM PROFILE OR WOOD AND HM DOORS



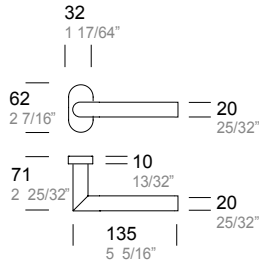
ITEM

2MM.030.0008 . xx



mortise

with return spring

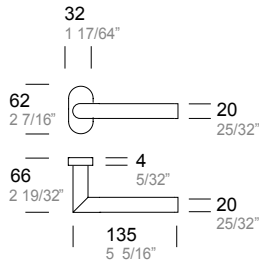


2MM.030.0004 . xx



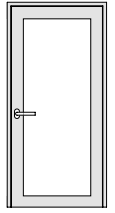

mortise

without return spring



NARROW BACKSET LOCK

GLASS DOORS WITH ALUMINIUM PROFILE OR WOOD AND HM DOORS



FUNCTION

BACKSET

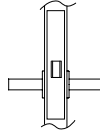
HOW TO ORDER

PASSAGE
ANSI F01

1 1/8"

2MM.LCF.0A00.00. x ONLY LOCK

+ **2MM.030.0008 . xx**
2MM.030.0004 . xx

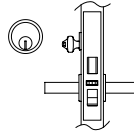


OFFICE/CORRIDOR
ANSI F04

1 1/8"

2MM.LCF.0F00.00. x ONLY LOCK

+ **2MM.030.0008 . xx**
2MM.030.0004 . xx



.XX = FINISH CODE

STAINLESS STEEL

- .43 BRIGHT STAINLESS STEEL (ANSI/BHMA 629 - USD32)
- .44 SATIN STAINLESS STEEL (ANSI/BHMA 630 - USD32D)

PVD ON REQUEST

- .83 BLACK SATIN
- Colours on demand, minimum lot to be agreed.
- Screws and grub screws not pvd

STAINLESS STEEL POWDERCOATED ON REQUEST

- .40 BLACK RAL 9005 - TO MATCH WITH PBA BLACK ALUMINIUM
- .31 WHITE RAL 9010
- .32 GREY
- .38 CHAMPAGNE
- .39 BRONZE - TO MATCH WITH PBA BRONZE ALUMINIUM
- .41 SILVER

- .99 COLOURS ON REQUEST TO MATCH ANY RAL # (screws, grub screws and plastic parts not powdercoated) available on request depending on quantities

- ◆ . 1 LEFT HAND (LH)
- . 2 RIGHT HAND (RH)

AVAILABLE LOCKS page 408

MORTISE CYLINDERS NOT INCLUDED SEE PAGE 406 FOR COMPATIBLE MODELS

STANDARD FACEPLATE SATIN STAINLESS STEEL.
BLACK AND BRONZE AVAILABLE ON REQUEST

SPINDLE DEPTH, LEVERS POSITION ON THE LOCKSET AND FIXING (SINGLE OR BACK TO BACK) MUST BE SPECIFIED ORDERING - see page 409

HANDLE WITH LATCH
WOOD OR HM DOORS



ITEM BACKSET FUNCTION

2MM.030.SA70 . xx	70 mm 2 3/4"	PASSAGE	
2MM.030.SA60 . xx	60 mm 2 3/8"		
latch included			
with return spring			

2MM.030.SB70 . xx	70 mm 2 3/4"	PRIVACY	
2MM.030.SB60 . xx	60 mm 2 3/8"		
latch included			
with return spring			

2MM.030.MA70 . xx	70 mm 2 3/4"	PASSAGE WITH MAGNETIC BOLT	
2MM.030.MA60 . xx	60 mm 2 3/8"		
latch included			
with return spring			

2MM.030.MB70 . xx	70 mm 2 3/4"	PRIVACY WITH MAGNETIC BOLT	
2MM.030.MB60 . xx	60 mm 2 3/8"		
latch included			
with return spring			

.XX = FINISH CODE

- STAINLESS STEEL**
.43 BRIGHT STAINLESS STEEL (ANSI/BHMA 629 - USD32)
.44 SATIN STAINLESS STEEL (ANSI/BHMA 630 - USD32D)

- PVD ON REQUEST**
.83 BLACK SATIN
Colours on demand, minimum lot to be agreed.
Screws and grub screws not pvd

- STAINLESS STEEL POWDERCOATED ON REQUEST**
.40 BLACK RAL 9005 - TO MATCH WITH PBA BLACK ALUMINIUM
.31 WHITE RAL 9010
.32 GREY
.38 CHAMPAGNE
.39 BRONZE - TO MATCH WITH PBA BRONZE ALUMINIUM
.41 SILVER

- .99 COLOURS ON REQUEST TO MATCH ANY RAL #
(screws, grub screws and plastic parts non powdercoated)
available on request depending on quantities

HANDLE DUMMY
WOOD OR HM DOORS



ITEM

2MM.030.0D06 . xx	SINGLE	
2MM.030.C0D6 . xx	PAIR	
dummy		
without return spring		

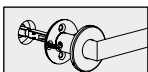
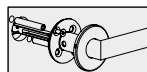
2MM.030.0D05 . xx	SINGLE	
2MM.030.C0D5 . xx	PAIR	
dummy		
without return spring		

**ITEM****2MM.030.xxxx.45**

MATERIALS, FINISHING AND DETAILS

FINISH CODE**STAINLESS STEEL****.45 SATIN STAINLESS STEEL (ANSI/BHMA 630 - USD32D) + BRIGHT STAINLESS STEEL (ANSI/BHMA 629 - USD32)**

HANDLES FIXING TO SPECIFY BEFORE ORDER

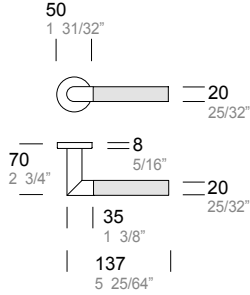
**SINGLE FIXING****BACK TO BACK FIXING**

HANDLE FOR MORTISE
WOOD OR HM DOORS



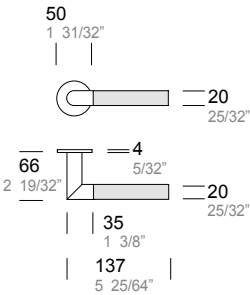
ITEM

2MM.030.0UT8.45



- mortise
- with return spring


2MM.030.00T4.45



- mortise
- without return spring

- SATIN STAINLESS STEEL
- BRIGHT STAINLESS STEEL

LOCK
WOOD OR HM DOORS



FUNCTION

BACKSET

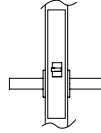
HOW TO ORDER

PASSAGE
ANSI F01

2 1/2"
2 3/4"

2MM.LCK.0A00 . xx + **ONLY LOCK**

2MM.030.0xTx.45

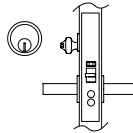


OFFICE/CORRIDOR
ANSI F04

2 1/2"
2 3/4"

2MM.LCK.0F00 . xx + **ONLY LOCK**

2MM.030.0xTx.45

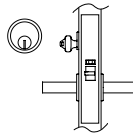


CLASSROOM
ANSI F05

2 1/2"
2 3/4"

2MM.LCK.0G00 . xx + **ONLY LOCK**

2MM.030.0xTx.45

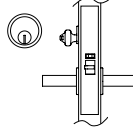


STOREROOM
ANSI F07

2 1/2"
2 3/4"

2MM.LCK.0P00 . xx + **ONLY LOCK**

2MM.030.0xTx.45

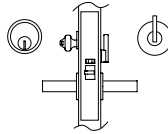


OFFICE/ENTRY
ANSI F04 + F13

2 1/2"
2 3/4"

2MM.LCK.0I00 . xx + **ONLY LOCK**

2MM.030.0xTx.45
 Add thumbturns page 266

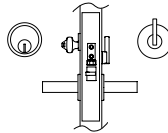


DORMITORY
ANSI F13

2 1/2"
2 3/4"

2MM.LCK.0E00 . xx + **ONLY LOCK**

2MM.030.0xTx.45
 Add thumbturns page 266

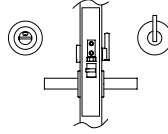


PRIVACY
ANSI F19

2 1/2"
2 3/4"

2MM.LCK.0M00 . xx + **ONLY LOCK**

2MM.030.0xTx.45
 Add thumbturns page 266



FINISH CODE

.45 STAINLESS STEEL
BRIGHT STAINLESS STEEL (ANSI/BHMA 629 - USD32) + SATIN STAINLESS STEEL (ANSI/BHMA 630 - USD32D)

AVAILABLE LOCKS page 406

MORTISE CYLINDERS NOT INCLUDED. SEE PAGE 406 FOR COMPATIBLE MODELS

STANDARD FACEPLATE SATIN STAINLESS STEEL.
BLACK AND BRONZE AVAILABLE ON REQUEST

SPINDLE DEPTH, LEVERS POSITION ON THE LOCKSET AND FIXING
(SINGLE OR BACK TO BACK) MUST BE SPECIFIED ORDERING - see page 407

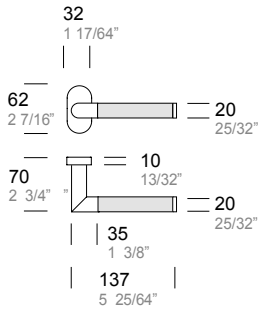
HANDLE FOR MORTISE

GLASS DOORS WITH ALUMINIUM PROFILE OR WOOD AND HM DOORS



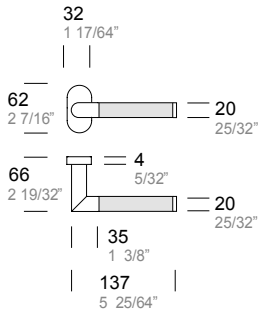
ITEM

2MM.030.0008.45



- mortise
- with return spring

2MM.030.0004.45

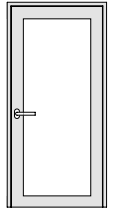


- mortise
- without return spring

- SATIN STAINLESS STEEL
- BRIGHT STAINLESS STEEL

NARROW BACKSET LOCK

GLASS DOORS WITH ALUMINIUM PROFILE OR WOOD AND HM DOORS



FUNCTION

BACKSET

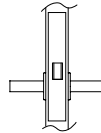
HOW TO ORDER

PASSAGE
ANSI F01

1 1/8"

2MM.LCF.0A00.00. x + ONLY LOCK

2MM.030.0008.45
 2MM.030.0004.45

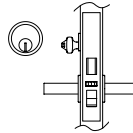


OFFICE/CORRIDOR
ANSI F04

1 1/8"

2MM.LCF.0F00.00. x + ONLY LOCK

2MM.030.0008.45
 2MM.030.0004.45



FINISH CODE

.45 STAINLESS STEEL
BRIGHT STAINLESS STEEL (ANSI/BHMA 629 - USD32) + SATIN STAINLESS STEEL (ANSI/BHMA 630 - USD32D)

- ◆ . 1 LEFT HAND (LH)
- . 2 RIGHT HAND (RH)

AVAILABLE LOCKS page 408

MORTISE CYLINDERS NOT INCLUDED SEE PAGE 406 FOR COMPATIBLE MODELS

STANDARD FACEPLATE SATIN STAINLESS STEEL.
BLACK AND BRONZE AVAILABLE ON REQUEST

SPINDLE DEPTH, LEVERS POSITION ON THE LOCKSET AND FIXING
(SINGLE OR BACK TO BACK) MUST BE SPECIFIED ORDERING - see page 409



ITEM

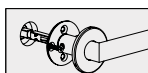
YOD.003.xxxx.xx

MATERIALS, FINISHING AND DETAILS

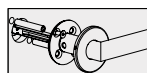
.XX = FINISH CODE

WOOD		STAINLESS STEEL		
.46	WENGÈ	SATIN STAINLESS STEEL (ANSI/BHMA 630 - USD32D)		
.49	WENGÈ	BRIGHT STAINLESS STEEL (ANSI/BHMA 629 - USD32)		
.47	ASH	SATIN STAINLESS STEEL (ANSI/BHMA 630 - USD32D)		
.50	ASH	BRIGHT STAINLESS STEEL (ANSI/BHMA 629 - USD32)		
.48	MAHOGANY	SATIN STAINLESS STEEL (ANSI/BHMA 630 - USD32D)		
.51	MAHOGANY	BRIGHT STAINLESS STEEL (ANSI/BHMA 629 - USD32)		
.52	BLEACHED WHITE OAK	SATIN STAINLESS STEEL (ANSI/BHMA 630 - USD32D)		
.53	BLEACHED WHITE OAK	BRIGHT STAINLESS STEEL (ANSI/BHMA 629 - USD32)		
STAINLESS STEEL POWDERCOATED				
.40	BLACK RAL 9005 - TO MATCH WITH PBA BLACK ALUMINIUM			
.31	WHITE RAL 9010			
.32	GREY			
.38	CHAMPAGNE			
.39	BRONZE - TO MATCH WITH PBA BRONZE ALUMINIUM			
.41	SILVER			
.99	COLOURS ON REQUEST TO MATCH ANY RAL # (screws, grub screws and plastic parts non powdercoated). Available on request depending on quantities.			
WOOD + STAINLESS STEEL POWDERCOATED				
.31	BLEACHED WHITE OAK + WHITE			
.40	WENGÈ + BLACK			
PVD ON SELECTED ITEMS				
.83	BLACK SATIN Colours on demand, minimum lot to be agreed. Screws and grub screws not pvd.			

HANDLES FIXING TO SPECIFY BEFORE ORDER



SINGLE FIXING



BACK TO BACK FIXING

HANDLE FOR MORTISE
WOOD OR HM DOORS

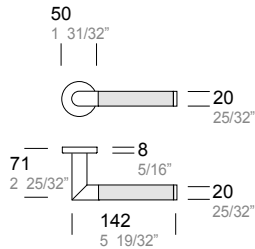


ITEM

YOD.003.0UT8 . xx



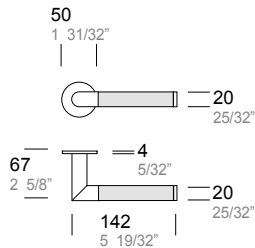
with return spring



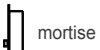
YOD.003.00T4 . xx



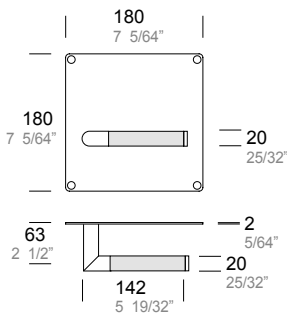
without return spring



YOD.003.0Uxx . xx



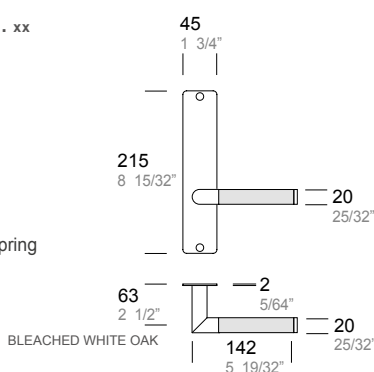
without return spring





YOD.003.0Uxx . xx



without return spring



LOCK
WOOD OR HM DOORS



FUNCTION

BACKSET

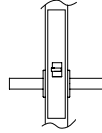
HOW TO ORDER

PASSAGE
ANSI F01

2 1/2"
2 3/4"

2MM.LCK.0A00 . xx
ONLY LOCK

+ **YOD.003.0xTx . xx**



+ **YOD.003.0Uxx . xx**

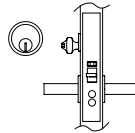
+ **YOD.003.0Uxx . xx**

OFFICE/CORRIDOR
ANSI F04

2 1/2"
2 3/4"

2MM.LCK.0F00 . xx
ONLY LOCK

+ **YOD.003.0xTx . xx**



+ **YOD.003.0Uxx . xx**

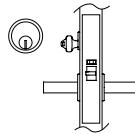
+ **YOD.003.0Uxx . xx**

CLASSROOM
ANSI F05

2 1/2"
2 3/4"

2MM.LCK.0G00 . xx
ONLY LOCK

+ **YOD.003.0xTx . xx**



+ **YOD.003.0Uxx . xx**

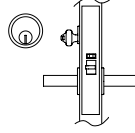
+ **YOD.003.0Uxx . xx**

STOREROOM
ANSI F07

2 1/2"
2 3/4"

2MM.LCK.0P00 . xx
ONLY LOCK

+ **YOD.003.0xTx . xx**



+ **YOD.003.0Uxx . xx**

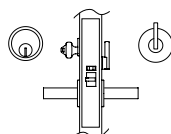
+ **YOD.003.0Uxx . xx**

OFFICE/ENTRY
ANSI F04 + F13

2 1/2"
2 3/4"

2MM.LCK.0I00 . xx
ONLY LOCK

+ **YOD.003.0xTx . xx**
⊕ Add thumbturns page 266



+ **YOD.003.0Uxx . xx**
⊕ Add thumbturns page 266

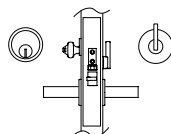
+ **YOD.003.0Uxx . xx**
⊕ Add thumbturns page 266

DORMITORY
ANSI F13

2 1/2"
2 3/4"

2MM.LCK.0E00 . xx
ONLY LOCK

+ **YOD.003.0xTx . xx**
⊕ Add thumbturns page 266



+ **YOD.003.0Uxx . xx**
⊕ Add thumbturns page 266

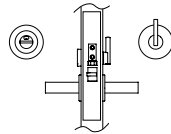
+ **YOD.003.0Uxx . xx**
⊕ Add thumbturns page 266

PRIVACY
ANSI F19

2 1/2"
2 3/4"

2MM.LCK.0M00 . xx
ONLY LOCK

+ **YOD.003.0xTx . xx**
⊕ Add thumbturns page 266



+ **YOD.003.0Uxx . xx**
⊕ Add thumbturns page 266

+ **YOD.003.0Uxx . xx**
⊕ Add thumbturns page 266

.XX = FINISH CODE

- WOOD**
- .46 WENGÉ
 - .49 WENGÉ
 - .47 ASH
 - .50 ASH
 - .48 MAHOGANY
 - .51 MAHOGANY
 - .52 BLEACHED WHITE OAK
 - .53 BLEACHED WHITE OAK

- STAINLESS STEEL**
- SATIN STAINLESS STEEL (ANSI/BHMA 630 - USD32D)
 - BRIGHT STAINLESS STEEL (ANSI/BHMA 629 - USD32)
 - SATIN STAINLESS STEEL (ANSI/BHMA 630 - USD32D)
 - BRIGHT STAINLESS STEEL (ANSI/BHMA 629 - USD32)
 - SATIN STAINLESS STEEL (ANSI/BHMA 630 - USD32D)
 - BRIGHT STAINLESS STEEL (ANSI/BHMA 629 - USD32)
 - SATIN STAINLESS STEEL (ANSI/BHMA 630 - USD32D)
 - BRIGHT STAINLESS STEEL (ANSI/BHMA 629 - USD32)

- STAINLESS STEEL POWDERCOATED ON REQUEST**
- .40 BLACK RAL 9005 - TO MATCH WITH PBA BLACK ALUMINIUM
 - .31 WHITE RAL 9010
 - .32 GREY
 - .38 CHAMPAGNE
 - .39 BRONZE - TO MATCH WITH PBA BRONZE ALUMINIUM
 - .41 SILVER
 - .99 COLOURS ON REQUEST TO MATCH ANY RAL #
(screws, grub screws and plastic parts non powdercoated)
available on request depending on quantities

PVD ON REQUEST

- .83 BLACK SATIN
Colours on demand, minimum lot to be agreed. Screws and grub screws not pvd

AVAILABLE LOCKS page 406

MORTISE CYLINDERS NOT INCLUDED.
SEE PAGE 406 FOR COMPATIBLE MODELS

STANDARD FACEPLATE SATIN STAINLESS STEEL.
BLACK AND BRONZE AVAILABLE ON REQUEST

SPINDLE DEPTH, LEVERS POSITION ON THE LOCKSET AND FIXING
(SINGLE OR BACK TO BACK) MUST BE SPECIFIED ORDERING - see page 407

HANDLE WITH LATCH
WOOD OR HM DOORS



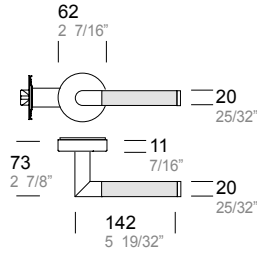
ITEM BACKSET FUNCTION

YOD.003.SA70 . xx 70 mm
2 3/4"

YOD.003.SA60 . xx 60 mm
2 3/8"

latch included

with return spring

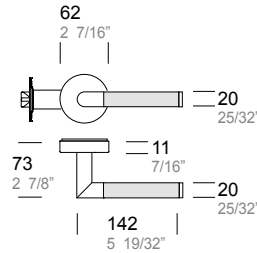


YOD.003.SB70 . xx 70 mm
2 3/4"

YOD.003.SB60 . xx 60 mm
2 3/8"

latch included

with return spring

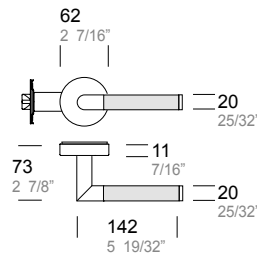


YOD.003.MA70 . xx 70 mm
2 3/4"

YOD.003.MA60 . xx 60 mm
2 3/8"

latch included

with return spring

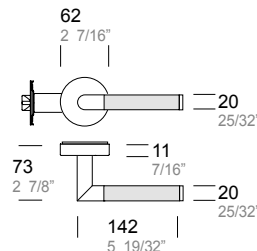


YOD.003.MB70 . xx 70 mm
2 3/4"

YOD.003.MB60 . xx 60 mm
2 3/8"

latch included

with return spring



HANDLE DUMMY
WOOD OR HM DOORS



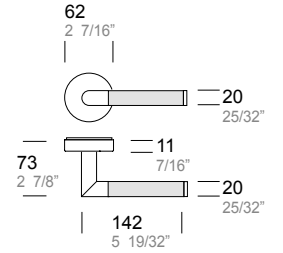
ITEM

YOD.003.0D06 . xx SINGLE

YOD.003.C0D6 . xx PAIR

dummy

without return spring

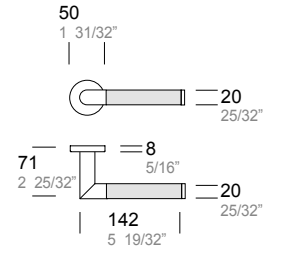


YOD.003.0D05 . xx SINGLE

YOD.003.C0D5 . xx PAIR

dummy

without return spring



.XX = FINISH CODE

- WOOD**
.46 WENGÉ
.49 WENGÉ
.47 ASH
.50 ASH
.48 MAHOGANY
.51 MAHOGANY
.52 BLEACHED WHITE OAK
.53 BLEACHED WHITE OAK

- STAINLESS STEEL**
SATIN STAINLESS STEEL (ANSI/BHMA 630 - USD32D)
BRIGHT STAINLESS STEEL (ANSI/BHMA 629 - USD32)
SATIN STAINLESS STEEL (ANSI/BHMA 630 - USD32D)
BRIGHT STAINLESS STEEL (ANSI/BHMA 629 - USD32)
SATIN STAINLESS STEEL (ANSI/BHMA 630 - USD32D)
BRIGHT STAINLESS STEEL (ANSI/BHMA 629 - USD32)
SATIN STAINLESS STEEL (ANSI/BHMA 630 - USD32D)
BRIGHT STAINLESS STEEL (ANSI/BHMA 629 - USD32)

- STAINLESS STEEL POWDERCOATED ON REQUEST**
.40 BLACK RAL 9005 - TO MATCH WITH PBA BLACK ALUMINIUM
.31 WHITE RAL 9010
.32 GREY
.38 CHAMPAGNE
.39 BRONZE - TO MATCH WITH PBA BRONZE ALUMINIUM
.41 SILVER

- .99 COLOURS ON REQUEST TO MATCH ANY RAL #
(screws, grub screws and plastic parts non powdercoated)
available on request depending on quantities

- PVD ON REQUEST**
.83 BLACK SATIN
Colours on demand, minimum lot to be agreed.
Screws and grub screws not pvd

LATCH DETAILS
page 411



ITEM

YOD.030.xxxx.xx

MATERIALS, FINISHING AND DETAILS

.XX = FINISH CODE

LEATHER		STAINLESS STEEL		
.4A	BLACK PLAIN	SATIN STAINLESS STEEL (ANSI/BHMA 630 - USD32D)		
.3A	BLACK PLAIN	BRIGHT STAINLESS STEEL (ANSI/BHMA 629 - USD32)		
.4G	BLACK HAMMERED	SATIN STAINLESS STEEL (ANSI/BHMA 630 - USD32D)		
.3G	BLACK HAMMERED	BRIGHT STAINLESS STEEL (ANSI/BHMA 629 - USD32)		
.4J	WHITE PLAIN	SATIN STAINLESS STEEL (ANSI/BHMA 630 - USD32D)		
.3J	WHITE PLAIN	BRIGHT STAINLESS STEEL (ANSI/BHMA 629 - USD32)		
.4I	GREY PLAIN	SATIN STAINLESS STEEL (ANSI/BHMA 630 - USD32D)		
.3I	GREY PLAIN	BRIGHT STAINLESS STEEL (ANSI/BHMA 629 - USD32)		
.4C	BROWN PLAIN	SATIN STAINLESS STEEL (ANSI/BHMA 630 - USD32D)		
.3C	BROWN PLAIN	BRIGHT STAINLESS STEEL (ANSI/BHMA 629 - USD32)		

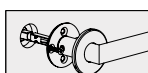
STAINLESS STEEL POWDERCOATED

.40	BLACK RAL 9005 - TO MATCH WITH PBA BLACK ALUMINIUM	
.31	WHITE RAL 9010	
.32	GREY	
.38	CHAMPAGNE	
.39	BRONZE - TO MATCH WITH PBA BRONZE ALUMINIUM	
.41	SILVER	
.99	COLOURS ON REQUEST TO MATCH ANY RAL # (screws, grub screws and plastic parts non powdercoated). Available on request depending on quantities.	

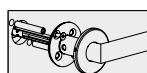
PVD ON SELECTED ITEMS

.83	BLACK SATIN	
	Colours on demand, minimum lot to be agreed. Screws and grub screws not pvd.	

HANDLES FIXING TO SPECIFY BEFORE ORDER



SINGLE FIXING



BACK TO BACK FIXING

HANDLE FOR MORTISE
WOOD OR HM DOORS

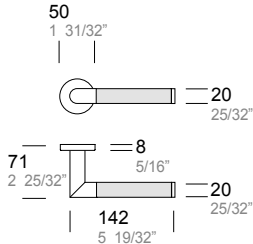


ITEM

YOD.030.0UT8 . xx



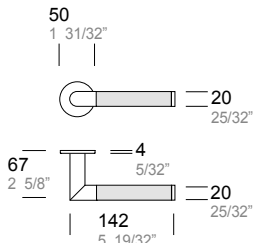
with return spring



YOD.030.00T4 . xx



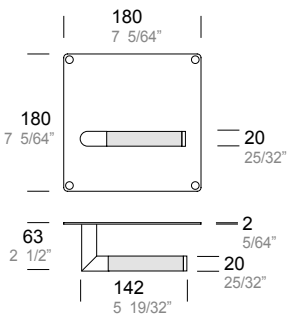
without return spring



YOD.030.0Uxx . xx



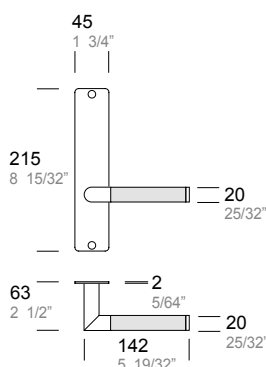
without return spring



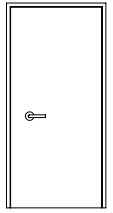

YOD.030.0Uxx . xx



without return spring



LOCK
WOOD OR HM DOORS



FUNCTION

BACKSET

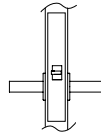
HOW TO ORDER

PASSAGE
ANSI F01

2 1/2"
2 3/4"

2MM.LCK.0A00 . xx
ONLY LOCK

+ YOD.030.0xTx . xx



+ YOD.030.0Uxx . xx

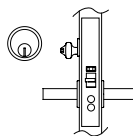
+ YOD.030.0Uxx . xx

OFFICE/CORRIDOR
ANSI F04

2 1/2"
2 3/4"

2MM.LCK.0F00 . xx
ONLY LOCK

+ YOD.030.0xTx . xx



+ YOD.030.0Uxx . xx

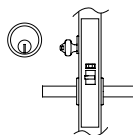
+ YOD.030.0Uxx . xx

CLASSROOM
ANSI F05

2 1/2"
2 3/4"

2MM.LCK.0G00 . xx
ONLY LOCK

+ YOD.030.0xTx . xx



+ YOD.030.0Uxx . xx

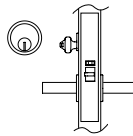
+ YOD.030.0Uxx . xx

STOREROOM
ANSI F07

2 1/2"
2 3/4"

2MM.LCK.0P00 . xx
ONLY LOCK

+ YOD.030.0xTx . xx



+ YOD.030.0Uxx . xx

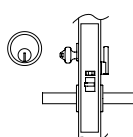
+ YOD.030.0Uxx . xx

OFFICE/ENTRY
ANSI F04 + F13

2 1/2"
2 3/4"

2MM.LCK.0I00 . xx
ONLY LOCK

+ YOD.030.0xTx . xx
Ⓢ Add thumbturns page 266



+ YOD.030.0Uxx . xx
Ⓢ Add thumbturns page 266

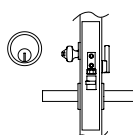
+ YOD.030.0Uxx . xx
Ⓢ Add thumbturns page 266

DORMITORY
ANSI F13

2 1/2"
2 3/4"

2MM.LCK.0E00 . xx
ONLY LOCK

+ YOD.030.0xTx . xx
Ⓢ Add thumbturns page 266



+ YOD.030.0Uxx . xx
Ⓢ Add thumbturns page 266

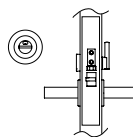
+ YOD.030.0Uxx . xx
Ⓢ Add thumbturns page 266

PRIVACY
ANSI F19

2 1/2"
2 3/4"

2MM.LCK.0M00 . xx
ONLY LOCK

+ YOD.030.0xTx . xx
Ⓢ Add thumbturns page 266



+ YOD.030.0Uxx . xx
Ⓢ Add thumbturns page 266

+ YOD.030.0Uxx . xx
Ⓢ Add thumbturns page 266

.XX = FINISH CODE

- LEATHER**
- .4A BLACK PLAIN
 - .3A BLACK PLAIN
 - .4G BLACK HAMMERED
 - .3G BLACK HAMMERED
 - .4J WHITE PLAIN
 - .3J WHITE PLAIN
 - .4I GREY PLAIN
 - .3I GREY PLAIN
 - .4C BROWN PLAIN
 - .3C BROWN PLAIN

STAINLESS STEEL

- SATIN STAINLESS STEEL (ANSI/BHMA 630 - USD32D)
- BRIGHT STAINLESS STEEL (ANSI/BHMA 629 - USD32)
- SATIN STAINLESS STEEL (ANSI/BHMA 630 - USD32D)
- BRIGHT STAINLESS STEEL (ANSI/BHMA 629 - USD32)
- SATIN STAINLESS STEEL (ANSI/BHMA 630 - USD32D)
- BRIGHT STAINLESS STEEL (ANSI/BHMA 629 - USD32)
- SATIN STAINLESS STEEL (ANSI/BHMA 630 - USD32D)
- BRIGHT STAINLESS STEEL (ANSI/BHMA 629 - USD32)
- SATIN STAINLESS STEEL (ANSI/BHMA 630 - USD32D)
- BRIGHT STAINLESS STEEL (ANSI/BHMA 629 - USD32)

STAINLESS STEEL POWDERCOATED ON REQUEST

- .40 BLACK RAL 9005 - TO MATCH WITH PBA BLACK ALUMINIUM
- .31 WHITE RAL 9010
- .32 GREY
- .38 CHAMPAGNE
- .39 BRONZE - TO MATCH WITH PBA BRONZE ALUMINIUM
- .41 SILVER
- .99 COLOURS ON REQUEST TO MATCH ANY RAL #
(screws, grub screws and plastic parts non powdercoated)
available on request depending on quantities

PVD ON REQUEST

- .83 BLACK SATIN
- Colours on demand, minimum lot to be agreed. Screws and grub screws not pvd

AVAILABLE LOCKS page 406

MORTISE CYLINDERS NOT INCLUDED. SEE PAGE 406 FOR COMPATIBLE MODELS

STANDARD FACEPLATE SATIN STAINLESS STEEL.
BLACK AND BRONZE AVAILABLE ON REQUEST

SPINDLE DEPTH, LEVERS POSITION ON THE LOCKSET AND FIXING
(SINGLE OR BACK TO BACK) MUST BE SPECIFIED ORDERING - see page 407

HANDLE FOR MORTISE

GLASS DOORS WITH ALUMINIUM PROFILE OR WOOD AND HM DOORS



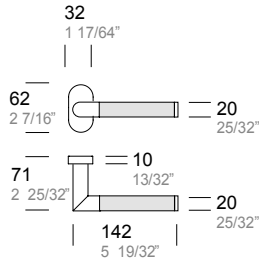
ITEM

YOD.030.0008 . xx



mortise

with return spring

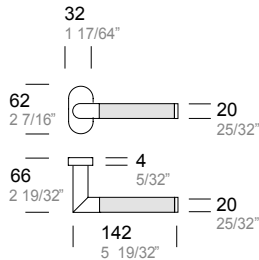


YOD.030.0004 . xx



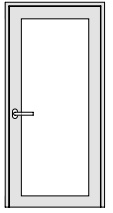
mortise

without return spring



NARROW BACKSET LOCK

GLASS DOORS WITH ALUMINIUM PROFILE OR WOOD AND HM DOORS



FUNCTION

BACKSET

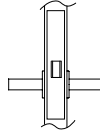
HOW TO ORDER

PASSAGE
ANSI F01

1 1/8"

2MM.LCF.0A00.00. x + ONLY LOCK

+ **YOD.030.0008 . xx**
YOD.030.0004 . xx

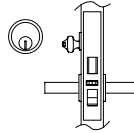


OFFICE/CORRIDOR
ANSI F04

1 1/8"

2MM.LCF.0F00.00. x + ONLY LOCK

+ **YOD.030.0008 . xx**
YOD.030.0004 . xx



.XX = FINISH CODE

- LEATHER**
- .4A BLACK PLAIN
 - .3A BLACK PLAIN
 - .4G BLACK HAMMERED
 - .3G BLACK HAMMERED
 - .4J WHITE PLAIN
 - .3J WHITE PLAIN
 - .4I GREY PLAIN
 - .3I GREY PLAIN
 - .4C BROWN PLAIN
 - .3C BROWN PLAIN

- STAINLESS STEEL**
- SATIN STAINLESS STEEL (ANSI/BHMA 630 - USD32D)
 - BRIGHT STAINLESS STEEL (ANSI/BHMA 629 - USD32)
 - SATIN STAINLESS STEEL (ANSI/BHMA 630 - USD32D)
 - BRIGHT STAINLESS STEEL (ANSI/BHMA 629 - USD32)
 - SATIN STAINLESS STEEL (ANSI/BHMA 630 - USD32D)
 - BRIGHT STAINLESS STEEL (ANSI/BHMA 629 - USD32)
 - SATIN STAINLESS STEEL (ANSI/BHMA 630 - USD32D)
 - BRIGHT STAINLESS STEEL (ANSI/BHMA 629 - USD32)
 - SATIN STAINLESS STEEL (ANSI/BHMA 630 - USD32D)
 - BRIGHT STAINLESS STEEL (ANSI/BHMA 629 - USD32)

- STAINLESS STEEL POWDERCOATED ON REQUEST**
- .40 BLACK RAL 9005 - TO MATCH WITH PBA BLACK ALUMINIUM
 - .31 WHITE RAL 9010
 - .32 GREY
 - .38 CHAMPAGNE
 - .39 BRONZE - TO MATCH WITH PBA BRONZE ALUMINIUM
 - .41 SILVER
 - .99 COLOURS ON REQUEST TO MATCH ANY RAL # (screws, grub screws and plastic parts non powdercoated) available on request depending on quantities

PVD ON REQUEST

- .83 BLACK SATIN
 - Colours on demand, minimum lot to be agreed. Screws and grub screws not pvd
 - ◆ **1 LEFT HAND (LH)**
 - ◆ **2 RIGHT HAND (RH)**
- AVAILABLE LOCKS**
page 408
- MORTISE CYLINDERS NOT INCLUDED SEE PAGE 406 FOR COMPATIBLE MODELS
- STANDARD FACEPLATE SATIN STAINLESS STEEL.
BLACK AND BRONZE AVAILABLE ON REQUEST
- SPINDLE DEPTH, LEVERS POSITION ON THE LOCKSET AND FIXING (SINGLE OR BACK TO BACK) MUST BE SPECIFIED ORDERING - see page 409



ITEM

2MM.028.xxxx.xx

MATERIALS, FINISHING AND DETAILS

.XX = FINISH CODE

STAINLESS STEEL

- .43 SATIN STAINLESS STEEL (ANSI/BHMA 630 - USD32D)
- .44 BRIGHT STAINLESS STEEL (ANSI/BHMA 629 - USD32)

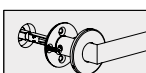
STAINLESS STEEL POWDERCOATED

- .40 BLACK RAL 9005 - TO MATCH WITH PBA BLACK ALUMINIUM
- .31 WHITE RAL 9010
- .32 GREY
- .38 CHAMPAGNE
- .39 BRONZE - TO MATCH WITH PBA BRONZE ALUMINIUM
- .41 SILVER
- .99 COLOURS ON REQUEST TO MATCH ANY RAL #
(screws, grub screws and plastic parts non powdercoated).
Available on request depending on quantities.

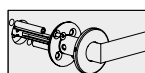
PVD ON SELECTED ITEMS

- .83 BLACK SATIN
Colours on demand, minimum lot to be agreed.
Screws and grub screws not pvd.

HANDLES FIXING TO SPECIFY BEFORE ORDER



SINGLE FIXING



BACK TO BACK FIXING

HANDLE FOR MORTISE
WOOD OR HM DOORS

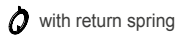


ITEM

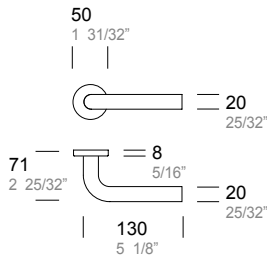
2MM.028.0UT8 . xx



mortise



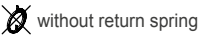
with return spring



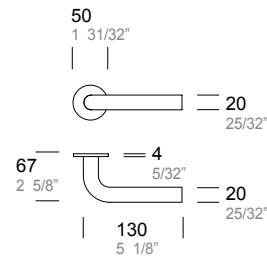
2MM.028.00T4 . xx



mortise



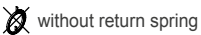
without return spring



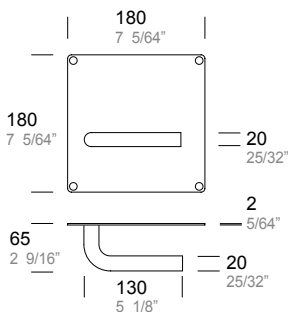
2MM.028.0Uxx . xx



mortise



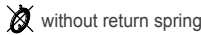
without return spring



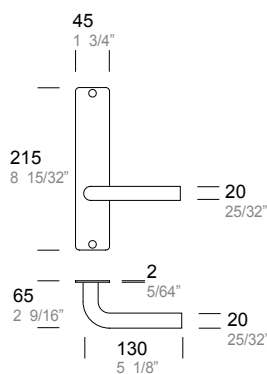
2MM.028.0Uxx . xx



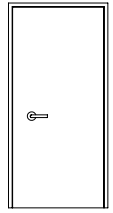

mortise



without return spring



LOCK
WOOD OR HM DOORS



FUNCTION

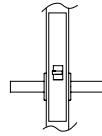
BACKSET

HOW TO ORDER

PASSAGE
ANSI F01

2 1/2"
2 3/4"

2MM.LCK.0A00 . xx + ONLY LOCK



2MM.028.0xTx . xx

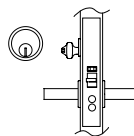
+ **2MM.028.0Uxx . xx**

+ **2MM.028.0Uxx . xx**

OFFICE/CORRIDOR
ANSI F04

2 1/2"
2 3/4"

2MM.LCK.0F00 . xx + ONLY LOCK



2MM.028.0xTx . xx

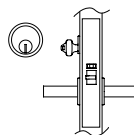
+ **2MM.028.0Uxx . xx**

+ **2MM.028.0Uxx . xx**

CLASSROOM
ANSI F05

2 1/2"
2 3/4"

2MM.LCK.0G00 . xx + ONLY LOCK



2MM.028.0xTx . xx

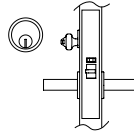
+ **2MM.028.0Uxx . xx**

+ **2MM.028.0Uxx . xx**

STOREROOM
ANSI F07

2 1/2"
2 3/4"

2MM.LCK.0P00 . xx + ONLY LOCK



2MM.028.0xTx . xx

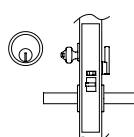
+ **2MM.028.0Uxx . xx**

+ **2MM.028.0Uxx . xx**

OFFICE/ENTRY
ANSI F04 + F13

2 1/2"
2 3/4"

2MM.LCK.0I00 . xx + ONLY LOCK



2MM.028.0xTx . xx

+ Add thumbturns page 266

+ **2MM.028.0Uxx . xx**

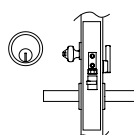
+ **YOD.028.0Uxx . xx**

+ Add thumbturns page 266

DORMITORY
ANSI F13

2 1/2"
2 3/4"

2MM.LCK.0E00 . xx + ONLY LOCK



2MM.028.0xTx . xx

+ Add thumbturns page 266

+ **2MM.028.0Uxx . xx**

+ Add thumbturns page 266

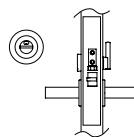
+ **2MM.028.0Uxx . xx**

+ Add thumbturns page 266

PRIVACY
ANSI F19

2 1/2"
2 3/4"

2MM.LCK.0M00 . xx + ONLY LOCK



2MM.028.0xTx . xx

+ Add thumbturns page 266

+ **2MM.028.0Uxx . xx**

+ Add thumbturns page 266

+ **2MM.028.0Uxx . xx**

+ Add thumbturns page 266

.XX = FINISH CODE

- .43 STAINLESS STEEL
- .43 BRIGHT STAINLESS STEEL (ANSI/BHMA 629 - USD32)
- .44 SATIN STAINLESS STEEL (ANSI/BHMA 630 - USD32D)

PVD ON REQUEST

- .83 BLACK SATIN
- Colours on demand, minimum lot to be agreed.
- Screws and grub screws not pvd

- .40 STAINLESS STEEL POWDERCOATED ON REQUEST
- .40 BLACK RAL 9005 - TO MATCH WITH PBA BLACK ALUMINIUM
- .31 WHITE RAL 9010
- .32 GREY
- .38 CHAMPAGNE
- .39 BRONZE - TO MATCH WITH PBA BRONZE ALUMINIUM
- .41 SILVER

- .99 COLOURS ON REQUEST TO MATCH ANY RAL #
- (screws, grub screws and plastic parts non powdercoated)
- available on request depending on quantities

AVAILABLE LOCKS page 406
MORTISE CYLINDERS NOT INCLUDED. SEE PAGE 406 FOR COMPATIBLE MODELS

STANDARD FACEPLATE SATIN STAINLESS STEEL.
BLACK AND BRONZE AVAILABLE ON REQUEST

SPINDLE DEPTH, LEVERS POSITION ON THE LOCKSET AND FIXING
(SINGLE OR BACK TO BACK) MUST BE SPECIFIED ORDERING - see page 407

HANDLE FOR MORTISE


GLASS DOORS WITH ALUMINIUM PROFILE OR WOOD AND HM DOORS



ITEM

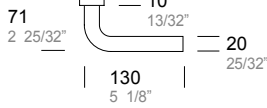
2MM.028.0008 . xx

32
1 17/64"




mortise

with return spring



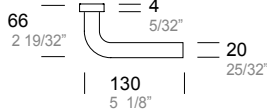
2MM.028.0004 . xx

32
1 17/64"



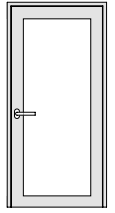
mortise

without return spring



NARROW BACKSET LOCK

GLASS DOORS WITH ALUMINIUM PROFILE OR WOOD AND HM DOORS



FUNCTION

BACKSET

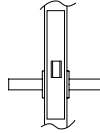
HOW TO ORDER

PASSAGE
ANSI F01

1 1/8"

2MM.LCF.0A00.00. x + ONLY LOCK

2MM.028.0008 . xx
 2MM.028.0004 . xx

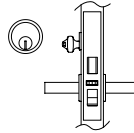


OFFICE/CORRIDOR
ANSI F04

1 1/8"

2MM.LCF.0F00.00. x + ONLY LOCK

2MM.028.0008 . xx
 2MM.028.0004 . xx



.XX = FINISH CODE

- STAINLESS STEEL**
.43 BRIGHT STAINLESS STEEL (ANSI/BHMA 629 - USD32)
.44 SATIN STAINLESS STEEL (ANSI/BHMA 630 - USD32D)

PVD ON REQUEST
.83 BLACK SATIN
Colours on demand, minimum lot to be agreed.
Screws and grub screws not pvd

- STAINLESS STEEL POWDERCOATED ON REQUEST**
.40 BLACK RAL 9005 - TO MATCH WITH PBA BLACK ALUMINIUM
.31 WHITE RAL 9010
.32 GREY
.38 CHAMPAGNE
.39 BRONZE - TO MATCH WITH PBA BRONZE ALUMINIUM
.41 SILVER

.99 COLOURS ON REQUEST TO MATCH ANY RAL #
(screws, grub screws and plastic parts not powdercoated)
available on request depending on quantities

- ◆
. 1 LEFT HAND (LH)
. 2 RIGHT HAND (RH)

AVAILABLE LOCKS page 408

MORTISE CYLINDERS NOT INCLUDED SEE PAGE 406 FOR COMPATIBLE MODELS

STANDARD FACEPLATE SATIN STAINLESS STEEL.
BLACK AND BRONZE AVAILABLE ON REQUEST

SPINDLE DEPTH, LEVERS POSITION ON THE LOCKSET AND FIXING
(SINGLE OR BACK TO BACK) MUST BE SPECIFIED ORDERING - see page 409

HANDLE WITH LATCH
WOOD OR HM DOORS



ITEM BACKSET FUNCTION

2MM.028.SA70 . xx	70 mm 2 3/4"	PASSAGE	
2MM.028.SA60 . xx	60 mm 2 3/8"		
latch included			
with return spring			

2MM.028.SB70 . xx	70 mm 2 3/4"	PRIVACY	
2MM.028.SB60 . xx	60 mm 2 3/8"		
latch included			
with return spring			

2MM.028.MA70 . xx	70 mm 2 3/4"	PASSAGE WITH MAGNETIC BOLT	
2MM.028.MA60 . xx	60 mm 2 3/8"		
latch included			
with return spring			

2MM.028.MB70 . xx	70 mm 2 3/4"	PRIVACY WITH MAGNETIC BOLT	
2MM.028.MB60 . xx	60 mm 2 3/8"		
latch included			
with return spring			

.XX = FINISH CODE

STAINLESS STEEL
.43 BRIGHT STAINLESS STEEL (ANSI/BHMA 629 - USD32)
.44 SATIN STAINLESS STEEL (ANSI/BHMA 630 - USD32D)

PVD ON REQUEST
.83 BLACK SATIN
Colours on demand, minimum lot to be agreed.
Screws and grub screws not pvd

STAINLESS STEEL POWDERCOATED ON REQUEST
.40 BLACK RAL 9005 - TO MATCH WITH PBA BLACK ALUMINIUM
.31 WHITE RAL 9010
.32 GREY
.38 CHAMPAGNE
.39 BRONZE - TO MATCH WITH PBA BRONZE ALUMINIUM
.41 SILVER

.99 COLOURS ON REQUEST TO MATCH ANY RAL #
(screws, grub screws and plastic parts not powdercoated)
available on request depending on quantities

HANDLE DUMMY
WOOD OR HM DOORS



ITEM

2MM.028.0D06 . xx	SINGLE	
2MM.028.C0D6 . xx	PAIR	
dummy		
without return spring		

2MM.028.0D05 . xx	SINGLE	
2MM.028.C0D5 . xx	PAIR	
dummy		
without return spring		



ITEM

YOD.028.xxxx.xx

MATERIALS, FINISHING AND DETAILS

.XX = FINISH CODE

LEATHER		STAINLESS STEEL		
.4A	BLACK PLAIN	SATIN STAINLESS STEEL (ANSI/BHMA 630 - USD32D)		
.3A	BLACK PLAIN	BRIGHT STAINLESS STEEL (ANSI/BHMA 629 - USD32)		
.4G	BLACK HAMMERED	SATIN STAINLESS STEEL (ANSI/BHMA 630 - USD32D)		
.3G	BLACK HAMMERED	BRIGHT STAINLESS STEEL (ANSI/BHMA 629 - USD32)		
.4J	WHITE PLAIN	SATIN STAINLESS STEEL (ANSI/BHMA 630 - USD32D)		
.3J	WHITE PLAIN	BRIGHT STAINLESS STEEL (ANSI/BHMA 629 - USD32)		
.4I	GREY PLAIN	SATIN STAINLESS STEEL (ANSI/BHMA 630 - USD32D)		
.3I	GREY PLAIN	BRIGHT STAINLESS STEEL (ANSI/BHMA 629 - USD32)		
.4C	BROWN PLAIN	SATIN STAINLESS STEEL (ANSI/BHMA 630 - USD32D)		
.3C	BROWN PLAIN	BRIGHT STAINLESS STEEL (ANSI/BHMA 629 - USD32)		

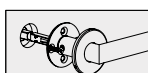
STAINLESS STEEL POWDERCOATED

.40	BLACK RAL 9005 - TO MATCH WITH PBA BLACK ALUMINIUM	
.31	WHITE RAL 9010	
.32	GREY	
.38	CHAMPAGNE	
.39	BRONZE - TO MATCH WITH PBA BRONZE ALUMINIUM	
.41	SILVER	
.99	COLOURS ON REQUEST TO MATCH ANY RAL # (screws, grub screws and plastic parts non powdercoated). Available on request depending on quantities.	

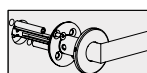
PVD ON SELECTED ITEMS

.83	BLACK SATIN	
	Colours on demand, minimum lot to be agreed. Screws and grub screws not pvd.	

HANDLES FIXING TO SPECIFY BEFORE ORDER



SINGLE FIXING



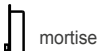
BACK TO BACK FIXING

HANDLE FOR MORTISE
WOOD OR HM DOORS

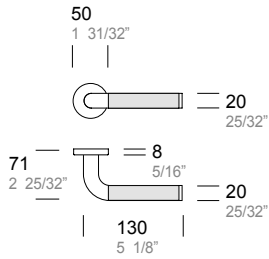


ITEM

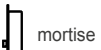
YOD.028.0UT8 . xx



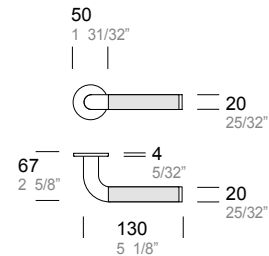
with return spring



YOD.028.00T4 . xx



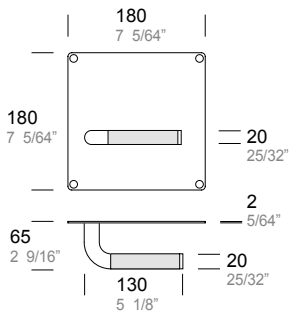
without return spring



YOD.028.0Uxx . xx



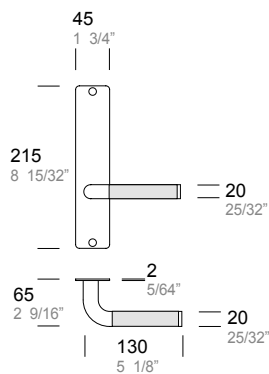
without return spring



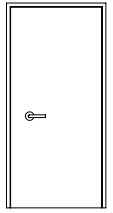

YOD.028.0Uxx . xx



without return spring



LOCK
WOOD OR HM DOORS



FUNCTION

BACKSET

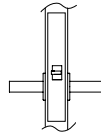
HOW TO ORDER

PASSAGE
ANSI F01

2 1/2"
2 3/4"

2MM.LCK.0A00 . xx
ONLY LOCK

+ **YOD.028.0xTx . xx**



+ **YOD.028.0Uxx . xx**

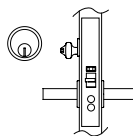
+ **YOD.028.0Uxx . xx**

OFFICE/CORRIDOR
ANSI F04

2 1/2"
2 3/4"

2MM.LCK.0F00 . xx
ONLY LOCK

+ **YOD.028.0xTx . xx**



+ **YOD.028.0Uxx . xx**

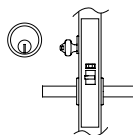
+ **YOD.028.0Uxx . xx**

CLASSROOM
ANSI F05

2 1/2"
2 3/4"

2MM.LCK.0G00 . xx
ONLY LOCK

+ **YOD.028.0xTx . xx**



+ **YOD.028.0Uxx . xx**

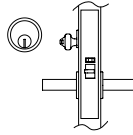
+ **YOD.028.0Uxx . xx**

STOREROOM
ANSI F07

2 1/2"
2 3/4"

2MM.LCK.0P00 . xx
ONLY LOCK

+ **YOD.028.0xTx . xx**



+ **YOD.028.0Uxx . xx**

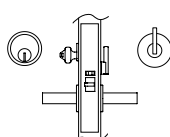
+ **YOD.028.0Uxx . xx**

OFFICE/ENTRY
ANSI F04 + F13

2 1/2"
2 3/4"

2MM.LCK.0I00 . xx
ONLY LOCK

+ **YOD.028.0xTx . xx**
⊕ Add thumbturns page 266



+ **YOD.028.0Uxx . xx**
⊕ Add thumbturns page 266

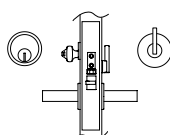
+ **YOD.028.0Uxx . xx**
⊕ Add thumbturns page 266

DORMITORY
ANSI F13

2 1/2"
2 3/4"

2MM.LCK.0E00 . xx
ONLY LOCK

+ **YOD.028.0xTx . xx**
⊕ Add thumbturns page 266



+ **YOD.028.0Uxx . xx**
⊕ Add thumbturns page 266

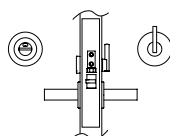
+ **YOD.028.0Uxx . xx**
⊕ Add thumbturns page 266

PRIVACY
ANSI F19

2 1/2"
2 3/4"

2MM.LCK.0M00 . xx
ONLY LOCK

+ **YOD.028.0xTx . xx**
⊕ Add thumbturns page 266



+ **YOD.028.0Uxx . xx**
⊕ Add thumbturns page 266

+ **YOD.028.0Uxx . xx**
⊕ Add thumbturns page 266

.XX = FINISH CODE

- LEATHER**
- .4A BLACK PLAIN
 - .3A BLACK PLAIN
 - .4G BLACK HAMMERED
 - .3G BLACK HAMMERED
 - .4J WHITE PLAIN
 - .3J WHITE PLAIN
 - .4I GREY PLAIN
 - .3I GREY PLAIN
 - .4C BROWN PLAIN
 - .3C BROWN PLAIN

STAINLESS STEEL

- SATIN STAINLESS STEEL (ANSI/BHMA 630 - USD32D)
- BRIGHT STAINLESS STEEL (ANSI/BHMA 629 - USD32)
- SATIN STAINLESS STEEL (ANSI/BHMA 630 - USD32D)
- BRIGHT STAINLESS STEEL (ANSI/BHMA 629 - USD32)
- SATIN STAINLESS STEEL (ANSI/BHMA 630 - USD32D)
- BRIGHT STAINLESS STEEL (ANSI/BHMA 629 - USD32)
- SATIN STAINLESS STEEL (ANSI/BHMA 630 - USD32D)
- BRIGHT STAINLESS STEEL (ANSI/BHMA 629 - USD32)
- SATIN STAINLESS STEEL (ANSI/BHMA 630 - USD32D)
- BRIGHT STAINLESS STEEL (ANSI/BHMA 629 - USD32)

STAINLESS STEEL POWDERCOATED ON REQUEST

- .40 BLACK RAL 9005 - TO MATCH WITH PBA BLACK ALUMINIUM
- .31 WHITE RAL 9010
- .32 GREY
- .38 CHAMPAGNE
- .39 BRONZE - TO MATCH WITH PBA BRONZE ALUMINIUM
- .41 SILVER
- .99 COLOURS ON REQUEST TO MATCH ANY RAL # (screws, grub screws and plastic parts non powdercoated) available on request depending on quantities

PVD ON REQUEST

- .83 BLACK SATIN
- Colours on demand, minimum lot to be agreed. Screws and grub screws not pvd

AVAILABLE LOCKS page 406

MORTISE CYLINDERS NOT INCLUDED. SEE PAGE 406 FOR COMPATIBLE MODELS

STANDARD FACEPLATE SATIN STAINLESS STEEL. BLACK AND BRONZE AVAILABLE ON REQUEST

SPINDLE DEPTH, LEVERS POSITION ON THE LOCKSET AND FIXING (SINGLE OR BACK TO BACK) MUST BE SPECIFIED ORDERING - see page 407

HANDLE FOR MORTISE

GLASS DOORS WITH ALUMINIUM PROFILE
OR WOOD AND HM DOORS



ITEM

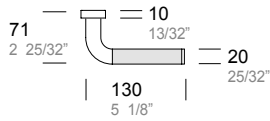
YOD.028.0008 . xx

32
1 17/64"



mortise

with return spring



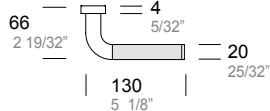
YOD.028.0004 . xx

32
1 17/64"



mortise

without return spring



NARROW BACKSET LOCK

GLASS DOORS WITH ALUMINIUM PROFILE
OR WOOD AND HM DOORS



FUNCTION

BACKSET

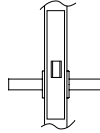
HOW TO ORDER

PASSAGE
ANSI F01

1 1/8"

2MM.LCF.0A00.00. x + ONLY LOCK

YOD.028.0008 . xx
YOD.028.0004 . xx

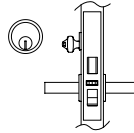


OFFICE/CORRIDOR
ANSI F04

1 1/8"

2MM.LCF.0F00.00. x + ONLY LOCK

YOD.028.0008 . xx
YOD.028.0004 . xx



.XX = FINISH CODE

- LEATHER**
- .4A BLACK PLAIN
 - .3A BLACK PLAIN
 - .4G BLACK HAMMERED
 - .3G BLACK HAMMERED
 - .4J WHITE PLAIN
 - .3J WHITE PLAIN
 - .4I GREY PLAIN
 - .3I GREY PLAIN
 - .4C BROWN PLAIN
 - .3C BROWN PLAIN

STAINLESS STEEL

- SATIN STAINLESS STEEL (ANSI/BHMA 630 - USD32D)
- BRIGHT STAINLESS STEEL (ANSI/BHMA 629 - USD32)
- SATIN STAINLESS STEEL (ANSI/BHMA 630 - USD32D)
- BRIGHT STAINLESS STEEL (ANSI/BHMA 629 - USD32)
- SATIN STAINLESS STEEL (ANSI/BHMA 630 - USD32D)
- BRIGHT STAINLESS STEEL (ANSI/BHMA 629 - USD32)
- SATIN STAINLESS STEEL (ANSI/BHMA 630 - USD32D)
- BRIGHT STAINLESS STEEL (ANSI/BHMA 629 - USD32)
- SATIN STAINLESS STEEL (ANSI/BHMA 630 - USD32D)
- BRIGHT STAINLESS STEEL (ANSI/BHMA 629 - USD32)
- SATIN STAINLESS STEEL (ANSI/BHMA 630 - USD32D)
- BRIGHT STAINLESS STEEL (ANSI/BHMA 629 - USD32)

STAINLESS STEEL POWDERCOATED ON REQUEST

- .40 BLACK RAL 9005 - TO MATCH WITH PBA BLACK ALUMINIUM
- .31 WHITE RAL 9010
- .32 GREY
- .38 CHAMPAGNE
- .39 BRONZE - TO MATCH WITH PBA BRONZE ALUMINIUM
- .41 SILVER
- .99 COLOURS ON REQUEST TO MATCH ANY RAL # (screws, grub screws and plastic parts non powdercoated) available on request depending on quantities

PVD ON REQUEST

- .83 BLACK SATIN
 - Colours on demand, minimum lot to be agreed. Screws and grub screws not pvd
 - ◆ **1 LEFT HAND (LH)**
 - ◆ **2 RIGHT HAND (RH)**
- AVAILABLE LOCKS**
page 408
- MORTISE CYLINDERS NOT INCLUDED SEE PAGE 406 FOR COMPATIBLE MODELS
- STANDARD FACEPLATE SATIN STAINLESS STEEL.
BLACK AND BRONZE AVAILABLE ON REQUEST
- SPINDLE DEPTH, LEVERS POSITION ON THE LOCKSET AND FIXING
(SINGLE OR BACK TO BACK) MUST BE SPECIFIED ORDERING - see page 409







MATERIALS, FINISHING AND DETAILS

.XX = FINISH CODE

STAINLESS STEEL

- .43** SATIN STAINLESS STEEL (ANSI/BHMA 630 - USD32D) 
- .44** BRIGHT STAINLESS STEEL (ANSI/BHMA 629 - USD32) 

STAINLESS STEEL POWDERCOATED

- .40** BLACK RAL 9005 - TO MATCH WITH PBA BLACK ALUMINIUM 
- .31** WHITE RAL 9010 
- .32** GREY 
- .38** CHAMPAGNE 
- .39** BRONZE - TO MATCH WITH PBA BRONZE ALUMINIUM 
- .41** SILVER 
- .99** COLOURS ON REQUEST TO MATCH ANY RAL #
(screws, grub screws and plastic parts non powdercoated).
Available on request depending on quantities.

PVD ON SELECTED ITEMS

- .83** BLACK SATIN 
Colours on demand, minimum lot to be agreed.
Screws and grub screws not pvd.

WOOD

- | | | STAINLESS STEEL | |
|------------|--------------------|--|---|
| .46 | WENGÈ | SATIN STAINLESS STEEL (ANSI/BHMA 630 - USD32D) |  |
| .49 | WENGÈ | BRIGHT STAINLESS STEEL (ANSI/BHMA 629 - USD32) |  |
| .47 | ASH | SATIN STAINLESS STEEL (ANSI/BHMA 630 - USD32D) |  |
| .50 | ASH | BRIGHT STAINLESS STEEL (ANSI/BHMA 629 - USD32) |  |
| .48 | MAHOGANY | SATIN STAINLESS STEEL (ANSI/BHMA 630 - USD32D) |  |
| .51 | MAHOGANY | BRIGHT STAINLESS STEEL (ANSI/BHMA 629 - USD32) |  |
| .52 | BLEACHED WHITE OAK | SATIN STAINLESS STEEL (ANSI/BHMA 630 - USD32D) |  |
| .53 | BLEACHED WHITE OAK | BRIGHT STAINLESS STEEL (ANSI/BHMA 629 - USD32) |  |

WOOD + STAINLESS STEEL POWDERCOATED

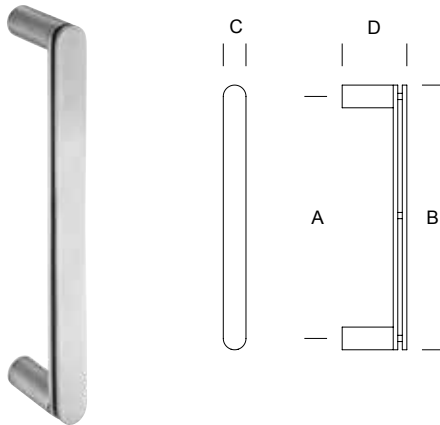
- .31** BLEACHED WHITE OAK + WHITE 
- .40** WENGÈ + BLACK 

LEATHER

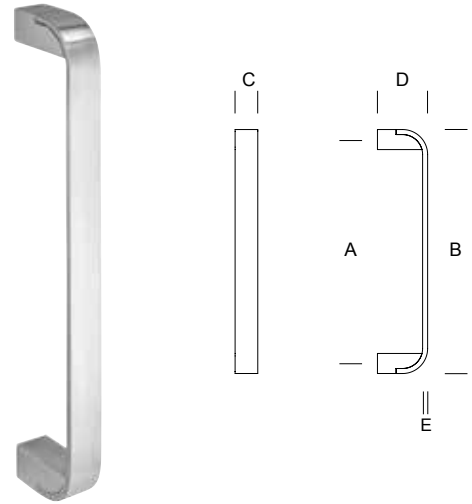
- | | | STAINLESS STEEL | |
|------------|----------------|--|---|
| .4A | BLACK PLAIN | SATIN STAINLESS STEEL (ANSI/BHMA 630 - USD32D) |  |
| .3A | BLACK PLAIN | BRIGHT STAINLESS STEEL (ANSI/BHMA 629 - USD32) |  |
| .4G | BLACK HAMMERED | SATIN STAINLESS STEEL (ANSI/BHMA 630 - USD32D) |  |
| .3G | BLACK HAMMERED | BRIGHT STAINLESS STEEL (ANSI/BHMA 629 - USD32) |  |
| .4J | WHITE PLAIN | SATIN STAINLESS STEEL (ANSI/BHMA 630 - USD32D) |  |
| .3J | WHITE PLAIN | BRIGHT STAINLESS STEEL (ANSI/BHMA 629 - USD32) |  |
| .4I | GREY PLAIN | SATIN STAINLESS STEEL (ANSI/BHMA 630 - USD32D) |  |
| .3I | GREY PLAIN | BRIGHT STAINLESS STEEL (ANSI/BHMA 629 - USD32) |  |
| .4C | BROWN PLAIN | SATIN STAINLESS STEEL (ANSI/BHMA 630 - USD32D) |  |
| .3C | BROWN PLAIN | BRIGHT STAINLESS STEEL (ANSI/BHMA 629 - USD32) |  |

ALUMINIUM

- .26** BLACK 



ITEM	A	B	C	D	
• 2CC.015.0025 .xx	250 mm 9 7/8"	270 mm 10 5/8"	20 mm 25/32"	57 mm 2 1/4"	NOT POWDER COATED



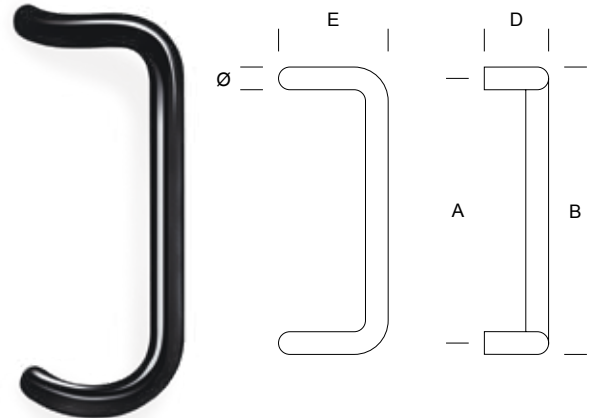
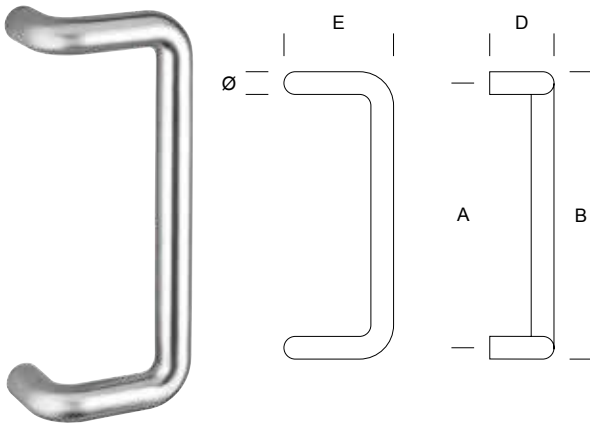
ITEM	A	B	C	D	E
• 0IT.153.0025 .xx	250 mm 9 7/8"	270 mm 10 5/8"	20 mm 25/32"	52 mm 2 3/64"	5 mm 3/16"

.XX = FINISH CODE

- STAINLESS STEEL**
- .43 BRIGHT STAINLESS STEEL (ANSI/BHMA 629 - USD32)
 - .44 SATIN STAINLESS STEEL (ANSI/BHMA 630 - USD32D)
- STAINLESS STEEL POWDERCOATED ON REQUEST**
- .40 BLACK RAL 9005 - TO MATCH WITH PBA BLACK ALUMINIUM
 - .31 WHITE RAL 9010
 - .32 GREY
 - .38 CHAMPAGNE
 - .39 BRONZE - TO MATCH WITH PBA BRONZE ALUMINIUM
 - .41 SILVER
- .99 COLOURS ON REQUEST TO MATCH ANY RAL #
(screws, grub screws and plastic parts non powdercoated)
available on request depending on quantities
- PVD ON REQUEST ON SELECTED ITEMS = •**
- .83 BLACK SATIN
Colours on demand, minimum lot to be agreed.
Screws and grub screws not pvd

.XX = FINISH CODE

- STAINLESS STEEL**
- .43 BRIGHT STAINLESS STEEL (ANSI/BHMA 629 - USD32)
 - .44 SATIN STAINLESS STEEL (ANSI/BHMA 630 - USD32D)
- STAINLESS STEEL POWDERCOATED ON REQUEST**
- .40 BLACK RAL 9005 - TO MATCH WITH PBA BLACK ALUMINIUM
 - .31 WHITE RAL 9010
 - .32 GREY
 - .38 CHAMPAGNE
 - .39 BRONZE - TO MATCH WITH PBA BRONZE ALUMINIUM
 - .41 SILVER
- .99 COLOURS ON REQUEST TO MATCH ANY RAL #
(screws, grub screws and plastic parts non powdercoated)
available on request depending on quantities
- PVD ON REQUEST ON SELECTED ITEMS = •**
- .83 BLACK SATIN
Colours on demand, minimum lot to be agreed.
Screws and grub screws not pvd



ITEM	A	B	Ø	D	E	
2CD.207.0020 .xx	200 mm 7 7/8"	225 mm 8 27/32"	25 mm 1"	70 mm 2 3/4"	125 mm 4 15/16"	
2CD.232.0025 .xx	250 mm 9 7/8"	275 mm 10 13/16"	25 mm 1"	70 mm 2 3/4"	125 mm 4 15/16"	
2CD.233.0030 .xx	300 mm 11 13/16"	325 mm 12 51/64"	25 mm 1"	70 mm 2 3/4"	125 mm 4 15/16"	
2CD.234.0035 .xx	350 mm 13 25/32"	375 mm 14 3/4"	25 mm 1"	70 mm 2 3/4"	125 mm 4 15/16"	
2CD.234.9999 .xx	custom	custom	25 mm 1"	70 mm 2 3/4"	125 mm 4 15/16"	
2CD.214.0023 .xx	230 mm 9 1/16"	260 mm 10 1/4"	30 mm 1 3/16"	75 mm 2 15/16"	135 mm 5 5/16"	
• 2CC.259.0030 .xx	300 mm 11 13/16"	330 mm 13"	30 mm 1 3/16"	75 mm 2 15/16"	135 mm 5 5/16"	ONLY PVD
2CD.259.0030 .xx	300 mm 11 13/16"	330 mm 13"	30 mm 1 3/16"	75 mm 2 15/16"	135 mm 5 5/16"	
2CD.215.0032 .xx	320 mm 12 19/32"	350 mm 13 25/32"	30 mm 1 3/16"	75 mm 2 15/16"	135 mm 5 5/16"	
2CD.246.0035 .xx	350 mm 13 25/32"	380 mm 14 31/32"	30 mm 1 3/16"	75 mm 2 15/16"	135 mm 5 5/16"	
2CD.247.0065 .xx	650 mm 25 5/8"	680 mm 26 3/4"	30 mm 1 3/16"	75 mm 2 15/16"	135 mm 5 5/16"	
2CD.247.9999 .xx	custom	custom	30 mm 1 3/16"	75 mm 2 15/16"	135 mm 5 5/16"	
• 2CC.220.0035 .xx	350 mm 13 25/32"	385 mm 15 5/32"	35 mm 1 3/8"	80 mm 3 1/8"	145 mm 5 23/32"	ONLY PVD
2CD.220.0035 .xx	350 mm 13 25/32"	385 mm 15 5/32"	35 mm 1 3/8"	80 mm 3 1/8"	145 mm 5 23/32"	
2CD.257.0065 .xx	650 mm 25 5/8"	685 mm 26 31/32"	35 mm 1 3/8"	80 mm 3 1/8"	145 mm 5 23/32"	
2CD.257.9999 .xx	custom	custom	35 mm 1 3/8"	80 mm 3 1/8"	145 mm 5 23/32"	

ITEM	A	B	Ø	D	E
M18.00D.0P23.26	230 mm	255 mm	25 mm	70 mm	120 mm
M18.00D.0023.26	230 mm	260 mm	30 mm	85 mm	145 mm
M18.00D.0032.26	320 mm	350 mm	30 mm	85 mm	145 mm
M18.00D.0035.26	350 mm	385 mm	35 mm	85 mm	155 mm
M18.00D.0065.26	650 mm	685 mm	35 mm	85 mm	155 mm

XX = FINISH CODE

- STAINLESS STEEL**
- .43 BRIGHT STAINLESS STEEL (ANSI/BHMA 629 - USD32)
 - .44 SATIN STAINLESS STEEL (ANSI/BHMA 630 - USD32D)
- STAINLESS STEEL POWDERCOATED ON REQUEST**
- .40 BLACK RAL 9005 - TO MATCH WITH PBA BLACK ALUMINIUM
 - .31 WHITE RAL 9010
 - .32 GREY
 - .38 CHAMPAGNE
 - .39 BRONZE - TO MATCH WITH PBA BRONZE ALUMINIUM
 - .41 SILVER

- .99 COLOURS ON REQUEST TO MATCH ANY RAL #
(screws, grub screws and plastic parts non powdercoated)
available on request depending on quantities

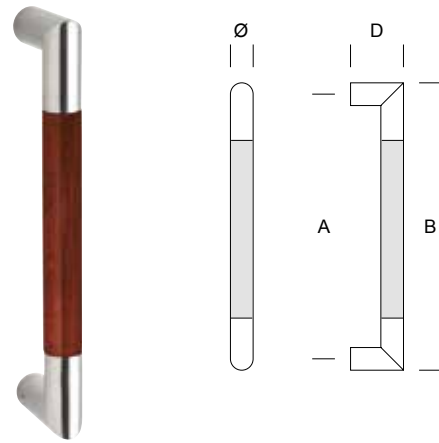
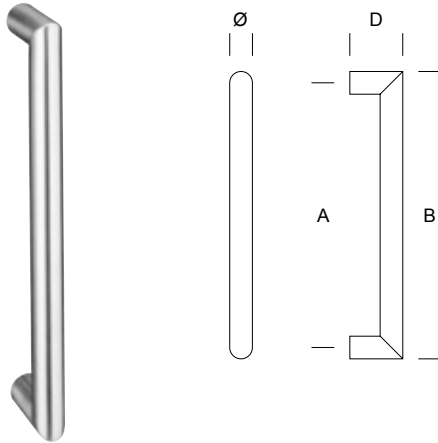
- PVD ON REQUEST ON SELECTED ITEMS = •**
- .83 BLACK SATIN
Colours on demand, minimum lot to be agreed.
Screws and grub screws not pvd

Black



FINISH CODE

- .26 ALUMINIUM BLACK




ITEM	A	B	Ø	D
• 2CC.260.0020 .xx	200 mm 7 7/8"	220 mm 8 21/32"	20 mm 25/32"	60 mm 2 23/64"
▶ • 2CC.260.9999 .xx	custom	custom	20 mm 25/32"	60 mm 2 23/64"
▶ The additional support is necessary for A >	1000 mm - 39	38"		
• 2CC.265.0030 .xx	300 mm 11 13/16"	325 mm 12 51/64"	25 mm 1"	65 mm 2 9/16"
▶ • 2CC.265.9999 .xx	custom	custom	25 mm 1"	65 mm 2 9/16"
▶ The additional support is necessary for A >	1050 mm - 45	14"		
• 2CC.267.0035 .xx	350 mm 13 25/32"	380 mm 14 31/32"	30 mm 1 3/16"	70 mm 2 3/4"
▶ • 2CC.267.9999 .xx	custom	custom	30 mm 1 3/16"	70 mm 2 3/4"
▶ The additional support is necessary for A >	1550 mm - 61	1132"		
• 2CC.268.0035 .xx	350 mm 13 25/32"	385 mm 15 5/32"	35 mm 1 3/8"	75 mm 2 15/16"
▶ • 2CC.268.9999 .xx	custom	custom	35 mm 1 3/8"	75 mm 2 15/16"
▶ The additional support is necessary for A >	1750 mm - 68	5764"		
2CC.166.0100 .xx	1000 mm 39 3/8"	1040 mm 40 15/16"	40 mm 1 9/16"	90 mm 3 1/2"
▶ • 2CC.166.9999 .xx	custom	custom	40 mm 1 9/16"	90 mm 3 1/2"
▶ The additional support is necessary for A >	2200 mm - 86	58"		

ITEM	A	B	Ø	D
YOD.260.0W25 .xx	250 mm 9 7/8"	270 mm 10 5/8"	20 mm 25/32"	60 mm 2 23/64"

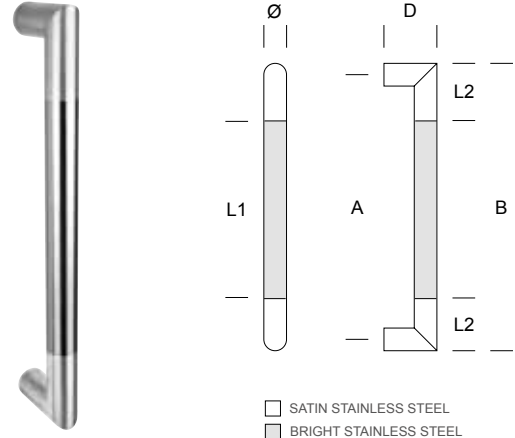
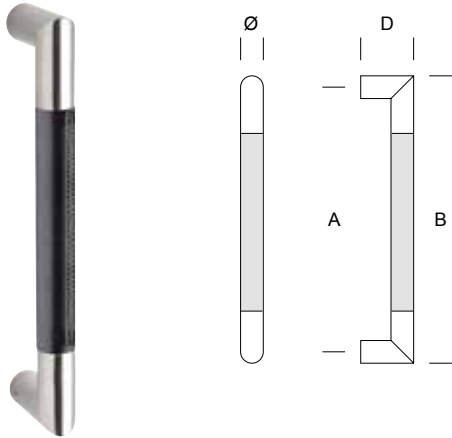
.XX = FINISH CODE

- STAINLESS STEEL**
- .43 BRIGHT STAINLESS STEEL (ANSI/BHMA 629 - USD32)
 - .44 SATIN STAINLESS STEEL (ANSI/BHMA 630 - USD32D)
- STAINLESS STEEL POWDERCOATED ON REQUEST**
- .40 BLACK RAL 9005 - TO MATCH WITH PBA BLACK ALUMINIUM
 - .31 WHITE RAL 9010
 - .32 GREY
 - .38 CHAMPAGNE
 - .39 BRONZE - TO MATCH WITH PBA BRONZE ALUMINIUM
 - .41 SILVER
- .99 COLOURS ON REQUEST TO MATCH ANY RAL # (screws, grub screws and plastic parts non powdercoated) available on request depending on quantities
- PVD ON REQUEST ON SELECTED ITEMS = •**
- .83 BLACK SATIN
Colours on demand, minimum lot to be agreed.
Screws and grub screws not pvd



.XX = FINISH CODE

- WOOD**
- .46 WENGÉ
 - .49 WENGÉ
 - .47 ASH
 - .50 ASH
 - .48 MAHOGANY
 - .51 MAHOGANY
 - .52 BLEACHED WHITE OAK
 - .53 BLEACHED WHITE OAK
- STAINLESS STEEL**
- SATIN STAINLESS STEEL (ANSI/BHMA 630 - USD32D)
 - BRIGHT STAINLESS STEEL (ANSI/BHMA 629 - USD32)
 - SATIN STAINLESS STEEL (ANSI/BHMA 630 - USD32D)
 - BRIGHT STAINLESS STEEL (ANSI/BHMA 629 - USD32)
 - SATIN STAINLESS STEEL (ANSI/BHMA 630 - USD32D)
 - BRIGHT STAINLESS STEEL (ANSI/BHMA 629 - USD32)
 - SATIN STAINLESS STEEL (ANSI/BHMA 630 - USD32D)
 - BRIGHT STAINLESS STEEL (ANSI/BHMA 629 - USD32)
- STAINLESS STEEL POWDERCOATED ON REQUEST**
- .40 BLACK RAL 9005 - TO MATCH WITH PBA BLACK ALUMINIUM
 - .31 WHITE RAL 9010
 - .32 GREY
 - .38 CHAMPAGNE
 - .39 BRONZE - TO MATCH WITH PBA BRONZE ALUMINIUM
 - .41 SILVER
- .99 COLOURS ON REQUEST TO MATCH ANY RAL # (screws, grub screws and plastic parts non powdercoated) available on request depending on quantities
- EDGE COMPONENT:**
- BLACK FOR DARK COLOUR POWDEL
 - GREY FOR LIGHT COLOUR POWDEL AND STAINLESS STEEL



□ SATIN STAINLESS STEEL
 □ BRIGHT STAINLESS STEEL

ITEM	A	B	Ø	D
YOD.260.0L25 .xx	250 mm 9 7/8"	270 mm 10 5/8"	20 mm 25/32"	60 mm 2 23/64"

ITEM	A	B	Ø	D=L2	L1
2CC.260.9999.45	custom	custom	20 mm 25/32"	60 mm 2 23/64"	
▶ The additional support is necessary for A > 1000 mm - 39 3/8"					
2CC.265.0030.45	300 mm 11 13/16"	325 mm 12 51/64"	25 mm 1"	65 mm 2 9/16"	195 mm 7 43/64"
2CC.265.9999.45	custom	custom	25 mm 1"	65 mm 2 9/16"	
▶ The additional support is necessary for A > 1050 mm - 45 1/4"					
2CC.267.0035.45	350 mm 13 25/32"	380 mm 14 31/32"	30 mm 1 3/16"	70 mm 2 3/4"	240 mm 9 29/64"
2CC.267.9999.45	custom	custom	30 mm 1 3/16"	70 mm 2 3/4"	
▶ The additional support is necessary for A > 1550 mm - 61 1/32"					
2CC.268.0035.45	350 mm 13 25/32"	385 mm 15 5/32"	35 mm 1 3/8"	75 mm 2 15/16"	235 mm 9 1/4"
2CC.268.9999.45	custom	custom	35 mm 1 3/8"	75 mm 2 15/16"	
▶ The additional support is necessary for A > 1750 mm - 68 57/64"					



.XX = FINISH CODE

	LEATHER	STAINLESS STEEL
.4A	BLACK PLAIN	SATIN STAINLESS STEEL (ANSI/BHMA 630 - USD32D)
.3A	BLACK PLAIN	BRIGHT STAINLESS STEEL (ANSI/BHMA 629 - USD32)
.4G	BLACK HAMMERED	SATIN STAINLESS STEEL (ANSI/BHMA 630 - USD32D)
.3G	BLACK HAMMERED	BRIGHT STAINLESS STEEL (ANSI/BHMA 629 - USD32)
.4J	WHITE PLAIN	SATIN STAINLESS STEEL (ANSI/BHMA 630 - USD32D)
.3J	WHITE PLAIN	BRIGHT STAINLESS STEEL (ANSI/BHMA 629 - USD32)
.4I	GREY PLAIN	SATIN STAINLESS STEEL (ANSI/BHMA 630 - USD32D)
.3I	GREY PLAIN	BRIGHT STAINLESS STEEL (ANSI/BHMA 629 - USD32)
.4C	BROWN PLAIN	SATIN STAINLESS STEEL (ANSI/BHMA 630 - USD32D)
.3C	BROWN PLAIN	BRIGHT STAINLESS STEEL (ANSI/BHMA 629 - USD32)

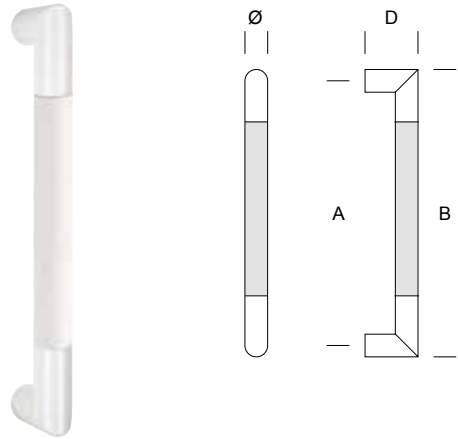
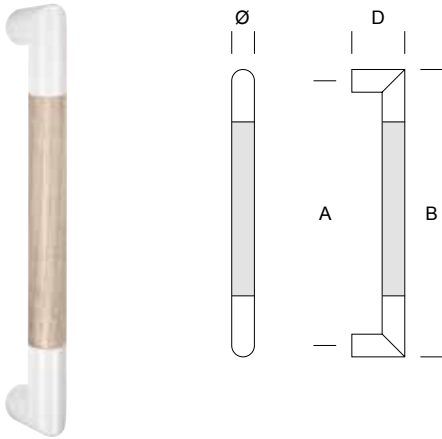
STAINLESS STEEL POWDERCOATED ON REQUEST	
.40	BLACK RAL 9005 - TO MATCH WITH PBA BLACK ALUMINIUM
.31	WHITE RAL 9010
.32	GREY
.38	CHAMPAGNE
.39	BRONZE - TO MATCH WITH PBA BRONZE ALUMINIUM
.41	SILVER

.99 COLOURS ON REQUEST TO MATCH ANY RAL #
 (screws, grub screws and plastic parts non powdercoated)
 available on request depending on quantities

EDGE COMPONENT:
 BLACK FOR DARK COLOUR POWDEL
 GREY FOR LIGHT COLOUR POWDEL AND STAINLESS STEEL

FINISH CODE

STAINLESS STEEL	
.45	BRIGHT STAINLESS STEEL (ANSI/BHMA 629 - USD32) + SATIN STAINLESS STEEL (ANSI/BHMA 630 - USD32D)



ITEM	A	B	Ø	D
2CH.265.0W25 .xx	250 mm 9 7/8"	270 mm 10 5/8"	20 mm 25/32"	60 mm 2 23/64"

ITEM	A	B	Ø	D
2CH.265.0L30 .xx	250 mm 9 7/8"	270 mm 10 5/8"	20 mm 25/32"	60 mm 2 23/64"



.XX = FINISH CODE

- .31 WOOD BLEACHED WHITE OAK
- .40 WOOD WENGÉ

- STAINLESS STEEL POWDERCOATED
- WHITE
- BLACK

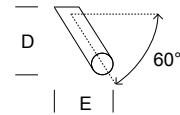
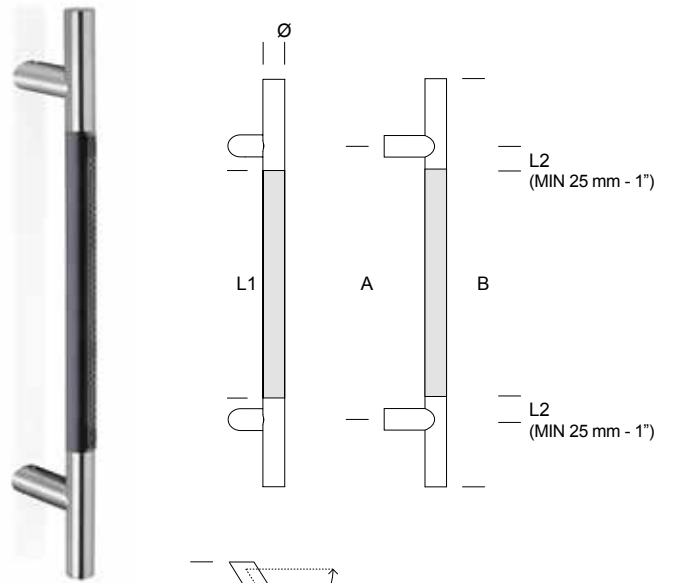
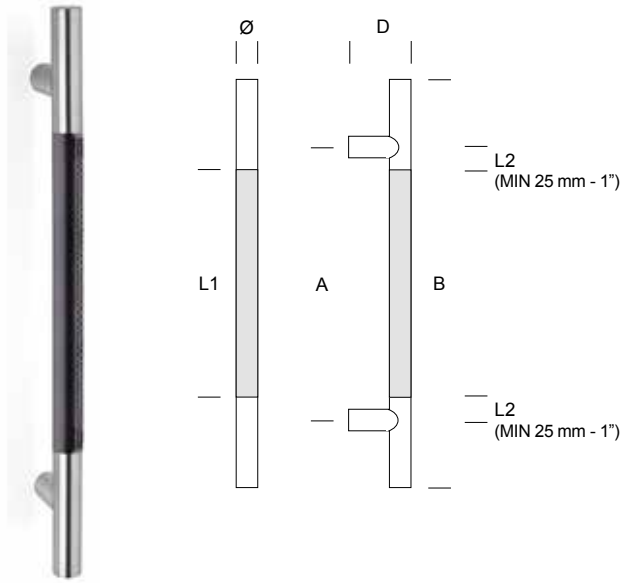
FIXING D
page 390



.XX = FINISH CODE

- .31 LEATHER WHITE
- .40 LEATHER BLACK
- STAINLESS STEEL POWDERCOATED
- WHITE
- BLACK

FIXING D
page 390



ITEM	A	B	Ø	D	L1
YOD.501.0025 .xx	250 mm 9 7/8"	400 mm 15 3/4"	25 mm 1"	70 mm 2 3/4"	200 mm 7 7/8"
YOD.502.0030 .xx	300 mm 11 13/16"	450 mm 17 3/4"	25 mm 1"	70 mm 2 3/4"	250 mm 9 7/8"
► YOD.502.9999 .xx	custom	custom	25 mm 1"	70 mm 2 3/4"	custom
► The additional support is necessary for A > 700 mm - 27 9/16"					
YOD.511.0030 .xx	300 mm 11 13/16"	450 mm 17 3/4"	30 mm 1 3/16"	75 mm 2 15/16"	250 mm 9 7/8"
YOD.512.0035 .xx	350 mm 13 25/32"	500 mm 19 11/16"	30 mm 1 3/16"	75 mm 2 15/16"	300 mm 11 13/16"
► YOD.512.9999 .xx	custom	custom	30 mm 1 3/16"	75 mm 2 15/16"	custom
► The additional support is necessary for A > 750 mm - 29 1/2"					

ITEM	A	B	Ø	D	E	L1
YOD.501.025I .xx	250 mm 9 7/8"	400 mm 15 3/4"	25 mm 1"	84 mm 3 5/16"	68 mm 2 11/16"	200 mm 7 7/8"
YOD.502.030I .xx	300 mm 11 13/16"	450 mm 17 3/4"	25 mm 1"	84 mm 3 5/16"	68 mm 2 11/16"	250 mm 9 7/8"
► YOD.502.999I .xx	custom	custom	25 mm 1"	84 mm 3 5/16"	68 mm 2 11/16"	custom
► The additional support is necessary for A > 700 mm - 27 9/16"						
YOD.511.030I .xx	300 mm 11 13/16"	450 mm 17 3/4"	30 mm 1 3/16"	88 mm 3 1/2"	74 mm 2 29/32"	250 mm 9 7/8"
YOD.512.035I .xx	350 mm 13 25/32"	500 mm 19 11/16"	30 mm 1 3/16"	88 mm 3 1/2"	74 mm 2 29/32"	300 mm 11 13/16"
► YOD.512.999I .xx	custom	custom	30 mm 1 3/16"	88 mm 3 1/2"	74 mm 2 29/32"	custom
► The additional support is necessary for A > 750 mm - 29 1/2"						



.XX = FINISH CODE

LEATHER	STAINLESS STEEL
.4A BLACK PLAIN	SATIN STAINLESS STEEL (ANSI/BHMA 630 - USD32D)
.3A BLACK PLAIN	BRIGHT STAINLESS STEEL (ANSI/BHMA 629 - USD32)
.4G BLACK HAMMERED	SATIN STAINLESS STEEL (ANSI/BHMA 630 - USD32D)
.3G BLACK HAMMERED	BRIGHT STAINLESS STEEL (ANSI/BHMA 629 - USD32)
.4J WHITE PLAIN	SATIN STAINLESS STEEL (ANSI/BHMA 630 - USD32D)
.3J WHITE PLAIN	BRIGHT STAINLESS STEEL (ANSI/BHMA 629 - USD32)
.4I GREY PLAIN	SATIN STAINLESS STEEL (ANSI/BHMA 630 - USD32D)
.3I GREY PLAIN	BRIGHT STAINLESS STEEL (ANSI/BHMA 629 - USD32)
.4C BROWN PLAIN	SATIN STAINLESS STEEL (ANSI/BHMA 630 - USD32D)
.3C BROWN PLAIN	BRIGHT STAINLESS STEEL (ANSI/BHMA 629 - USD32)

STAINLESS STEEL POWDERCOATED ON REQUEST
.40 BLACK RAL 9005 - TO MATCH WITH PBA BLACK ALUMINIUM
.31 WHITE RAL 9010
.32 GREY
.38 CHAMPAGNE
.39 BRONZE - TO MATCH WITH PBA BRONZE ALUMINIUM
.41 SILVER

.99 COLOURS ON REQUEST TO MATCH ANY RAL #
(screws, grub screws and plastic parts non powdercoated)
available on request depending on quantities

EDGE COMPONENT:
BLACK FOR DARK COLOUR POWDEL
GREY FOR LIGHT COLOUR POWDEL AND STAINLESS STEEL

FIXING D
page 390



.XX = FINISH CODE

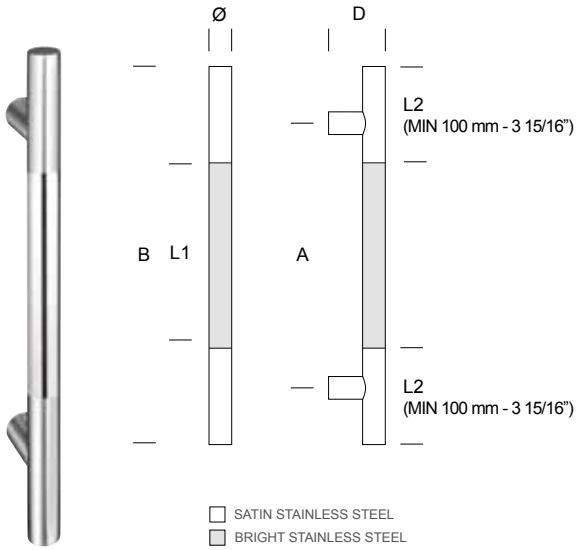
LEATHER	STAINLESS STEEL
.4A BLACK PLAIN	SATIN STAINLESS STEEL (ANSI/BHMA 630 - USD32D)
.3A BLACK PLAIN	BRIGHT STAINLESS STEEL (ANSI/BHMA 629 - USD32)
.4G BLACK HAMMERED	SATIN STAINLESS STEEL (ANSI/BHMA 630 - USD32D)
.3G BLACK HAMMERED	BRIGHT STAINLESS STEEL (ANSI/BHMA 629 - USD32)
.4J WHITE PLAIN	SATIN STAINLESS STEEL (ANSI/BHMA 630 - USD32D)
.3J WHITE PLAIN	BRIGHT STAINLESS STEEL (ANSI/BHMA 629 - USD32)
.4I GREY PLAIN	SATIN STAINLESS STEEL (ANSI/BHMA 630 - USD32D)
.3I GREY PLAIN	BRIGHT STAINLESS STEEL (ANSI/BHMA 629 - USD32)
.4C BROWN PLAIN	SATIN STAINLESS STEEL (ANSI/BHMA 630 - USD32D)
.3C BROWN PLAIN	BRIGHT STAINLESS STEEL (ANSI/BHMA 629 - USD32)

STAINLESS STEEL POWDERCOATED ON REQUEST
.40 BLACK RAL 9005 - TO MATCH WITH PBA BLACK ALUMINIUM
.31 WHITE RAL 9010
.32 GREY
.38 CHAMPAGNE
.39 BRONZE - TO MATCH WITH PBA BRONZE ALUMINIUM
.41 SILVER

.99 COLOURS ON REQUEST TO MATCH ANY RAL #
(screws, grub screws and plastic parts non powdercoated)
available on request depending on quantities

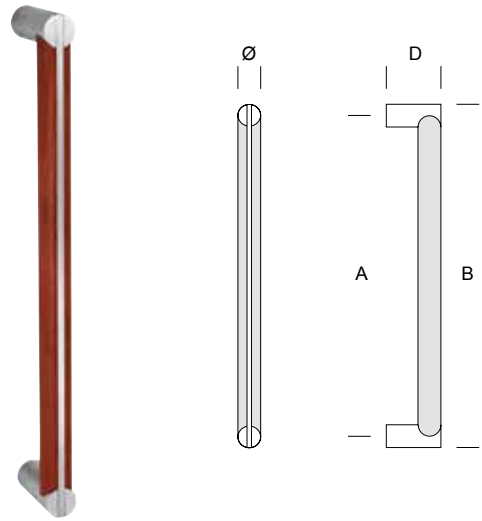
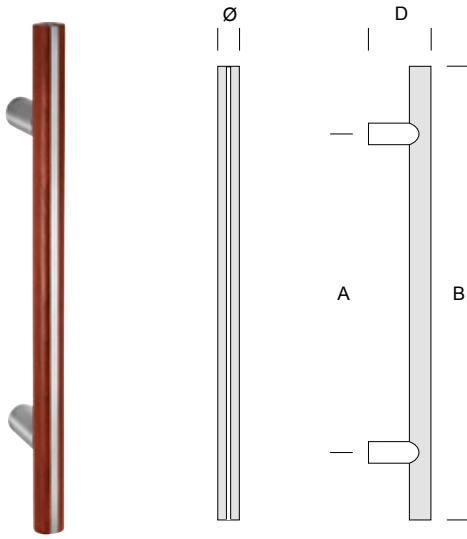
EDGE COMPONENT:
BLACK FOR DARK COLOUR POWDEL
GREY FOR LIGHT COLOUR POWDEL AND STAINLESS STEEL

FIXING D
page 390



ITEM	A	B	\varnothing	D	L1	L2	*
▶ 2CC.011.9999.45	custom	custom	16 mm 5/8"	58 mm 2 9/32"			*
▶ The additional support is necessary for A > 900 mm - 35 7/16"							
2CC.285.0025.45	250 mm 9 7/8"	400 mm 15 3/4"	20 mm 25/32"	65 mm 2 9/16"	200 mm 7 9/32"	100 mm 3 15/16"	
2CC.286.0030.45	300 mm 11 13/16"	450 mm 17 3/4"	20 mm 25/32"	65 mm 2 9/16"	250 mm 9 7/8"	100 mm 3 15/16"	
▶ 2CC.286.9999.45	custom	custom	20 mm 25/32"	65 mm 2 9/16"			
▶ The additional support is necessary for A > 1000 mm - 39 3/8"							
2CC.242.0025.45	250 mm 9 7/8"	400 mm 15 3/4"	25 mm 1"	70 mm 2 3/4"	200 mm 7 9/32"	100 mm 3 15/16"	
2CC.243.0030.45	300 mm 11 13/16"	450 mm 17 3/4"	25 mm 1"	70 mm 2 3/4"	250 mm 9 7/8"	100 mm 3 15/16"	
▶ 2CC.243.9999.45	custom	custom	25 mm 1"	70 mm 2 3/4"			
▶ The additional support is necessary for A > 1050 mm - 45 1/4"							
2CC.252.0030.45	300 mm 11 3/16"	450 mm 17 3/4"	30 mm 1 3/16"	75 mm 2 15/16"	250 mm 9 7/8"	100 mm 3 15/16"	
2CC.253.0035.45	350 mm 13 25/32"	500 mm 19 11/16"	30 mm 1 3/16"	75 mm 2 15/16"	300 mm 11 3/16"	100 mm 3 15/16"	
▶ 2CC.253.9999.45	custom	custom	30 mm 1 3/16"	75 mm 2 15/16"			
▶ The additional support is necessary for A > 1550 mm - 61 1/32"							
2CC.225.0035.45	350 mm 13 25/32"	520 mm 20 1/2"	35 mm 1 3/8"	80 mm 3 1/8"	320 mm 12 5/8"	100 mm 3 15/16"	
2CC.226.0055.45	550 mm 21 21/32"	720 mm 28 11/32"	35 mm 1 3/8"	80 mm 3 1/8"	520 mm 20 1/2"	100 mm 3 15/16"	
▶ 2CC.226.9999.45	custom	custom	35 mm 1 3/8"	80 mm 3 1/8"			
▶ The additional support is necessary for A > 1750 mm - 68 57/64"							

FINISH CODE
 STAINLESS STEEL
 .45 BRIGHT STAINLESS STEEL (ANSI/BHMA 629 - USD32) + SATIN STAINLESS STEEL (ANSI/BHMA 630 - USD32D)



ITEM	A	B	Ø	D
• YOD.311.0020 .xx	200 mm 7 7/8"	350 mm 13 25/32"	20 mm 25/32"	65 mm 2 9/16"
• YOD.312.0030 .xx	300 mm 11 13/16"	450 mm 17 3/4"	20 mm 25/32"	65 mm 2 9/16"
• YOD.313.0035 .xx	350 mm 13 25/32"	500 mm 19 11/16"	25 mm 1"	70 mm 2 3/4"
• YOD.314.0045 .xx	450 mm 17 3/4"	600 mm 23 5/8"	25 mm 1"	70 mm 2 3/4"

ITEM	A	B	Ø	D
• YOD.301.0020 .xx	200 mm 7 7/8"	220 mm 8 21/32"	20 mm 25/32"	60 mm 2 23/64"
• YOD.302.0030 .xx	300 mm 11 13/16"	320 mm 12 19/32"	20 mm 25/32"	60 mm 2 23/64"
• YOD.303.0035 .xx	350 mm 13 25/32"	375 mm 14 3/4"	25 mm 1"	60 mm 2 23/64"
• YOD.304.0045 .xx	450 mm 17 3/4"	475 mm 18 11/16"	25 mm 1"	60 mm 2 23/64"



.XX = FINISH CODE


WOOD	STAINLESS STEEL
.46 WENGÉ	SATIN STAINLESS STEEL (ANSI/BHMA 630 - USD32D)
.49 WENGÉ	BRIGHT STAINLESS STEEL (ANSI/BHMA 629 - USD32)
.47 ASH	SATIN STAINLESS STEEL (ANSI/BHMA 630 - USD32D)
.50 ASH	BRIGHT STAINLESS STEEL (ANSI/BHMA 629 - USD32)
.48 MAHOGANY	SATIN STAINLESS STEEL (ANSI/BHMA 630 - USD32D)
.51 MAHOGANY	BRIGHT STAINLESS STEEL (ANSI/BHMA 629 - USD32)

STAINLESS STEEL POWDERCOATED ON REQUEST	
.40	BLACK RAL 9005 - TO MATCH WITH PBA BLACK ALUMINIUM
.31	WHITE RAL 9010
.32	GREY
.38	CHAMPAGNE
.39	BRONZE - TO MATCH WITH PBA BRONZE ALUMINIUM
.41	SILVER

.99 COLOURS ON REQUEST TO MATCH ANY RAL #
(screws, grub screws and plastic parts non powdercoated)
available on request depending on quantities

PVD ON REQUEST ON SELECTED ITEMS = •
.83 BLACK SATIN
Colours on demand, minimum lot to be agreed.
Screws and grub screws not pvd

EDGE COMPONENT:
BLACK FOR DARK COLOUR POWDEL
GREY FOR LIGHT COLOUR POWDEL AND STAINLESS STEEL



.XX = FINISH CODE

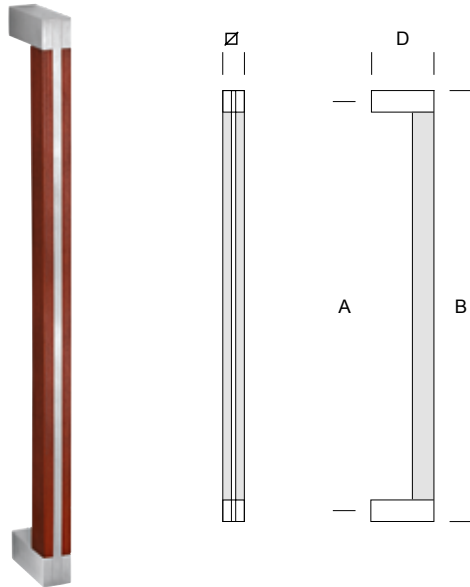
WOOD	STAINLESS STEEL
.46 WENGÉ	SATIN STAINLESS STEEL (ANSI/BHMA 630 - USD32D)
.49 WENGÉ	BRIGHT STAINLESS STEEL (ANSI/BHMA 629 - USD32)
.47 ASH	SATIN STAINLESS STEEL (ANSI/BHMA 630 - USD32D)
.50 ASH	BRIGHT STAINLESS STEEL (ANSI/BHMA 629 - USD32)
.48 MAHOGANY	SATIN STAINLESS STEEL (ANSI/BHMA 630 - USD32D)
.51 MAHOGANY	BRIGHT STAINLESS STEEL (ANSI/BHMA 629 - USD32)

STAINLESS STEEL POWDERCOATED ON REQUEST	
.40	BLACK RAL 9005 - TO MATCH WITH PBA BLACK ALUMINIUM
.31	WHITE RAL 9010
.32	GREY
.38	CHAMPAGNE
.39	BRONZE - TO MATCH WITH PBA BRONZE ALUMINIUM
.41	SILVER


.99 COLOURS ON REQUEST TO MATCH ANY RAL #
(screws, grub screws and plastic parts non powdercoated)
available on request depending on quantities

PVD ON REQUEST ON SELECTED ITEMS = •
.83 BLACK SATIN
Colours on demand, minimum lot to be agreed.
Screws and grub screws not pvd

EDGE COMPONENT:
BLACK FOR DARK COLOUR POWDEL
GREY FOR LIGHT COLOUR POWDEL AND STAINLESS STEEL



ITEM	A	B	∅	D
• YOD.201.0025 .xx	250 mm 9 7/8"	270 mm 10 5/8"	20 mm 25/32"	65 mm 2 9/16"
• YOD.202.0035 .xx	350 mm 13 25/32"	370 mm 14 9/16"	20 mm 25/32"	65 mm 2 9/16"
• YOD.203.0045 .xx	450 mm 17 3/4"	475 mm 18 11/16"	25 mm 1"	70 mm 2 3/4"
• YOD.204.0055 .xx	550 mm 21 21/32"	575 mm 22 5/8"	25 mm 1"	70 mm 2 3/4"



.XX = FINISH CODE

WOOD	STAINLESS STEEL
.46 WENGÉ	SATIN STAINLESS STEEL (ANSI/BHMA 630 - USD32D)
.49 WENGÉ	BRIGHT STAINLESS STEEL (ANSI/BHMA 629 - USD32)
.47 ASH	SATIN STAINLESS STEEL (ANSI/BHMA 630 - USD32D)
.50 ASH	BRIGHT STAINLESS STEEL (ANSI/BHMA 629 - USD32)
.48 MAHOGANY	SATIN STAINLESS STEEL (ANSI/BHMA 630 - USD32D)
.51 MAHOGANY	BRIGHT STAINLESS STEEL (ANSI/BHMA 629 - USD32)

- STAINLESS STEEL POWDERCOATED ON REQUEST**
- .40 BLACK RAL 9005 - TO MATCH WITH PBA BLACK ALUMINIUM
 - .31 WHITE RAL 9010
 - .32 GREY
 - .38 CHAMPAGNE
 - .39 BRONZE - TO MATCH WITH PBA BRONZE ALUMINIUM
 - .41 SILVER

- .99 COLOURS ON REQUEST TO MATCH ANY RAL #
(screws, grub screws and plastic parts non powdercoated)
available on request depending on quantities

- PVD ON REQUEST ON SELECTED ITEMS = ●**
- .83 BLACK SATIN
Colours on demand, minimum lot to be agreed.
Screws and grub screws not pvd


EDGE COMPONENT:
BLACK FOR DARK COLOUR POWDEL
GREY FOR LIGHT COLOUR POWDEL AND STAINLESS STEEL

EVERYONE MILLWORK PULLS

PRODUCT DESIGN CONSULTANT **Gensler**

GENSLER, THE GLOBAL ARCHITECTURE AND DESIGN FIRM, HAS COLLABORATED WITH PBA ON A NEW COLLECTION OF MILLWORK PULLS. SCULPTED FOR ONE HAND OPENING AND CLOSING WITH NO PINCHING, WRIST TWISTING, OR SIMULTANEOUS HAND AND FINGER MANIPULATION REQUIRED, EACH PULL HAS A MINIMUM OPENING WIDTH OF 4" AND A MINIMUM OPENING DEPTH OF 1" (BASED ON TYPICAL DOOR/DRAWER DIMENSIONS). CRAFTED BY HAND OF AISI 316L STAINLESS STEEL – THE HARDEST, MOST RESISTANT, AND MOST ELASTIC OF STEELS – AND AVAILABLE IN A WIDE RANGE OF SIZES AND FINISHES, THEY ENSURE A BEAUTIFULLY MINIMAL SOLUTION FOR VIRTUALLY EVERY CUSTOM MILLWORK APPLICATION . . . AND EASY OPERATION FOR THE GREATEST RANGE OF USERS.

ALL PULLS IN THE COLLECTION WERE DESIGNED TO COMPLY WITH THE ADA AND SIMILAR ACCESSIBILITY REQUIREMENTS, HOWEVER FINAL INTERPRETATION OF ACCESSIBILITY COMPLIANCE IS THE RESPONSIBILITY OF THE SPECIFIER AND SHOULD BE DETERMINED RELATIVE TO SPECIFIC PROJECT CONDITIONS AND LOCAL CODES.

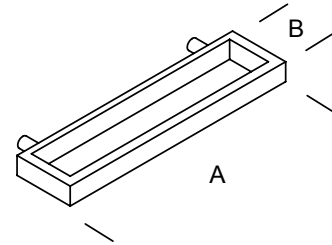






STAINLESS STEEL SATIN AS PICTURED

Design 1



ART.	A	B
GMP.D01.0005. xx	127 mm 5 in	37 mm 1 29/64"
GMP.D01.0006. xx	152,4 mm 6 in	37 mm 1 29/64"
GMP.D01.0007. xx	177,8 mm 7 in	37 mm 1 29/64"
GMP.D01.0008. xx	203,2 mm 8 in	37 mm 1 29/64"
GMP.D01.0009. xx	228,6 mm 9 in	37 mm 1 29/64"
GMP.D01.0010. xx	254 mm 10 in	37 mm 1 29/64"
GMP.D01.0011. xx	279,4 mm 11 in	37 mm 1 29/64"
GMP.D01.0012. xx	304,8 mm 12 in	37 mm 1 29/64"

FINISHES .XX

STAINLESS STEEL




Satin .44
Bright* .43

STAINLESS STEEL POWDER COATED



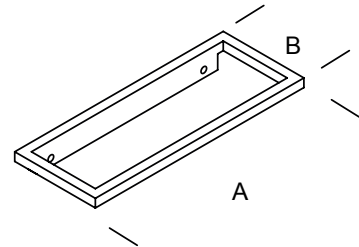
White .31
Champagne .38
Bronze .39
Grey .32
Black .40

* Stainless Steel Bright finish has a Satin inner profile



STAINLESS STEEL POWDER COATED CHAMPAGNE AS PICTURED

Design 2



ART.	A	B
GMP.D02.0005. xx	127 mm 5 in	58 mm 2 9/32"
GMP.D02.0006. xx	152,4 mm 6 in	58 mm 2 9/32"
GMP.D02.0007. xx	177,8 mm 7 in	58 mm 2 9/32"
GMP.D02.0008. xx	203,2 mm 8 in	58 mm 2 9/32"
GMP.D02.0009. xx	228,6 mm 9 in	58 mm 2 9/32"
GMP.D02.0010. xx	254 mm 10 in	58 mm 2 9/32"
GMP.D02.0011. xx	279,4 mm 11 in	58 mm 2 9/32"
GMP.D02.0012. xx	304,8 mm 12 in	58 mm 2 9/32"

FINISHES .XX

STAINLESS STEEL




Satin .44
Bright* .43

STAINLESS STEEL POWDER COATED



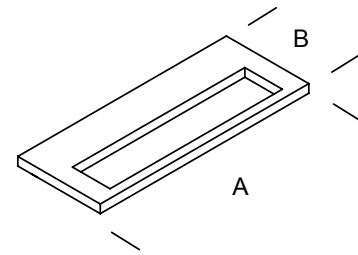
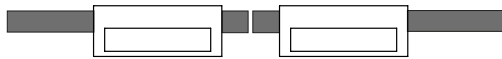
White .31
Champagne .38
Bronze .39
Grey .32
Black .40

* Stainless Steel Bright finish has a Satin inner profile



STAINLESS STEEL BRIGHT AS PICTURED

Design 3



ART.	A	B
GMP.D03.0005. xx	127 mm 5 in	58 mm 2 9/32"
GMP.D03.0006. xx	152,4 mm 6 in	58 mm 2 9/32"
GMP.D03.0007. xx	177,8 mm 7 in	58 mm 2 9/32"
GMP.D03.0008. xx	203,2 mm 8 in	58 mm 2 9/32"
GMP.D03.0009. xx	228,6 mm 9 in	58 mm 2 9/32"
GMP.D03.0010. xx	254 mm 10 in	58 mm 2 9/32"
GMP.D03.0011. xx	279,4 mm 11 in	58 mm 2 9/32"
GMP.D03.0012. xx	304,8 mm 12 in	58 mm 2 9/32"

FINISHES .XX

STAINLESS STEEL




Satin .44
Bright* .43

STAINLESS STEEL POWDER COATED



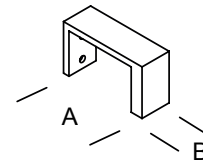
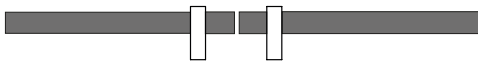
White .31
Champagne .38
Bronze .39
Grey .32
Black .40

* Stainless Steel Bright finish has a Satin inner profile



STAINLESS STEEL BRIGHT AS PICTURED

Design 4



ART.	A	B
GMP.D04.0005. xx	58 mm 2 9/32"	20 mm 25/32"

FINISHES .XX

STAINLESS STEEL



Satin .44 Bright * .43

STAINLESS STEEL POWDER COATED



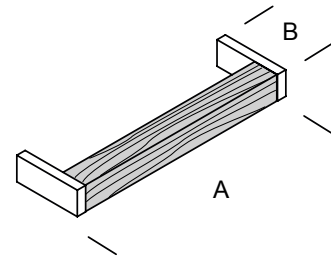
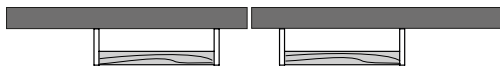
White .31 Champagne .38 Bronze .39 Grey .32 Black .40

* Stainless Steel Bright finish has a Satin inner profile



STAINLESS STEEL SATIN AND WENGE AS PICTURED

Design 5



WOOD



Ash



Mahogany



Wenge

ART.	A	B	ART.	A	B	ART.	A	B
GMPD05.0A05.xx	127 mm 5 in	44 mm 1 47/64"	GMPD05.0M05.xx	127 mm 5 in	44 mm 1 47/64"	GMPD05.0W05.xx	127 mm 5 in	44 mm 1 47/64"
GMPD05.0A06.xx	152,4 mm 6 in	44 mm 1 47/64"	GMPD05.0M06.xx	152,4 mm 6 in	44 mm 1 47/64"	GMPD05.0W06.xx	152,4 mm 6 in	44 mm 1 47/64"
GMPD05.0A07.xx	177,8 mm 7 in	44 mm 1 47/64"	GMPD05.0M07.xx	177,8 mm 7 in	44 mm 1 47/64"	GMPD05.0W07.xx	177,8 mm 7 in	44 mm 1 47/64"
GMPD05.0A08.xx	203,2 mm 8 in	44 mm 1 47/64"	GMPD05.0M08.xx	203,2 mm 8 in	44 mm 1 47/64"	GMPD05.0W08.xx	203,2 mm 8 in	44 mm 1 47/64"
GMPD05.0A09.xx	228,6 mm 9 in	44 mm 1 47/64"	GMPD05.0M09.xx	228,6 mm 9 in	44 mm 1 47/64"	GMPD05.0W09.xx	228,6 mm 9 in	44 mm 1 47/64"
GMPD05.0A10.xx	254 mm 10 in	44 mm 1 47/64"	GMPD05.0M10.xx	254 mm 10 in	44 mm 1 47/64"	GMPD05.0W10.xx	254 mm 10 in	44 mm 1 47/64"
GMPD05.0A11.xx	279,4 mm 11 in	44 mm 1 47/64"	GMPD05.0M11.xx	279,4 mm 11 in	44 mm 1 47/64"	GMPD05.0W11.xx	279,4 mm 11 in	44 mm 1 47/64"
GMPD05.0A12.xx	304,8 mm 12 in	44 mm 1 47/64"	GMPD05.0M12.xx	304,8 mm 12 in	44 mm 1 47/64"	GMPD05.0W12.xx	304,8 mm 12 in	44 mm 1 47/64"

Wood is a natural material that varies in color, grain pattern and overall appearance and texture

FINISHES .XX

STAINLESS STEEL



Satin .44
Bright * .43

STAINLESS STEEL POWDER COATED



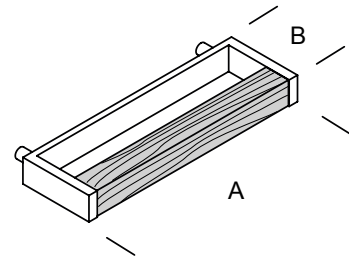
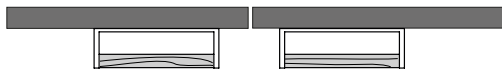
White .31
Champagne .38
Bronze .39
Grey .32
Black .40

* Stainless Steel Bright finish has a Satin inner profile



STAINLESS STEEL BRIGHT AND WENGE AS PICTURED

Design 6



WOOD



Ash



Mahogany



Wenge

ART.	A	B	ART.	A	B	ART.	A	B
GMPD06.0A05.xx	127 mm 5 in	48 mm 1 57/64"	GMPD06.0M05.xx	127 mm 5 in	48 mm 1 57/64"	GMPD06.0W05.xx	127 mm 5 in	48 mm 1 57/64"
GMPD06.0A06.xx	152,4 mm 6 in	48 mm 1 57/64"	GMPD06.0M06.xx	152,4 mm 6 in	48 mm 1 57/64"	GMPD06.0W06.xx	152,4 mm 6 in	48 mm 1 57/64"
GMPD06.0A07.xx	177,8 mm 7 in	48 mm 1 57/64"	GMPD06.0M07.xx	177,8 mm 7 in	48 mm 1 57/64"	GMPD06.0W07.xx	177,8 mm 7 in	48 mm 1 57/64"
GMPD06.0A08.xx	203,2 mm 8 in	48 mm 1 57/64"	GMPD06.0M08.xx	203,2 mm 8 in	48 mm 1 57/64"	GMPD06.0W08.xx	203,2 mm 8 in	48 mm 1 57/64"
GMPD06.0A09.xx	228,6 mm 9 in	48 mm 1 57/64"	GMPD06.0M09.xx	228,6 mm 9 in	48 mm 1 57/64"	GMPD06.0W09.xx	228,6 mm 9 in	48 mm 1 57/64"
GMPD06.0A10.xx	254 mm 10 in	48 mm 1 57/64"	GMPD06.0M10.xx	254 mm 10 in	48 mm 1 57/64"	GMPD06.0W10.xx	254 mm 10 in	48 mm 1 57/64"
GMPD06.0A11.xx	279,4 mm 11 in	48 mm 1 57/64"	GMPD06.0M11.xx	279,4 mm 11 in	48 mm 1 57/64"	GMPD06.0W11.xx	279,4 mm 11 in	48 mm 1 57/64"
GMPD06.0A12.xx	304,8 mm 12 in	48 mm 1 57/64"	GMPD06.0M12.xx	304,8 mm 12 in	48 mm 1 57/64"	GMPD06.0W12.xx	304,8 mm 12 in	48 mm 1 57/64"

Wood is a natural material that varies in color, grain pattern and overall appearance and texture

FINISHES .XX

STAINLESS STEEL



Satin .44 Bright * .43

STAINLESS STEEL POWDER COATED



White .31 Champagne .38 Bronze .39 Grey .32 Black .40

* Stainless Steel Bright finish has a Satin inner profile

TECHNICAL INFORMATION

INFORMAZIONI TECNICHE

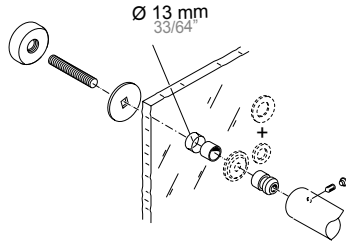
CODE		MATERIAL	FINISH	.XX	* indicative colors	
0IT. 2CC. 2CQ. 2CE. 2CP. 2CD. 2CF. 2MM. HGU. HGO.	KLO.V KLO. KLC. KLH. KLD. KLP. KLR	STAINLESS STEEL AISI 316L	Standard:			
			SATIN		.44	
			Upon Request:			
			BRIGHT		.43	
			Upon Request:			
			PVD	Black Satin	.83	
			on selected items (*) see catalogue	Colours on demand (minimum lot to be agreed)		
			Upon Request:			
			POWDER COATED	Black Ral 9005 (To match with Pba Black Aluminium)	.40	
				White Ral 9010	.31	
				Grey	.32	
				Champagne	.38	
	Bronze	.39				
	(To match with Pba Bronze Aluminium)					
	Silver	.41				
	COLOURS ON REQUEST TO MATCH ANY RAL #	.99				
	Screws, grub screws and plastic parts non powdercoated. Available on request depending on quantities.					
YOD.		STAINLESS STEEL AISI 316L + WOOD	Standard:			
			SATIN + WOOD	Wenge	.46	
				Ash	.47	
				Mahogany	.48	
				Bleached white oak	.52	
			Upon Request:			
			BRIGHT+ WOOD	Wenge	.49	
				Ash	.50	
				Mahogany	.51	
				Bleached white oak	.53	
			Upon Request:			
			POWDER COATED	Black Ral 9005 (To match with Pba Black Aluminium)	.40	
	White Ral 9010	.31				
	Grey	.32				
	Champagne	.38				
	Bronze	.39				
	(To match with Pba Bronze Aluminium)					
	Silver	.41				
	White/Bleached White Oak	.31				
	Black/Wenge	.40				
	COLOURS ON REQUEST TO MATCH ANY RAL #	.99				
	Screws, grub screws and plastic parts non powdercoated. Available on request depending on quantities.					
YOD. KLL.		STAINLESS STEEL AISI 316L + LEATHER	Standard:			
			SATIN + LEATHER	Black Plain	.4A	
				Black Hammered	.4G	
				White Plain	.4J	
				Grey Plain	.4I	
				Brown Plain	.4C	
			Upon Request:			
			BRIGHT + LEATHER	Black Plain	.3A	
				Black Hammered	.3G	
				White Plain	.3J	
				Grey Plain	.3I	
				Brown Plain	.3C	
Upon Request:						
POWDER COATED	Black Ral 9005 (To match with Pba Black Aluminium)	.40				
	White Ral 9010	.31				
	Grey	.32				
	Champagne	.38				
	Bronze	.39				
	(To match with Pba Bronze Aluminium)					
	Silver	.41				
	White/Leather White	.31				
	Black/Leather Black	.40				
	COLOURS ON REQUEST TO MATCH ANY RAL #	.99				
	Screws, grub screws and plastic parts non powdercoated. Available on request depending on quantities.					
KLA. 2CA.		ALUMINIUM	Standard:			
			ANODIZED	Silver	.69	
	SATIN	Bronze	.67			
	ELOX SATIN	Black	.68			
	Upon Request					
	POWDER COATED					
M18		ALUMINIUM	Standard:			
		POWDER COATED	Black	.26		

CODE	MATERIAL	FINISH	.XX	* indicative colors		
STA.	STAINLESS STEEL AISI 316L + ALUMINIUM	Standard: SATIN + ALUMINIUM	Silver Bronze Black	.4K .4M .4N	 	
		Upon Request BRIGHT + ALUMINIUM	Silver Bronze Black	.3K .3M .3N	 	
		PLATE WITH LOCKSET Standard: POWDER COATED	Silver Bronze Black	.41 .39 .40	 	
	+ HGU.	STAINLESS STEEL AISI 316L + LEATHER	Standard: POWDER COATED	White Black	.31 .40	
			LEATHER	White/ White Black/ Black	.31 .40	
		+ WOOD	WOOD	White/ Bleached White oak Black/ Wenge	.31 .40	
ITH. 2MH. 2CH.						

PULL HANDLES

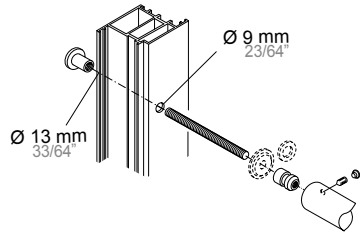
FIXINGS D - FISSAGGI D

FIX.011.000D. xx	Ø 25 mm 1"
FIX.012.000D. xx	30 mm 1 3/16"
FIX.013.000D. xx	35 mm 1 3/8"
FIX.014.000D. xx	20 mm 25/32"
FIX.016.000D. xx	40 mm 1 9/16"



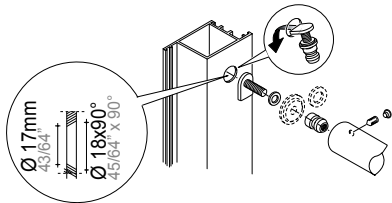
- SINGLE THROUGH FITTING FOR GLASS
- SINGOLO PASSANTE PER VETRO

FIX.110.000D. xx



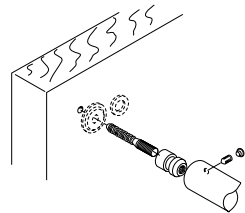
- SINGLE THROUGH FITTING FOR WOOD, ALUMINIUM, PVC
- SINGOLO PASSANTE PER LEGNO, ALLUMINIO, PVC

FIX.210.000D.B2



- SINGLE NON THROUGH FITTING FOR TUBULAR PROFILE
- SINGOLO NON PASSANTE PER PROFILO TUBOLARE

FIX.310.000D.B2



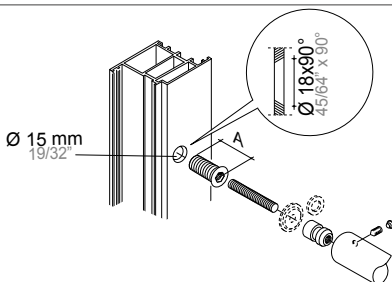
- SINGLE NON THROUGH FITTING FOR WOOD
- SINGOLO NON PASSANTE PER LEGNO

FIX.410.000D.B2

A= 33 mm
1 19/64"

FIX.410.00DL.B2

A= 50 mm
1 31/32"



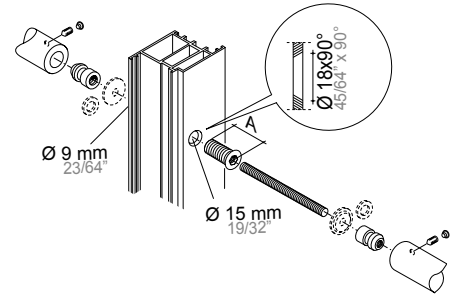
- SINGLE NON THROUGH FITTING FOR WOOD, PVC, 2-3 SECTIONS ALUMINIUM
- SINGOLO NON PASSANTE PER LEGNO, PVC, ALLUMINIO A 2-3 CAMERE

FIX.510.000D.B2

A= 33 mm
1 19/64"

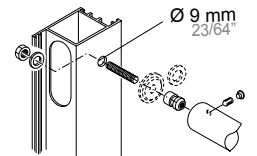
FIX.510.00DL.B2

A= 50 mm
1 31/32"



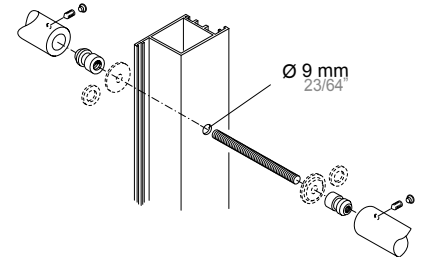
- BACK TO BACK FITTING FOR WOOD, PVC, 2-3 SECTIONS ALUMINIUM
- CONTRAPPOSTO PER LEGNO, PVC, ALLUMINIO A 2-3 CAMERE

FIX.610.000D.B2



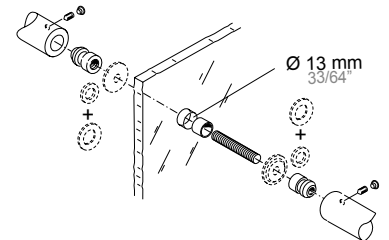
- SINGLE NON THROUGH FITTING FOR TUBULAR PROFILE
- SINGOLO NON PASSANTE PER PROFILO TUBOLARE

FIX.710.000D.B2



- BACK TO BACK FITTING FOR WOOD, ALUMINIUM, PVC
- CONTRAPPOSTO PER LEGNO, ALLUMINIO, PVC

FIX.810.000D.B2



- BACK TO BACK FITTING FOR GLASS
- CONTRAPPOSTO PER VETRO

FIX.911.000D. xx

Ø 25 mm 1" Ø1 50 mm 1 31/32"

FIX.912.000D. xx

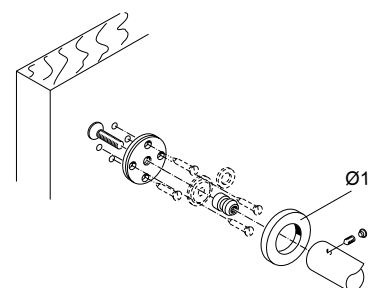
Ø 30 mm 1 3/16" Ø1 60 mm 2 23/64"

FIX.913.000D. xx

Ø 35 mm 1 3/8" Ø1 60 mm 2 23/64"

FIX.914.000D. xx

Ø 20 mm 25/32" Ø1 50 mm 1 31/32"




- SINGLE NON THROUGH FITTING WITH ROSE FOR WOOD, PVC, ALUMINIUM
- SINGOLO NON PASSANTE CON ROSETTA PER LEGNO, PVC, ALLUMINIO

PULL HANDLES

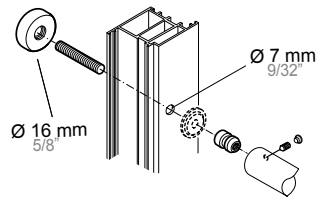
FIXINGS I - FISSAGGI I

FIX.025.000I.xx



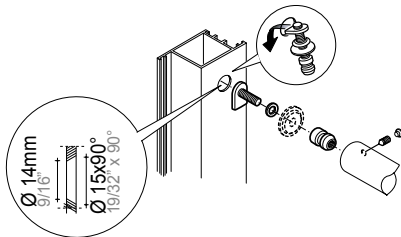
- SINGLE THROUGH FITTING FOR GLASS
- SINGOLO PASSANTE PER VETRO

FIX.120.000I.xx



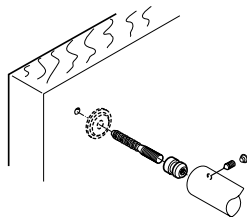
- SINGLE THROUGH FITTING FOR WOOD, ALUMINIUM, PVC
- SINGOLO PASSANTE PER LEGNO, ALLUMINIO, PVC

FIX.220.000I.B2



- SINGLE NON THROUGH FITTING FOR TUBULAR PROFILE
- SINGOLO NON PASSANTE PER PROFILO TUBOLARE

FIX.320.000I.B2



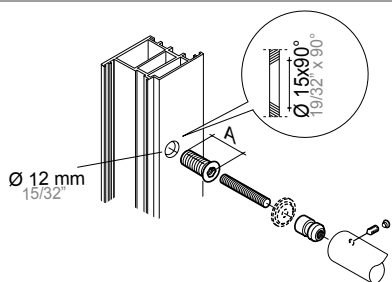
- SINGLE NON THROUGH FITTING FOR WOOD
- SINGOLO NON PASSANTE PER LEGNO

FIX.420.000I.B2

A= 33 mm
1 19/64"

FIX.420.000IL.B2

A= 50 mm
1 31/32"



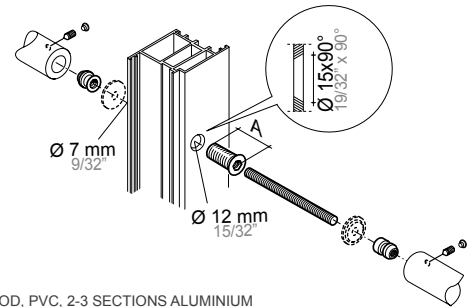
- SINGLE NON THROUGH FITTING FOR WOOD, PVC, 2-3 SECTIONS ALUMINIUM
- SINGOLO NON PASSANTE PER LEGNO, PVC, ALLUMINIO A 2-3 CAMERE

FIX.520.000I.B2

A= 33 mm
1 19/64"

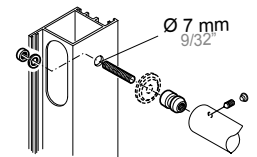
FIX.520.000IL.B2

A= 50 mm
1 31/32"



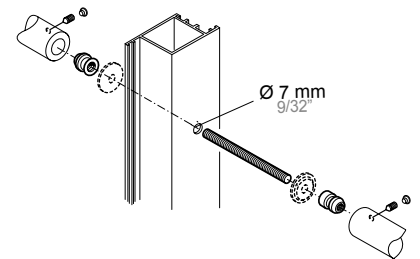
- BACK TO BACK FITTING FOR WOOD, PVC, 2-3 SECTIONS ALUMINIUM
- CONTRAPPOSTO PER LEGNO, PVC, ALLUMINIO A 2-3 CAMERE

FIX.620.000I.B2



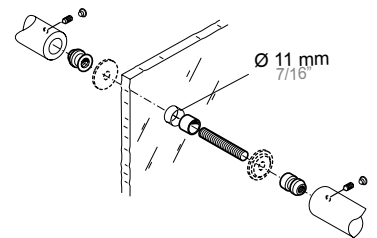
- SINGLE NON THROUGH FITTING FOR TUBULAR PROFILE
- SINGOLO NON PASSANTE PER PROFILO TUBOLARE

FIX.720.000I.B2



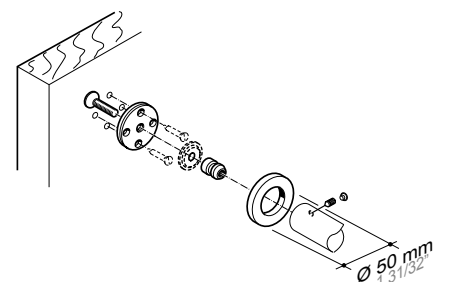
- BACK TO BACK FITTING FOR WOOD, ALUMINIUM, PVC
- CONTRAPPOSTO PER LEGNO, ALLUMINIO, PVC

FIX.820.000I.B2



- BACK TO BACK FITTING FOR GLASS
- CONTRAPPOSTO PER VETRO

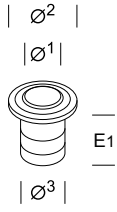
FIX.925.000I.xx



- SINGLE NON THROUGH FITTING WITH ROSE FOR WOOD, PVC, ALUMINIUM
- SINGOLO NON PASSANTE CON ROSETTA PER LEGNO, PVC, ALLUMINIO

LADDER LOCKING PULLS

**DUST-FREE FLOOR SOCKET
POZZETTO ANTIPOLVERE**



Nickel-plated brass
Ottone nichelato

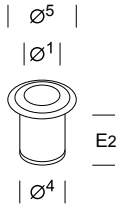
KLO.OSK.0000.00

Ø¹ 14 mm
9/16"

Ø² 24 mm
15/16"

Ø³ 18 mm
45/64"

Ø⁴ 20 mm
25/32"



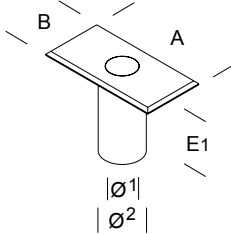
Stainless Steel
Acciaio Inox

KLO.SKI.0000. xx

Ø⁵ 35 mm
1 3/8"

E1 29 mm
1 9/64"

E2 40 mm
1 9/16"



Stainless Steel
Acciaio Inox

KLP.SKI.0000. xx

Ø¹ 14 mm
9/16"

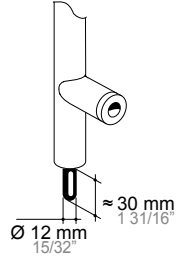
Ø² 20 mm
25/32"

A 60 mm
2 3/8"

B 30 mm
1 3/16"

E1 41 mm
1 39/64"

**ADJUSTABLE STEEL
DEAD BOLT
PUNTALE DI CHIUSURA
REGOLABILE**

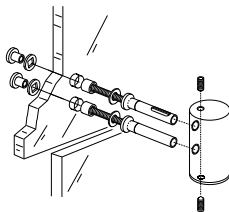


**FOR TOP LOCKING PULLS
PER MANIGLIONI CON CHIUSURA IN ALTO**

**STRIKER
INCONTRO SUPERIORE**

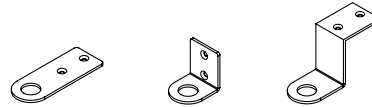


KLO.SBR.000T. xx




KLO.0BR.0000. xx

**CUSTOM STRIKES
INCONTRI SUPERIORI SPECIALI**



PROGRAMMA K-LOCK STAINLESS STEEL

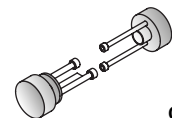
CYLINDER AND DOOR KNOB DUMMY
CILINDRO E POMOLO DUMMY



CIL.RIM.003D. ..

PROGRAMMA K-LOCK ALUMINIUM

CYLINDER AND DOOR KNOB DUMMY
CILINDRO E POMOLO DUMMY



CIL.RIM.001D. ..

RIM CYLINDER

CIL.RIM.0001. 44
RIM CYLINDER CONVENTIONAL ILCO FOR KLO/KLA



CIL.RIM.9999. 00
BRAND OF COMPATIBLE RIM CYLINDER:
ARROW - CORBIN RUSSWIN - KABAILCO - MEDECO - SCHLAGE - SARGENT - YALE

RIM CYLINDER WITH IC

CIL.HOU.RL01. 44
RIM HOUSING FSIC SCHLAGE C/FORATURE BEST FOR KLO/KLA



CIL.HOU.RS01. 44
RIM HOUSING FSIC SCHLAGE FOR KLO/KLA

CIL.HOU.9999. 00
BRAND OF COMPATIBLE RIM CYLINDER WITH IC:
BEST (RIM HOUSING S.F.I.C.)

MORTISE CYLINDER

CIL.MOR.0001. 44
MORTISE CYLINDER CONVENTIONAL BATON

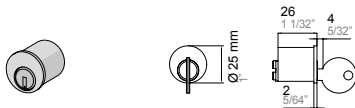


CIL.HOU.ML01. 44
MORTISE HOUSING FSIC (LFIC) SCHLAGE

CIL.HOU.MS01. 44
MORTISE HOUSING SFIC SCHLAGE

CIL.MOR.9999. 00
BRAND OF COMPATIBLE MORTISE CYLINDER:
ARROW - CORBIN RUSSWIN - KABAILCO - MEDECO - SCHLAGE - SARGENT - YALE - BEST

CYLINDER FOR ITEM KLO.V03.xxxx



KLO.00V.0CIL. xx
Standard
Standard



Coded key / Master key
Copia chiave / Chiave master

KLO.00K.0000. xx
KLO.00Y.000K. xx
KLO.00V.000K. xx

DIGITAL CYLINDER FOR ART. KLD.Y01.0000 - KLD.Y02.0000
CILINDRO DIGITALE PER ART. KLD.Y01.0000 - KLD.Y02.0000



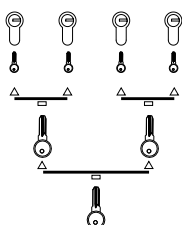
TECHNICAL SPECIFICATION

- ANTI-DRILLING PROTECTION
- SPLASH PROTECTION IP55
- CORROSION
DIN EN 1670 Grade 3
- DURABILITY
EN 1303 Grade 6
>130,000 cycles
- POWER SUPPLY:
3V, Type CR2 Lithium
- BATTERY LIFE
Whitelist appr.
50,000 cycles with acoustic signal
Whitelist appr.
65,000 cycles without acoustic signal

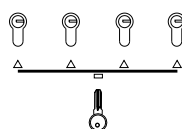
CARATTERISTICHE TECNICHE

- PROTEZIONE ANTITRAPANO
- CLASSE DI PROTEZIONE
IP 55 (esterno)
- CORROSIONE
DIN EN 1670 Classe 3
- CICLI OPERATIVI
EN 1303 Classe 6
>130'000 cicli
- ALIMENTAZIONE:
Batteria 3V, CR2 al litio
- CICLO DI VITA DELLE BATTERIE
Whitelist:
50'000 cicli con segnalazione acustica
65'000 cicli senza segnalazione acustica

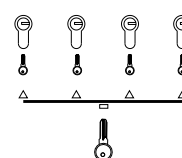
SPECIAL APPLICATIONS ON REQUEST
IMPIANTI SPECIALI SU RICHIESTA



KLO.GMK.0000. xx
KLO.00Y.0GMK. xx
KLO.00V.0GMK. xx

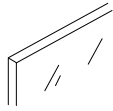


KLO.000.00KA. xx
KLO.00Y.00KA. xx
KLO.00V.00KA. xx

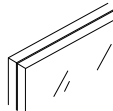


KLO.0MK.0000. xx
KLO.00Y.00MK. xx
KLO.00V.00MK. xx

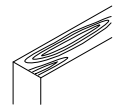
INSTALLATION ON ANY TYPE OF MATERIAL
 INSTALLAZIONE SU QUALSIASI MATERIALE



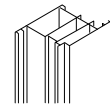
Glass doors
 Porte in vetro



Double glazed doors
 Porte doppio vetro

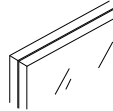


Wood doors
 Porte in legno

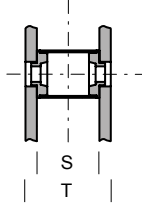


Metal doors
 Porte in metallo

SPACERS FOR DOUBLE GLAZED DOOR
 DISTANZIERI PER VETROCAMERA



Double glazed doors
 Porte doppio vetro

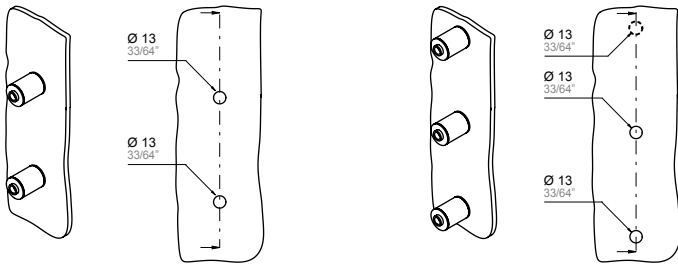


S = custom
 T = custom

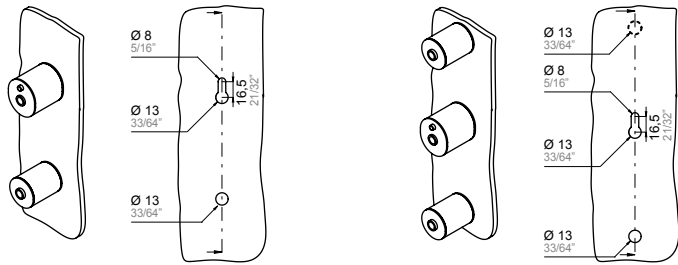
NON LOCKING PULLS

DOUBLE GLAZED DOOR'S SPACERS FOR NON LOCKING PULL DISTANZIERI PER PORTE A DOPPIO VETRO PER MANIGLIONI SENZA SERRATURA

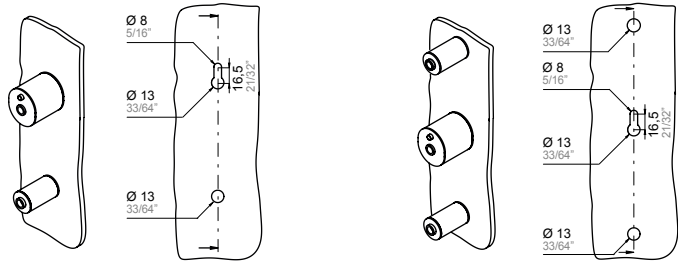
UNIVERSAL NON LOCKING PULLS (KLO / KLA)



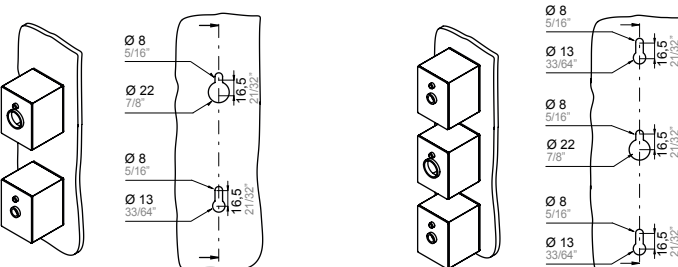
TUBULAR NON LOCKING LADDER PULLS (KLO / KLA)



LEAN NON LOCKING LADDER PULLS (KLR)



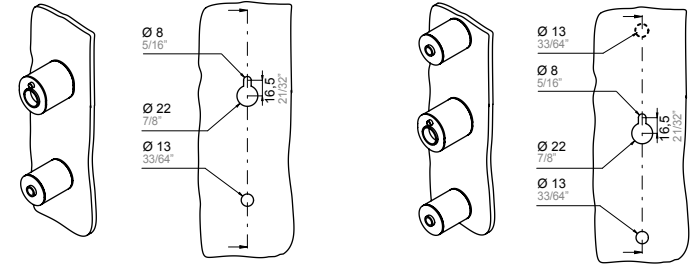
RECTANGULAR PROFILE NON LOCKING LADDER PULLS (KLP)



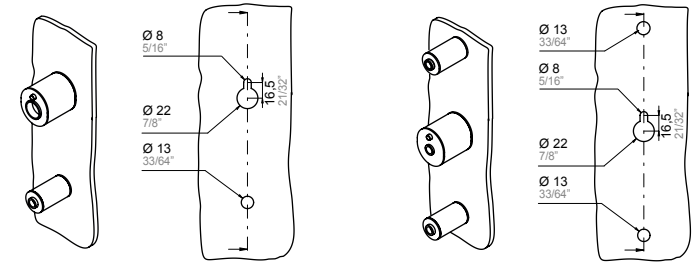
LOCKING PULLS

DOUBLE GLAZED DOOR'S SPACERS FOR LOCKING PULL DISTANZIERI PER PORTE A DOPPIO VETRO PER MANIGLIONI CON SERRATURA

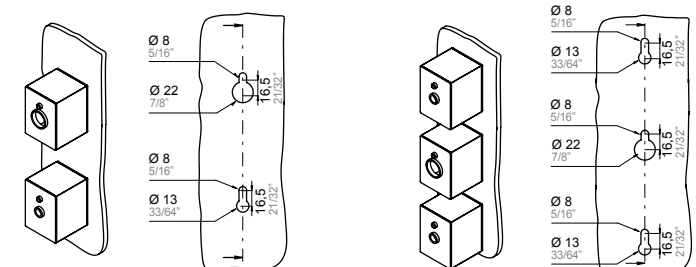
TUBULAR LOCKING LADDER PULLS (KLO / KLA)



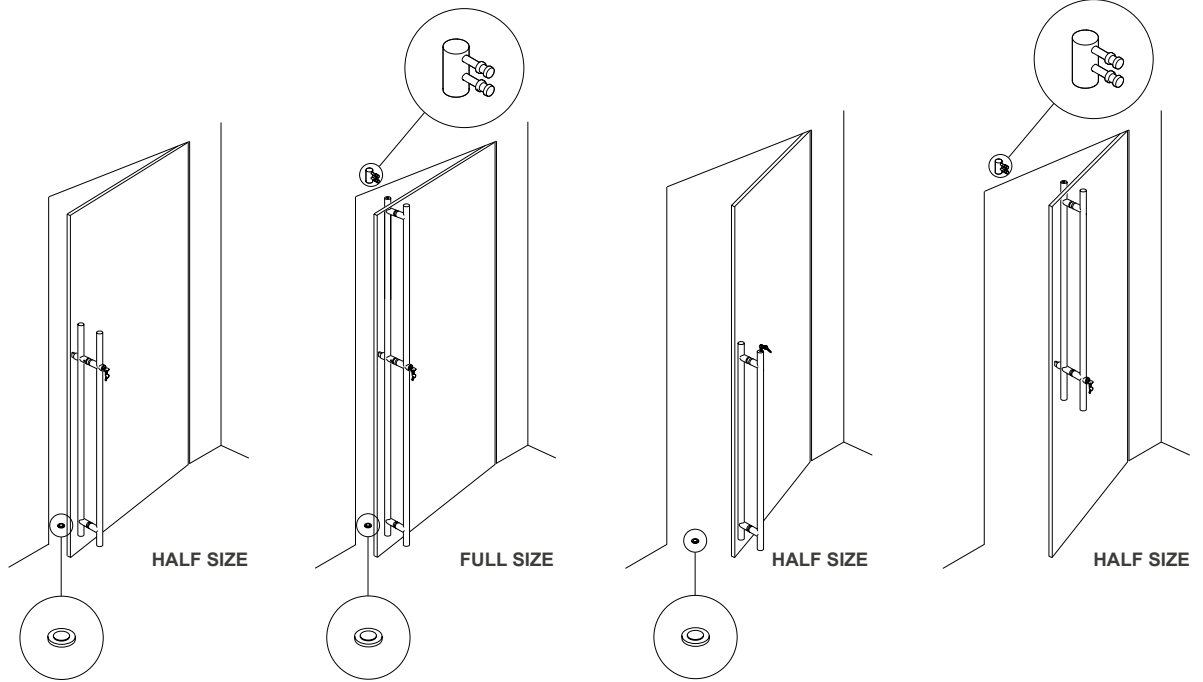
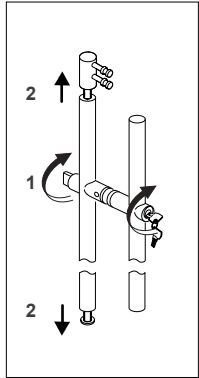
LEAN LOCKING LADDER PULLS (KLR)



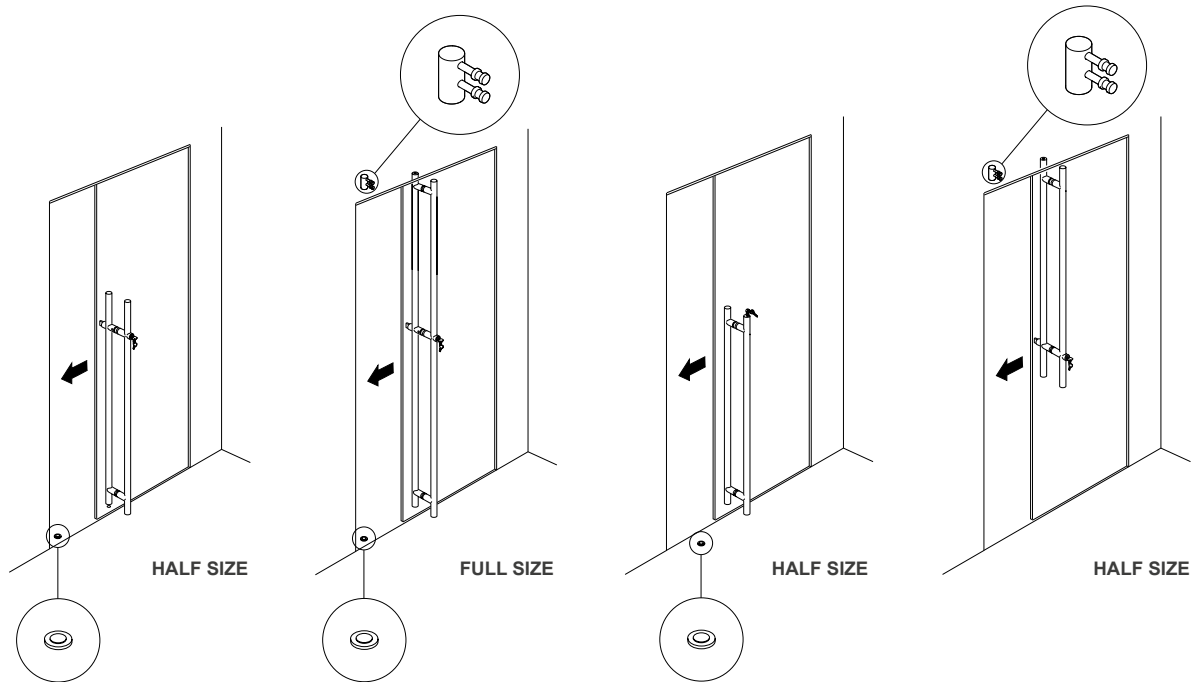
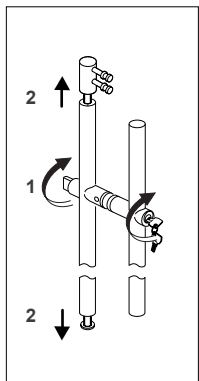
RECTANGULAR PROFILE LOCKING LADDER PULLS (KLP)



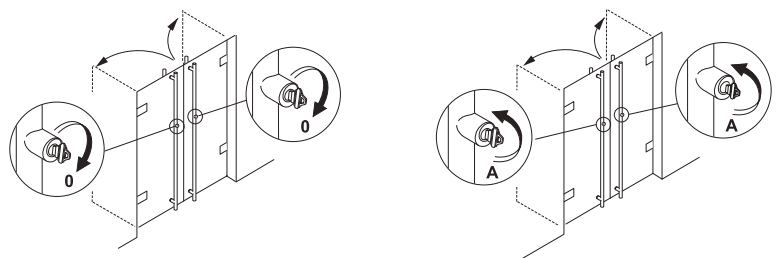
HINGED DOORS
PORTE A BATTENTE



SLIDING DOORS
PORTE SCORREVOLI



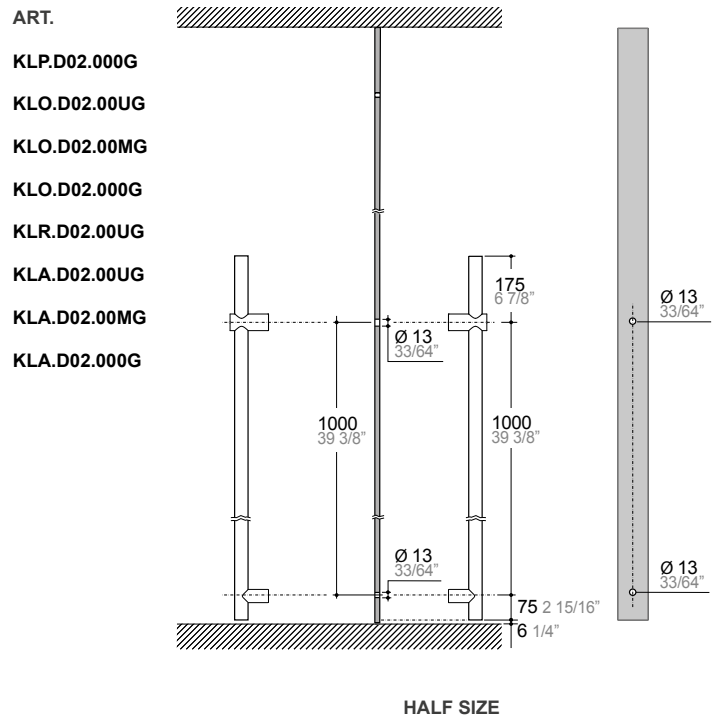
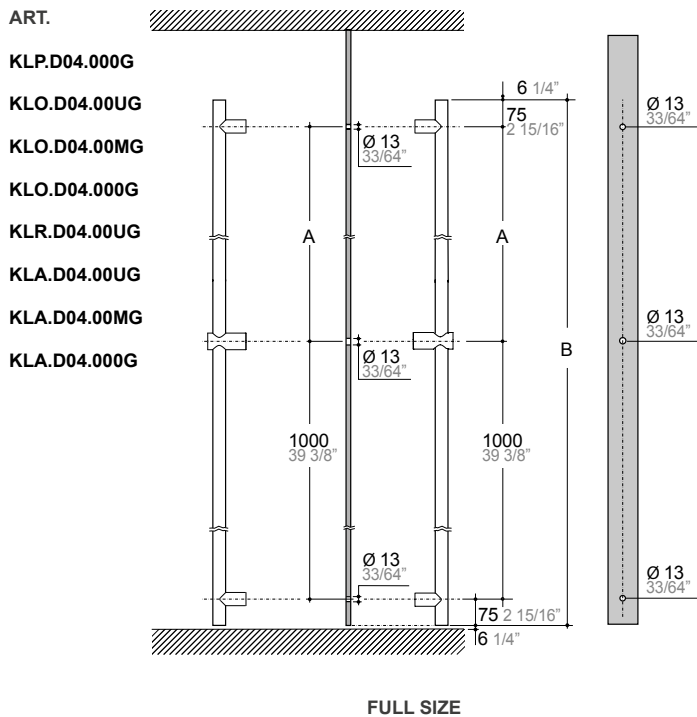
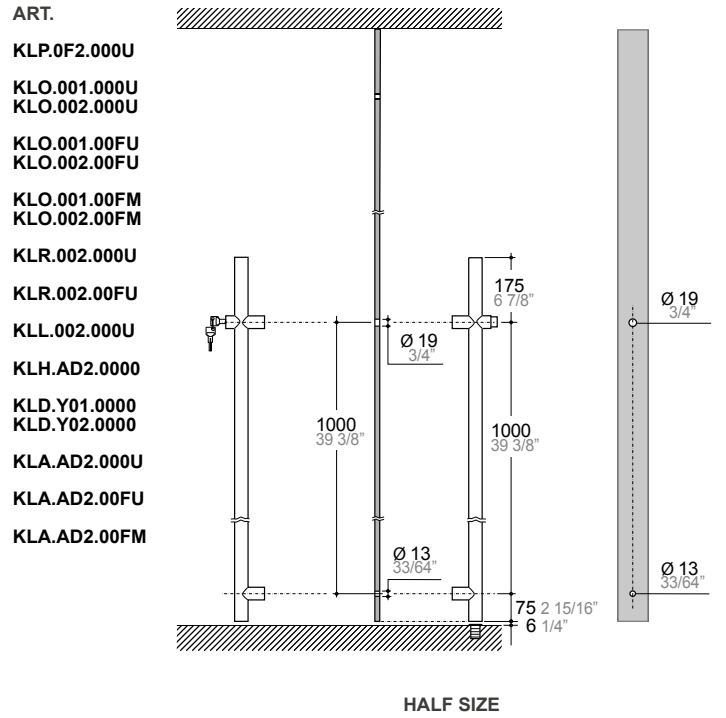
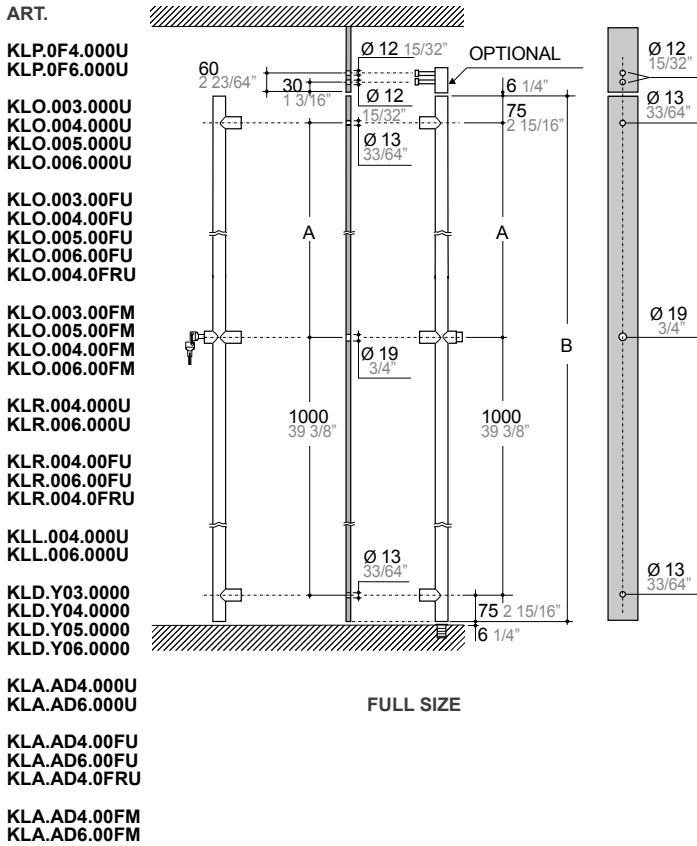
ROTATION OF THE KEY
ROTAZIONE DELLA CHIAVE



Standard
Standard

On request
A richiesta

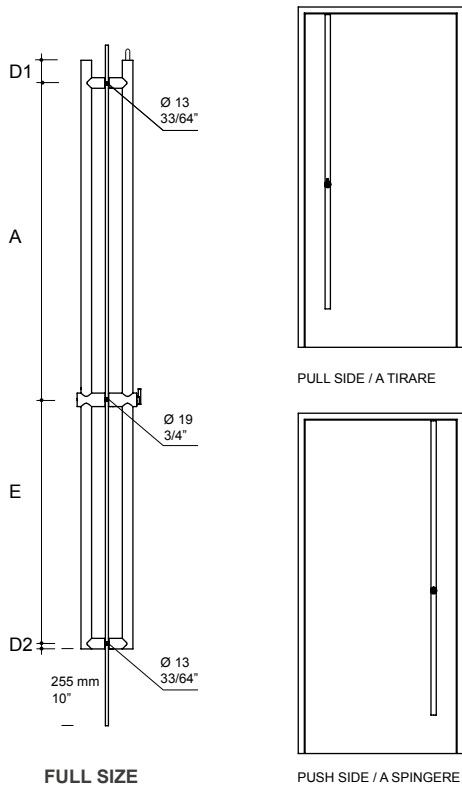
HOLES CENTER-TO-CENTER SIZES AND DIAMETRES
INTERASSI E DIAMETRI FORI



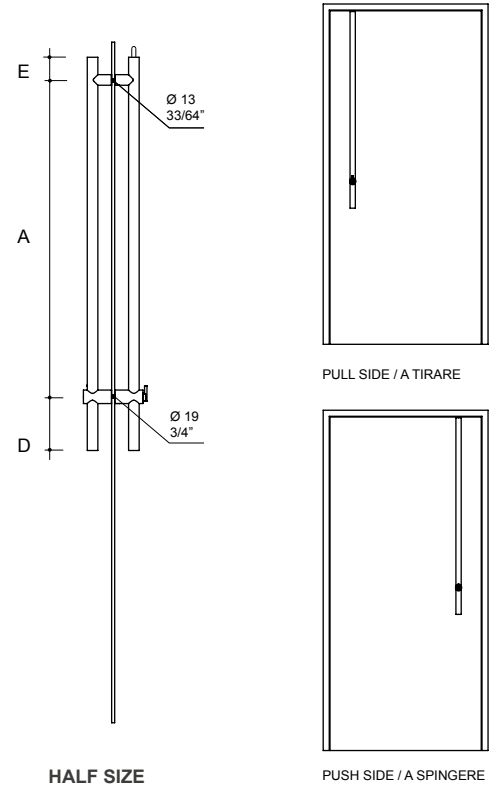
CONFIGURATION TO COMPLY ADA STANDARD (254 mm - 10" clearance from the floor)
 MANIGLIONI SECONDO NORMATIVA ADA (254 mm - 10" spazio libero da pavimento)

ADA
 10"
 clearance
 layout

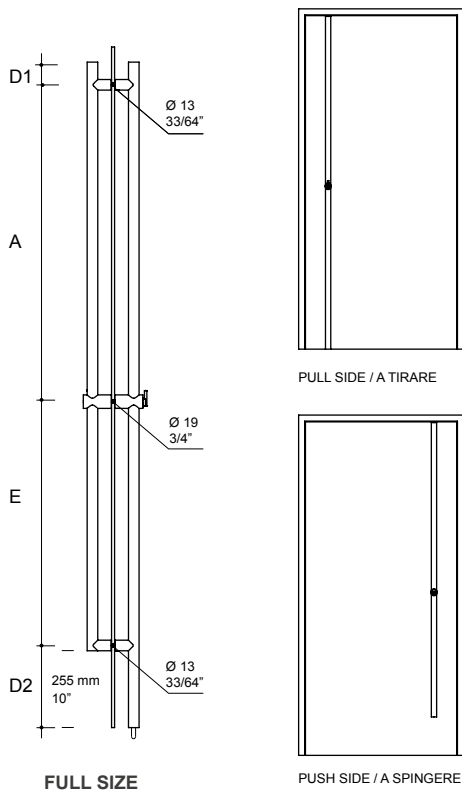
ART.
 KLP.0F4.00RU
 KLO.004.00RU
 KLR.004.00RU
 KLA.AD4.00RU



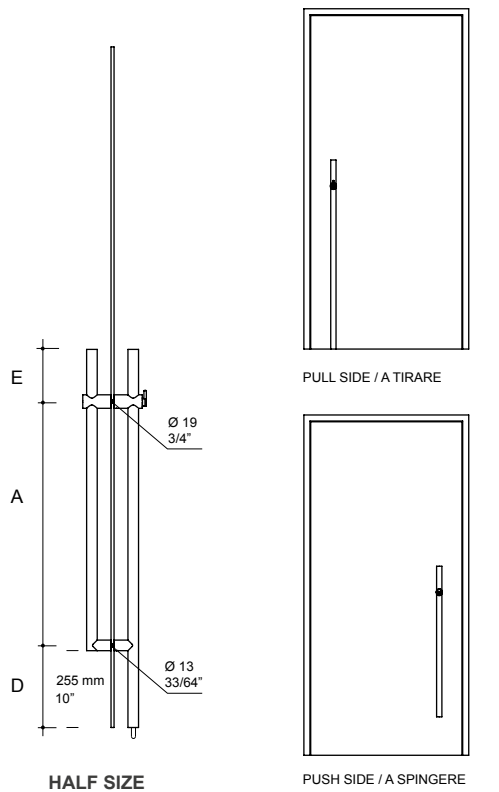
ART.
 KLP.0F2.00RU
 KLO.002.00RU
 KLO.002.0RFU
 KLO.002.0RFM
 KLO.DO2.0RUG
 KLR.002.00RU
 KLA.AD2.00RU
 KLA.AD2.0RFU
 KLA.AD2.0RFM
 KLA.AD2.0RUG



ART.
 KLP.0F4.00TU
 KLO.004.00TU
 KLR.004.00TU
 KLA.AD4.00TU



ART.
 KLP.0F2.00TU
 KLO.002.00TU
 KLR.002.00TU
 KLA.AD2.00TU



FIXINGS D - FISSAGGI D

ONLY FOR ITEM: KLO.V03.00UD - KLO.V03.000U - KLO.V01.0PMD - KLO.V01.00PM

FIX.011.000D.xx	Ø 25 mm 1"	
FIX.012.000D.xx	30 mm 1 3/16"	
FIX.013.000D.xx	35 mm 1 3/8"	

- SINGLE THROUGH FITTING FOR GLASS
- SINGOLO PASSANTE PER VETRO

FIX.110.000D.xx

- SINGLE THROUGH FITTING FOR WOOD, ALUMINIUM, PVC
- SINGOLO PASSANTE PER LEGNO, ALLUMINIO, PVC

FIX.210.000D.B2

- SINGLE NON THROUGH FITTING FOR TUBULAR PROFILE
- SINGOLO NON PASSANTE PER PROFILO TUBOLARE

FIX.310.000D.B2

- SINGLE NON THROUGH FITTING FOR WOOD
- SINGOLO NON PASSANTE PER LEGNO

FIX.410.000D.B2
A= 33 mm
1 19/64"

FIX.410.000DL.B2
A= 50 mm
1 31/32"

- SINGLE NON THROUGH FITTING FOR WOOD, PVC, 2-3 SECTIONS ALUMINIUM
- SINGOLO NON PASSANTE PER LEGNO, PVC, ALLUMINIO A 2-3 CAMERE

FIX.510.000D.B2
A= 33 mm
1 19/64"

FIX.510.000DL.B2
A= 50 mm
1 31/32"

- BACK TO BACK FITTING FOR WOOD, PVC, 2-3 SECTIONS ALUMINIUM
- CONTRAPPOSTO PER LEGNO, PVC, ALLUMINIO A 2-3 CAMERE

FIX.610.000D.B2

- SINGLE NON THROUGH FITTING FOR TUBULAR PROFILE
- SINGOLO NON PASSANTE PER PROFILO TUBOLARE

FIX.710.000D.B2

- BACK TO BACK FITTING FOR WOOD, ALUMINIUM, PVC
- CONTRAPPOSTO PER LEGNO, ALLUMINIO, PVC

FIX.810.000D.B2

- BACK TO BACK FITTING FOR GLASS
- CONTRAPPOSTO PER VETRO

	Ø	Ø1	
FIX.911.000D.xx	25 mm 1"	50 mm 1 31/32"	
FIX.912.000D.xx	30 mm 1 3/16"	60 mm 2 23/64"	
FIX.913.000D.xx	35 mm 1 3/8"	60 mm 2 23/64"	

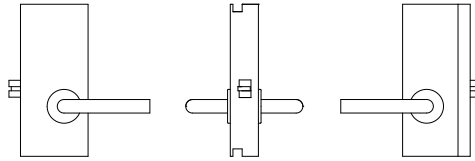
- SINGLE NON THROUGH FITTING WITH ROSE FOR WOOD, PVC, ALUMINIUM
- SINGOLO NON PASSANTE CON ROSETTA PER LEGNO, PVC, ALLUMINIO

**PROGRAMMA H-GLASS HGU
LOCKSETS FOR FRAMELESS GLASS DOOR**

**LOCKS FUNCTION (according to AINSI)
FUNZIONE SERRATURA**

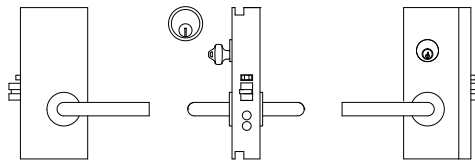
PASSAGE

ANSI F 01
no key - no thumbturn
senza chiave - senza pomolo



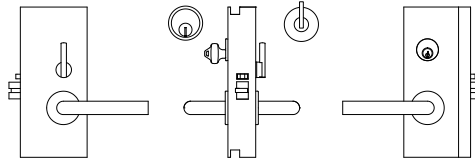
OFFICE / CORRIDOR

ANSI F 04
key - toggle - security egress
chiave - selettore - rilascio di emergenza



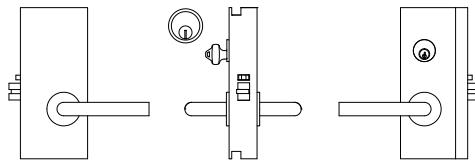
OFFICE / ENTRY

ANSI F 04 + F 13
key - thumbturn - security egress
chiave - pomolo - rilascio di emergenza



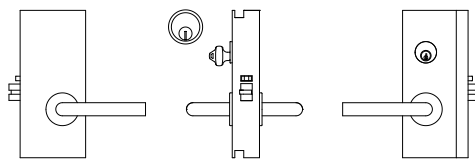
CLASSROOM

ANSI F 05
key - security egress
chiave - rilascio di emergenza



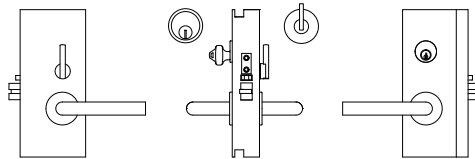
STOREROOM

ANSI F 07
key (outside lever inoperative) - security egress
chiave (maniglia esterna non operante) -
rilascio di emergenza



DORMITORY

ANSI F 13
key - thumbturn - deadbolt - security egress
chiave - pomolo - catenaccio - rilascio di emergenza



PRIVACY

ANSI F 19
thumbturn - snib indicator - deadbolt - security egress
pomolo - segnalatore libero/occupato - catenaccio -
rilascio di emergenza

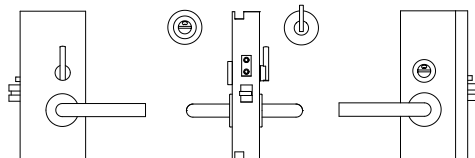
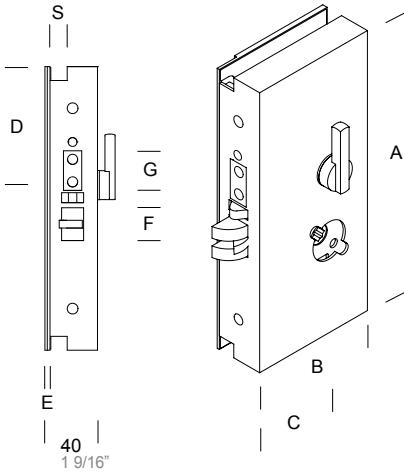


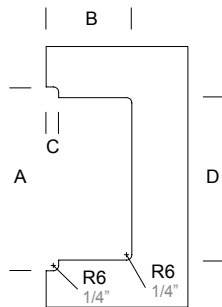
PLATE WITH LOCK - PLACCA CON SERRATURA



ART.	◆	A	B	C	D	E	F	G	S
HGU.LCK.xx09 . xx x		225 mm 8 27/32"	100 mm 4"	64,5 mm 2 35/64"	94 mm 3 45/64"	4 mm 5/32"	26 mm 1 1/32"	31,5 mm 1 15/64"	9 mm 3/8"
HGU.LCK.xx10 . xx x		225 mm 8 27/32"	100 mm 4"	64,5 mm 2 35/64"	94 mm 3 45/64"	4 mm 5/32"	26 mm 1 1/32"	31,5 mm 1 15/64"	10 mm 25/64"
HGU.LCK.xx12 . xx x		225 mm 8 27/32"	100 mm 4"	64,5 mm 2 35/64"	94 mm 3 45/64"	4 mm 5/32"	26 mm 1 1/32"	31,5 mm 1 15/64"	12 mm 15/32"
HGU.LCK.xx13 . xx x		225 mm 8 27/32"	100 mm 4"	64,5 mm 2 35/64"	94 mm 3 45/64"	4 mm 5/32"	26 mm 1 1/32"	31,5 mm 1 15/64"	12,7 mm 1/2"

- ◆
- . 1 LEFT HAND (LH)
- . 2 RIGHT HAND (RH)
- . 3 LEFT HAND REVERSE (LHR)
- . 4 RIGHT HAND REVERSE (RHR)

GLASS CUT TEMPLATE LOCK
FRESATURA SU VETRO PER SERRATURA



A	B	C	D
206 mm 8 1/8"	94 mm 3 45/64"	14 mm 9/16"	182 mm 7 11/64"

OPENING DIRECTION - VERSO DI APERTURA (according to North American standard)

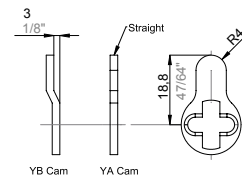


MORTISE CYLINDER

- CIL.MOR.0001. 44**
MORTISE CYLINDER CONVENTIONAL BATON
- CIL.HOU.ML01. 44**
MORTISE HOUSING FSIC (LFIC) SCHLAGE
- CIL.HOU.MS01. 44**
MORTISE HOUSING SFIC SCHLAGE

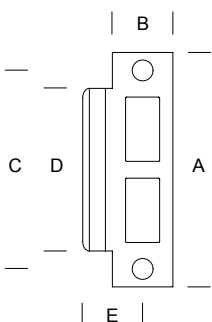


CILINDRO CAMA
CYLINDER CAMS



- CIL.MOR.9999. 00**
BRAND OF COMPATIBLE MORTISE CYLINDER:
ARROW - CORBIN RUSSWIN - KABAILCO - MEDECO - SCHLAGE - SARGENT - YALE - BEST

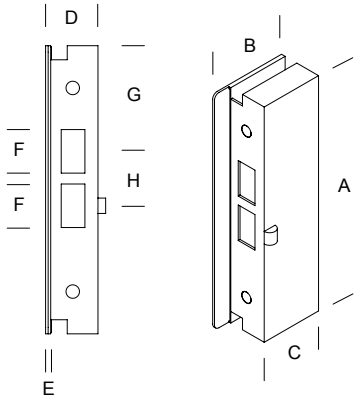
STRIKE PLATE - INCONTRO PER PROFILO



ART.	A	B	C	D	E
HGU.STK.0001. xx *	124 mm 4 7/8"	32 mm 1 1/4"	105 mm 4 1/8"	86 mm 3 3/8"	32 mm 1 1/4"

* PROVIDED WITH THE LOCK
IN DOTAZIONE CON SERRATURA

STRIKE BOX - INCONTRO PER VETRO

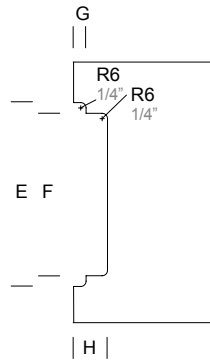


ART.	◆	A	B	C	D	E	F	G	H
HGU.STK.0009.	xx x	225 mm 8 27/32"	76 mm 3"	60 mm 2 23/64"	40 mm 1 9/16"	4 mm 5/32"	34 mm 1 11/32"	82,5 mm 3 1/4"	42,5 mm 1 43/64"
HGU.STK.0010.	xx x	225 mm 8 27/32"	76 mm 3"	60 mm 2 23/64"	40 mm 1 9/16"	4 mm 5/32"	34 mm 1 11/32"	82,5 mm 3 1/4"	42,5 mm 1 43/64"
HGU.STK.0012.	xx x	225 mm 8 27/32"	76 mm 3"	60 mm 2 23/64"	40 mm 1 9/16"	4 mm 5/32"	34 mm 1 11/32"	82,5 mm 3 1/4"	42,5 mm 1 43/64"
HGU.STK.0013.	xx x	225 mm 8 27/32"	76 mm 3"	60 mm 2 23/64"	40 mm 1 9/16"	4 mm 5/32"	34 mm 1 11/32"	82,5 mm 3 1/4"	42,5 mm 1 43/64"

◆
. 2 RH / LHR

◆
. 1 LH / RHR
. 2 RH / LHR

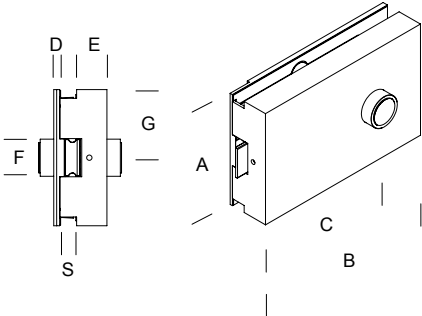
GLASS CUT TEMPLATE STRIKE BOX
FRESATURA SU VETRO PER INCONTRO



E	F	G	H
206 mm 8 1/8"	182 mm 7 11/64"	14 mm 9/16"	38 mm 1 1/2"

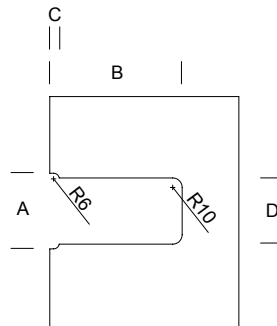
**PROGRAMMA H-GLASS HGO
LOCKSETS FOR FRAMELESS GLASS DOOR**

PLACCA CON SERRATURA - PLATE WITH LOCK



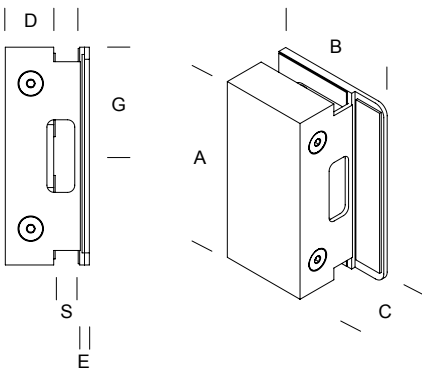
A	B	C	D	E	F	G	F	S
90 mm 3 35/64"	145 mm 5 11/16"	102 mm 4" 1/64"	4 mm 5/32"	20 mm 25/32"	2 mm 5/64"	45 mm 1 25/32"	Ø 24,5 63/64"	10 mm 25/64"
90 mm 3 35/64"	145 mm 5 11/16"	102 mm 4" 1/64"	4 mm 5/32"	18 mm 45/64"	2 mm 5/64"	45 mm 1 25/32"	Ø 24,5 63/64"	12 mm 15/32"

**FRESATURA SU VETRO PER SERRATURA
GLASS CUT TEMPLATE LOCK**



A	B	C	D
80 mm 3 5/32"	140 mm 5 1/2"	10 mm 25/64"	70 mm 2 3/4"

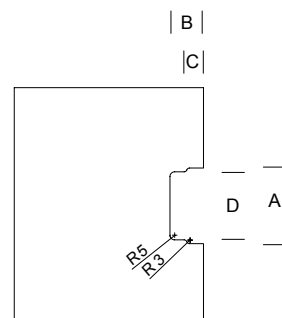
INCONTRO PER VETRO - STRIKE BOX



ART	A	B	C	D	E	G	S
HGO.STK.0010. xx	90 mm 3 35/64"	60 mm 2 23/64"	35 mm 1 3/8"	20 mm 25/32"	4 mm 5/32"	45 mm 1 25/32"	10 mm 25/64"
HGO.STK.0012. xx	90 mm 3 35/64"	60 mm 2 23/64"	35 mm 1 3/8"	18 mm 45/64"	4 mm 5/32"	45 mm 1 25/32"	12 mm 15/32"

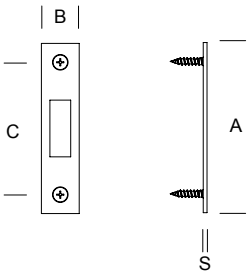
Incontro per Vetro Non Incluso
Strike Box Not Included

**FRESATURA SU VETRO PER INCONTRO
GLASS CUT TEMPLATE STRIKE BOX**



A	B	C	D
80 mm 3 5/32"	38 mm 1 1/2"	20 mm 25/32"	72 mm 2" 53/64"

INCONTRO PER PROFILO - STRIKE PLATE

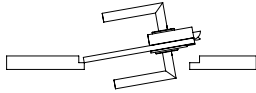


ART	A	B	C	S
HGO.STK.0001. xx	90 mm 3 35/64"	20 mm 25/32"	70 mm 2 3/4"	2 5/64"

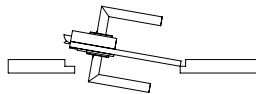
Incontro per Profilo Non Incluso
Strike Plate Not Included

VERSO DI APERTURA (DIN 107)
OPENING DIRECTION (DIN 107)

.1 DESTRO
RIGHT

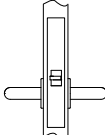
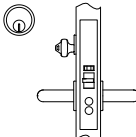
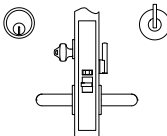
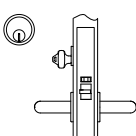
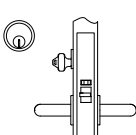
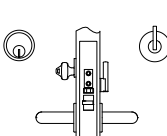
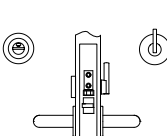


.2 SINISTRO
LEFT



LEVER HANDLES

MORTISE LOCKS - WOOD OR HM DOORS

ITEM ARTICOLO	FUNCTION (according to ANSI) FUNZIONE	FINAL CONFIGURATION CONFIGURAZIONE
ITEM 2MM.LCK.0A00. xx ONLY LOCK	PASSAGE - ANSI F01 Backset 2 1/2" * ANSI F 01 - no key - no thumbturn - senza chiave - senza pomolo	
ITEM 2MM.LCK.0F00. xx ONLY LOCK	OFFICE / CORRIDOR - ANSI F04 Backset 2 1/2" * ANSI F 04 - key - toggle - security egress - chiave - selettore - rilascio di emergenza	
ITEM 2MM.LCK.0I00. xx ONLY LOCK	OFFICE / ENTRY ANSI F04 + F13 Backset 2 1/2" * ANSI F 04 - key - thumbturn - security egress - chiave - pomolo - rilascio di emergenza	
ITEM 2MM.LCK.0G00. xx ONLY LOCK	CLASSROOM - ANSI F05 Backset 2 1/2" * ANSI F 05 - key - security egress - chiave - rilascio di emergenza	
ITEM 2MM.LCK.0P00. xx ONLY LOCK	STOREROOM - ANSI F07 Backset 2 1/2" * ANSI F 07 - key (outside lever inoperative) - security egress - chiave (maniglia esterna non operante) - rilascio di emergenza	
ITEM 2MM.LCK.0E00. xx ONLY LOCK	DORMITORY - ANSI F13 Backset 2 1/2" * ANSI F 13 - key - thumbturn - deadbolt - security egress - chiave - pomolo - catenaccio - rilascio di emergenza	
ITEM 2MM.LCK.0M00. xx ONLY LOCK	PRIVACY - ANSI F19 Backset 2 1/2" * ANSI F 19 thumbturn - snib indicator - deadbolt - security egress pomolo - segnalatore libero/occupato - catenaccio - rilascio di emergenza	

NOTE * Lever handles, thumbturns and cylinders to be order apart

MORTISE CYLINDER

CIL.MOR.0001. 44
MORTISE CYLINDER CONVENTIONAL BATON

CIL.HOU.ML01. 44
MORTISE HOUSING FSIC (LFIC) SCHLAGE

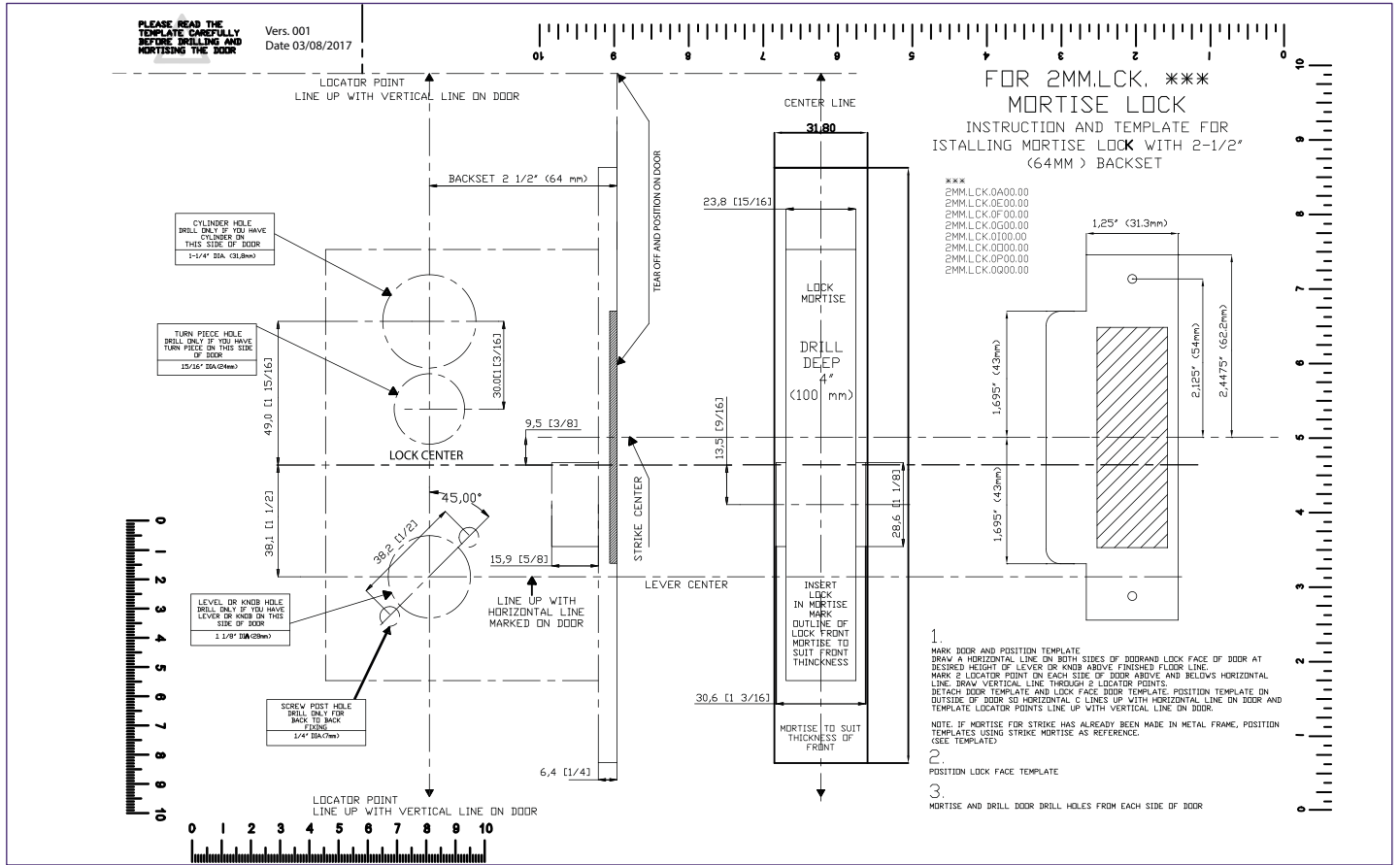
CIL.HOU.MS01. 44
MORTISE HOUSING SFIC SCHLAGE

CIL.MOR.9999. 00
BRAND OF COMPATIBLE MORTISE CYLINDER:
ARROW - CORBIN RUSSWIN - KABAILCO - MEDECO - SCHLAGE - SARGENT - YALE - BEST

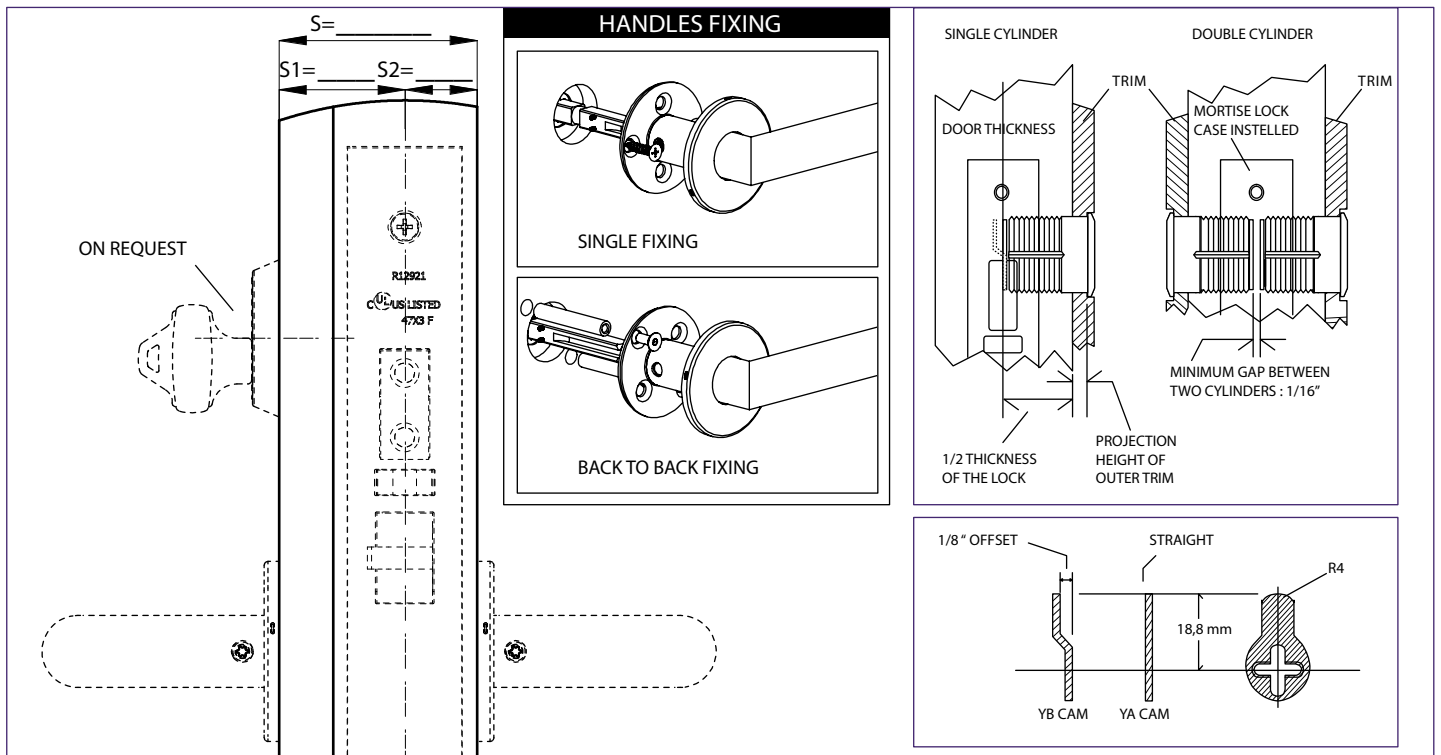


MORTISE
CYLINDER
STANDARD

TEMPLATE AVAILABLE FOR DOWNLOAD AT PBA.IT



ORDER SPECIFICATIONS



MORTISE LOCKS - GLASS DOORS WITH ALUMINIUM PROFILE OR WOOD AND HM DOORS

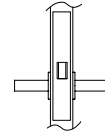
ITEM - ARTICOLO

FUNCTION (according to ANSI) - FUNZIONE

FINAL CONFIGURATION - CONFIGURAZIONE

ITEM
2MM.LCF.0A00.00. xx
ONLY LOCK

PASSAGE - ANSI F01
Backset 1 1/8" *
ANSI F 01
- no key - no thumbturn
- senza chiave - senza pomolo



INSIDE OF DOOR

OUTSIDE OF DOOR

#8 wood or 8-32 Metal

#12 Wood or 12-24 Metal

R.125 or Sq.

∅ 5/16 (2) Places

1 3/16

1 3/16

3/4 min. after backset

Insert Backset 1" or 1 1/8"

6 5/8

1

3/16

∅ 1 1/32

1 1/8

3 1/16

∅ of Lock and Strike

Levers

∅ 5/8

4 7/8

4 7/8

3 1/16

1 1/8

3 3/8

1 1/8

∅ Common to Lock, Strike and Door

.125

.093

1.125

FOR 2MM.LCF.xx MORTISE LOCK INSTRUCTION AND TEMPLATE FOR INSTALLING MORTISE LOCK WITH 1 1/8" (28,5 mm)

Notes:

a) **Responsibility:** Door and frame manufacturers are responsible for providing adequate construction or re-inforcement for proper installation of hardware shown.

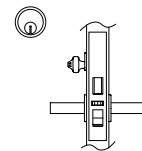
b) See catalog / spec sheets for additional lock details

Standard 1725 Passage Template - All Backsets

T-ALH.1725

ITEM
2MM.LCF.0F00. xx
ONLY LOCK

OFFICE / CORRIDOR - ANSI F04
Backset 1 1/8" *
ANSI F 04
- key - toggle - security egress
- chiave - selettore - rilascio di emergenza



INSIDE OF DOOR

OUTSIDE OF DOOR

#8 wood or 8-32 Metal

#12 Wood or 12-24 Metal

R.125 or Sq.

∅ 5/16 (2) Places

1 3/16

1 3/16

3/4 min. after backset

Insert Backset 1" or 1 1/8"

6 5/8

1

3/16

∅ 1 1/32

1 1/8

2 1/8

3 1/16

∅ of Lock and Strike

Levers

∅ 5/8

4 7/8

4 7/8

3 1/16

1 1/8

3 3/8

1 1/8

∅ Common to Lock, Strike and Door

.125

.093

1.125

FOR 2MM.LCF.xx MORTISE LOCK INSTRUCTION AND TEMPLATE FOR INSTALLING MORTISE LOCK WITH 1 1/8" (28,5 mm)

Notes:

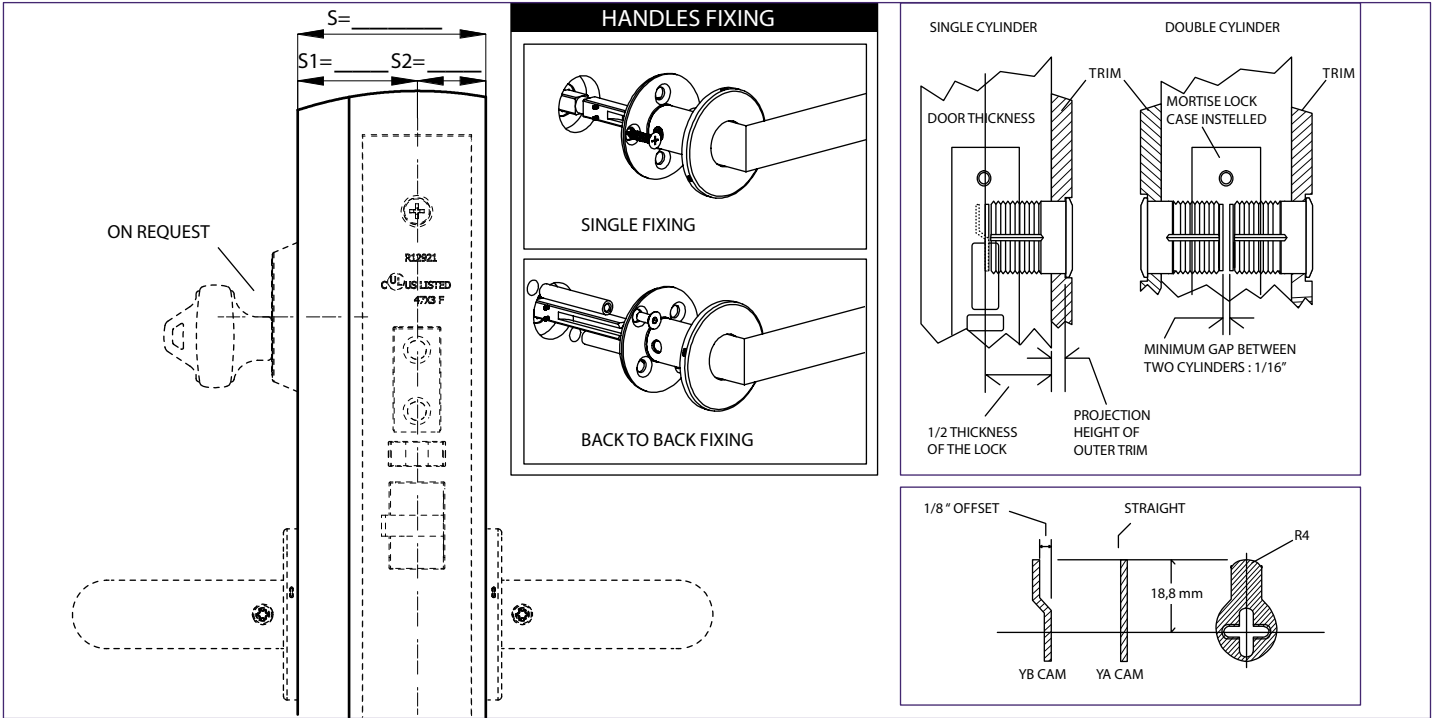
a) **Responsibility:** Door and frame manufacturers are responsible for providing adequate construction or re-inforcement for proper installation of hardware shown.

b) See catalog / spec sheets for additional lock details

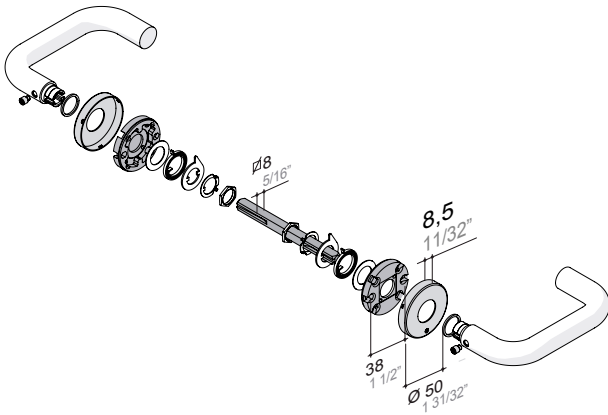
Standard 1756 Office Template - All Backsets





T-ALH.1756

ORDER SPECIFICATIONS



HANDLE FOR MORTISE WITH RETURN SPRING

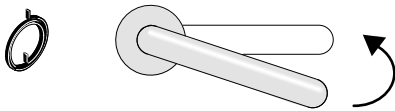


-  **ROSES**
-  **Ø 50 mm**
1 31/32"
-  **Ø 50 mm**
1 31/32"
-  mortise

ROSES
Round and square roses with a return spring. Inner rose in metal alloy and rose cover in stainless steel AISI 316L.

ROSETTE
Rosette tonde con molla di ritorno. Sottorosetta in lega metallica e coprirosetta in acciaio inox AISI 316L.

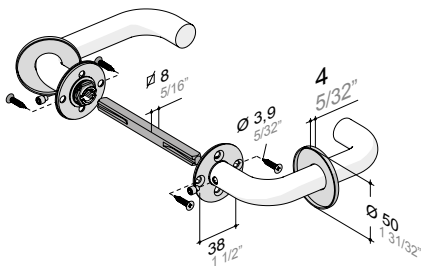
HANDLE FOR MORTISE WITH RETURN SPRING






RETURN SPRING
The return spring brings back the lever handle in horizontal position after use

MOLLA DI RITORNO
La molla di ritorno riporta la leva in posizione orizzontale dopo l'utilizzo

HANDLE FOR MORTISE WITHOUT RETURN SPRING

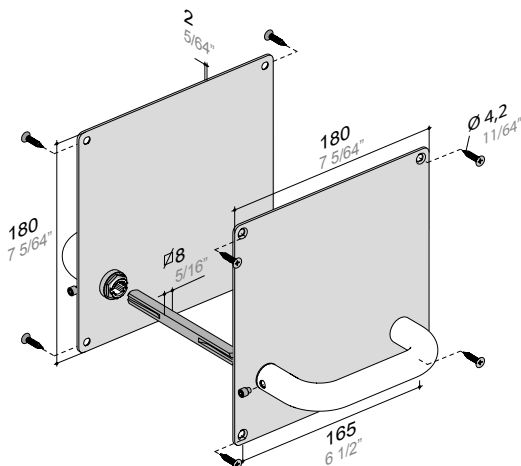


-  **ROSES**
-  **Ø 50 mm**
1 31/32"
-  mortise

ROSES
Round roses low without return spring. Inner rose in metal alloy and rose cover in stainless steel AISI 316L.

ROSETTE
Rosette tonde basse senza molla di ritorno. Sottorosetta in lega metallica e coprirosetta in acciaio inox AISI 316L.

PLATE FOR MORTISE WITHOUT RETURN SPRING



PLATES
Plates: rectangular-square with or without ball-bearings in stainless steel AISI 316L, thickness 2 mm. The ball-bearings is connected to the plate.

PLACCHE
Placche rettangolari-quadre con o senza cuscinetto a sfera in acciaio inox AISI 316L, spessore 2 mm. Il cuscinetto a sfera è calettato alla placca.

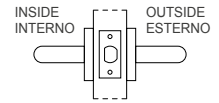
LATCH

FUNCTION (according to ANSI)
FUNZIONE

PASSAGE

- Inside and outside levers freely operate the latch bolt.
- La maniglia interna e quella esterna operano sempre sulla serratura

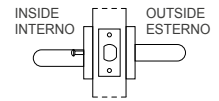
A (F75)



BATHROOM

- Inside lever freely operates the latch bolt. outside lever becomes inactive by pushing an inside button. Emergency release through clearance hole on the outside.
- La maniglia interna opera sempre sulla serratura. La maniglia esterna può essere resa non operante schiacciando il bottone. Rilascio di emergenza tramite apposito foro esterno.

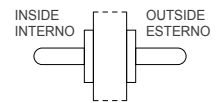
B (F76A)



DUMMY

- Inside and outside levers are inoperative.
- La maniglia interna e quella esterna non sono operanti

D

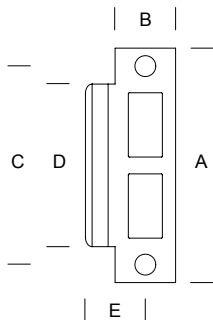
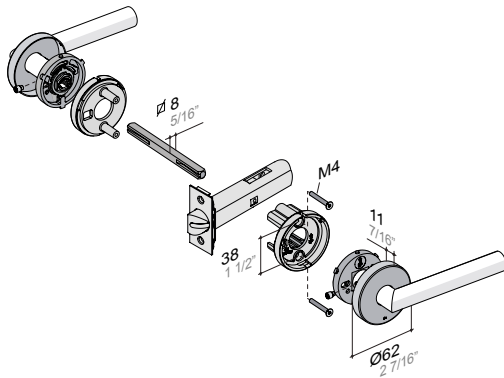
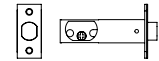


SINGLE DEADBOLT LOCK

- Backset 2 - 3/4" *
- key - thumbturn
- chiave - pomolo

ITEM
2MM.LCK.0H00. xx

* Other backset available



ROSES

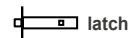
Round roses with a return spring. Inner rose in metal alloy and rose cover in stainless steel AISI 316L. Fixing system patent Block&Roll.



Ø 62mm
2 7/16"

ROSETTE

Rosette tonde con molla di ritorno. Sottorosetta in lega metallica e copriorosetta in acciaio inox AISI 316L. Sistema di fissaggio brevettato Block&Roll.



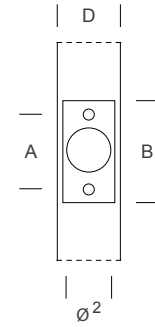
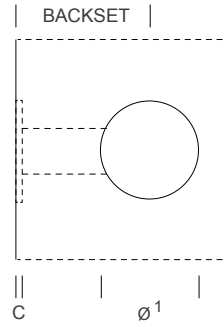
STRIKE PLATE - INCONTRO PER PROFILO

ART.	A	B	C	D	E
HGU.STK.0001. xx *	124 mm 4 7/8"	32 mm 1 1/4"	105 mm 4 1/8"	86 mm 3 3/8"	32 mm 1 1/4"

* PROVIDED WITH THE LOCK
IN DOTAZIONE CON SERRATURA

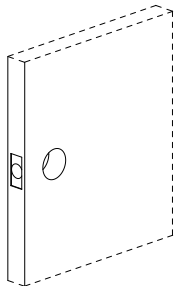
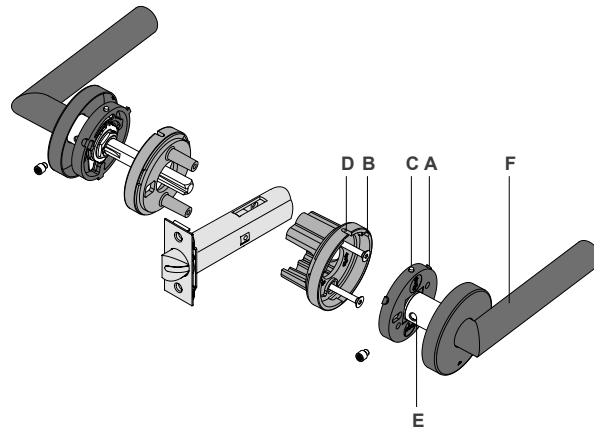
DOOR PREPARATION AND THICKNESS (ANSI/BHMA A156.115-W-2006)
DOOR THICKNESS : 35 - 45 mm (1 3/8" - 1 3/4")

PREPARAZIONE DELLA PORTA E SPESSORE (ANSI/BHMA A156.115-W-2006)
SPESSORE PORTA : 35 - 45 mm (1 3/8" - 1 3/4")

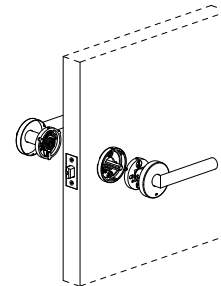


A	B	C	D	Ø ¹	Ø ²
41,5 mm 1 5/8"	57,5 mm 2 1/4"	4 mm 5/32"	≥ 35 mm 1 3/8" ≤ 45 mm 1 3/4"	54 mm 2 1/8"	25,4 mm 1"

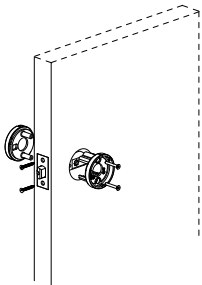
INSTALLATION - INSTALLAZIONE



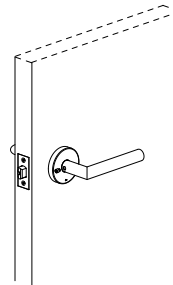
- 1**
- Bores' preparation as per standard ANSI/BHMA A 156.115-W-2006
 - Preparazione della porta secondo norma ANSI/BHMA A 156.115-W-2006



- 3**
- Insert hold pins (A) in their seats (B), then turn until the lock pin (C) clicks in its seat (D).
 - Inserire i perni (A) nelle loro sedi (B), e farli ruotare finchè la spina (C) entri nella sua sede (D).

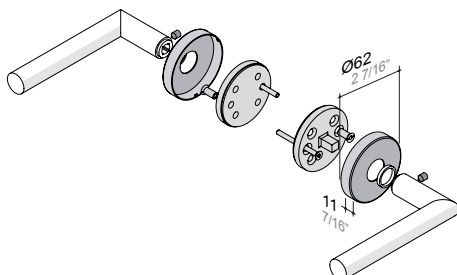


- 2**
- Install the latch and the center supports and fix them with screws.
 - Installare la serratura tubolare e le sottorosette fissando con le viti.



- 4**
- Fix the levers (F) tightening the grub screws into their seats (E). Cover with the rosette.
 - Fissare la maniglia (F) stringendo il grano di fissaggio nell'apposito foro (E). Inserire il coperchio.

DUMMY



Ø 62mm
2 7/16"

dummy

ROSES

Fixed round roses without a return spring. Inner rose in metal alloy and rose cover in stainless steel AISI 316L. Fixing system patent Block&Roll.

ROSETTE

Rosette tonde fisse, senza molla di ritorno. Sottorosetta in lega metallica e coprirosetta in acciaio inox AISI 316L. Sistema di fissaggio brevettato Block&Roll.

Chemical composition of AISI stainless steel grades

Material - Stainless steel	C %	Cr %	Ni %	Mo %
AISI 430 (1.4016)	0,12 max	14.0-18.0	/	/
AISI 304 (1.4301)	0,08 max	18.0-20.0	8.0-10.5	/
AISI 316 (1.4401)	0,08 max	16.0-18.0	10.0-14.0	2.00-3.00
AISI 316L (1.4404)*	0,03 max	16.0-18.0	10.0-14.0	2.00-3.00

*Standard Pba

Estimated pit corrosion time – time to penetrate 1 mm (years) by steel type:

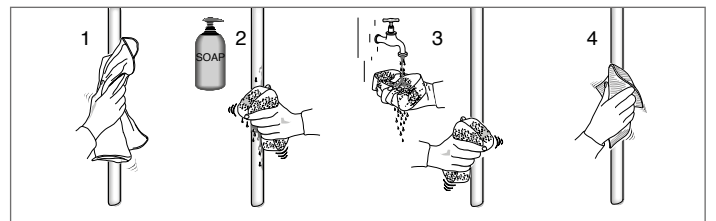
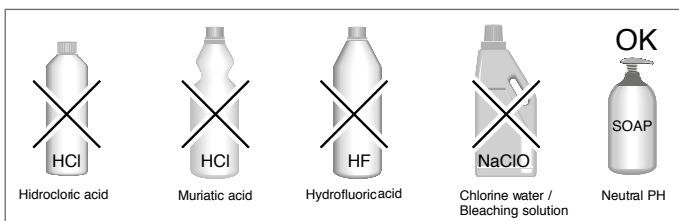
Location - Stainless Steel	Marine	Semi-industrial	Rural
Stainless steel AISI 430 (1.4016)	N/A	85	250
Stainless steel AISI 304 (1.4301)	145	135	770
Stainless steel AISI 316 (1.4401)	260	525	1200

Source: The British Stainless Steel Association [BSSA]

The stainless steel AISI 316L is an austenitic alloy. It is distinguished from others inoxidizable steels by the high percentage of molybdenum which gives it a special resistance to pitting corrosion and stress corrosion. In this kind stainless steel the nickel's presence is increased in order to guarantee stability. Further, the "L" stays for low carbon and in fact the quantity is less or equal to 0,03%. This feature prolongs the chrome carbides precipitation's time and avoids the risk of intergranular corrosion during the welding process.

L'acciaio inox AISI 316L è una lega austenitica. Si distingue dalle altre leghe di acciaio inossidabile per l'alta percentuale di molibdeno che garantisce una resistenza superiore alla corrosione e agli agenti atmosferici. In questa lega è maggiore anche la percentuale di nickel per garantire una maggiore stabilità. Inoltre la lettera "L" indica un basso contenuto di carbone che è uguale o inferiore allo 0,03%. Questa caratteristica prolunga i tempi di precipitazione del cromo-carburo evitando il rischio di corrosione dopo la saldatura.

**MAINTENANCE
PULIZIA**



EN 1670

The AISI 316L stainless steel (1) steel used by pba, meets the requirements of UNI EN 1670, the ultimate quality standard for ensuring a very high resistance to corrosion. Pba has been awarded a certificate for successfully salt spray testing the stainless steel in accordance with UNI ISO 9227.

(1) X2CrNiMo 17-12-2 as per EN 10088-3

L'acciaio usato da pba, acciaio inox AISI 316L (1), garantisce resistenza molto alta alla corrosione: normativa di riferimento UNI EN 1670; certificazione ottenuta dopo test di corrosione in nebbia salina secondo UNI ISO 9227.

(1) X2CrNiMo 17-12-2 secondo designazione EN 10088-3

EN 1906

The EN 1906 specifies parameters and methods to be considered in order to measure the performance of lever handles and knobs. The definition of the categories, the main test parameters and the classification of pba lever handles are available on our website www.pba.it

La norma europea EN 1906 specifica requisiti e metodi di prova per la misurazione della performance di maniglie e pomoli. La definizione delle categorie, i principali parametri di prova e la classificazione delle maniglie prodotte da pba sono disponibili nel sito www.pba.it.

EN 179

The EN 179 specifies the requirements for building hardware, the performance of emergency exit devices operated by a lever handle or push pad. The dimensional requirements of pba lever handles are available on our website www.pba.it

La norma europea EN 179 specifica i requisiti di costruzione, prestazione e collaudo dei dispositivi di emergenza azionati meccanicamente mediante una maniglia a leva o una piastra a spinta. I requisiti dimensionali delle maniglie prodotte da pba sono disponibili nel sito www.pba.it

ADA

The Americans with Disabilities Act of 1990 (ADA), including the following amendments, fixes that door and gate hardware shall be operable with one hand and shall not require tight grasping, pinching and twisting of the wrist. Moreover a force of maximum 5 pounds (22,2 N) is required to operate the hardware. All pba ADA products are designed and produced in compliance of the above requirements. Further when the handle is indicated as U-shaped it is designed as recommended by the ADA Standard for Accessible Design, dated 1994. Final interpretation of ADA compliance is the responsibility of the specifier and should be determined relative to specific project conditions and local codes.

La normativa ADA (Americans with Disabilities Act) del 1990 e le successive modifiche stabilisce che sia necessario poter operare con una mano sola sulle maniglie di porte e cancelli e che tale operazione non richieda una forza eccessiva nella presa né la rotazione del polso, specificando inoltre che per azionare la serratura sia richiesta una forza di max. 22,2 N. Tutti gli accessori pba sono stati progettati e prodotti nel rispetto di questa normativa. In particolare, le maniglie che presentano una forma ad 'U' sono raccomandate dall' ADA Standard for Accessible Design del 1994.

TITLE 24

The California Building Code issued by the California Building Standards Commission (CBSC) refers to the ADA requirements for operable parts and defines that lever handles shall be curved within a return of 1/2" (12,7mm) to the door in order to prevent catching of the clothing of persons during egress. Our lever handles indicated as TITLE 24 are designed in compliance with the requirement.

Le regole stabilite dal CSBC (California Building Standards Commission) all'interno del California Building Code fanno riferimento alla normativa ADA per le maniglie e stabiliscono che l'impugnatura della maniglia deve avere alla sua estremità una curva di ritorno in modo da lasciare uno spazio libero di massimo 12,7 mm tra la maniglia e la porta stessa per evitare che gli abiti rimangano impigliati sulla maniglia durante l'uscita. Le maniglie pba indicate come TITLE 24 sono progettate nel rispetto di queste disposizioni.

LEED

Stainless steel AISI 316L used to manufacture pba handles is 100% recyclable. Moreover the raw material is made of 70-85% of scrap material. Brass, used for some inner parts of our hardware is 100% recycled and recyclable. Zamak, the zinc's alloy which some handles details are made of, is also 100% recyclable and contains a variable quantity of recycled material (10%-50%).

L'acciaio inox AISI 316L utilizzato per produrre gli accessori pba è riciclabile al 100%, inoltre la materia prima è composta per il 70-85% da materiale riciclato. L'ottone usato per alcuni componenti interni è riciclato e riciclabile al 100%. La lega di zinco Zamak utilizzata per la produzione di alcuni parti è anch'essa riciclabile al 100% e contiene una parte di materiale riciclato tra il 10 e il 50%.

GENERAL CONDITIONS OF SALE

1. AGREEMENT

1.1 The supply of the products shown in this pricelist ("Products") of PBA SpA ("PBA") shall be governed by these general conditions of sale ("General Conditions"). These General Conditions shall apply also to the sale of spare parts, when possible.

1.2 The sale agreement of the Products ("Agreement") is entered into force among the parties upon the Client's receipt of PBA's order confirmation.

These General Conditions shall be deemed as an integral and essential part of any Agreement.

1.3 These General Conditions shall be executed by the Client and atached to the first purchase order sent to PBA, it being agreed that they shall accordingly apply to any following Agreement.

1.4 These General Conditions shall be deemed as tacitly accepted by the Client for any supply of Products, unless expressly rejected in writing by the Client by means of notice thereof to be sent to PBA at the latest within 5 (five) days as of the date of receipt of PBA's confirmation of the first purchase order sent by the Client.

Should the Client expressly reject one or more of these General Conditions within the above term, PBA shall be free to withdraw from the relevant Agreement, by means of written communication thereof and without any further obligation.

1.5 In no event shall any general conditions of any nature, inserted and/or specified in the Client's order forms and/or in other documents sent to PBA by the Client, and/or of which the latter was made aware in any manner whatsoever, apply to any Agreement and/or to any supply of Products.

Any special term and/or condition of supply suggested by the Client shall apply to the Agreement only if expressly contained in PBA's order confirmation.

Any change and/or amendment to these General Conditions shall be binding and valid only if accepted in writing by both parties.

2. PLACE AND TERMS OF DELIVERY OF THE PRODUCTS

2.1 The choice of an Incoterm does not affect the location of the place of delivery of the Products which, in any case, shall be deemed as delivered to the Client at the place and in the moment in which they are put at disposal of the haulier, for the relevant transport, at PBA's premises in Tezze sul Brenta (Vicenza), Italy.

In any case, unless otherwise agreed in writing by the parties, PBA shall never be liable for delays accrued during the transportation.

2.2 The terms of delivery of the Products (i) are specified in PBA's order confirmation, (ii) are approximate and roughly set forth and (iii) in no case shall they be construed as of essence.

2.3 In case of delay in the delivery of the Products at PBA's premises, caused by a fortuitous event, force majeure or other causes not depending on PBA's willful misconduct and/or gross negligence, the Client shall not be entitled to claim any compensation for damages, nor to ask for the termination of the Agreement and/or for the reduction of the price of the Products.

3. INCOTERMS

Unless otherwise agreed in writing, the Products and the relevant prices are to be considered with delivery Ex-works (EXW – Incoterms 2000), PBA's premises in Tezze sul Brenta (VI), Italy or at the different place indicated by PBA in the notice Products ready for delivery.

4. ORDERS – NON STANDARD AND/OR MADE TO MEASURE PRODUCTS

4.1 The purchase orders shall be made in writing and completed with all the data required for the relevant design and manufacture.

4.2 When already approved by the Client for the supply of catalogue Products, it is agreed that these General Conditions shall also apply to the sale orders related to non standard Products, Products out of catalogue and/or to be made to measure, if confirmed by PBA.

4.3 Any delay of the Client in the transmission of data, measures and/or technical specifications of the Products subject matter of the Agreement may cause a proportional postponement of the delivery terms, to be newly determined by PBA on the basis of its industrial needs.

5. PRICES AND PAYMENTS

5.1 The prices of the Products indicated in this pricelist are merely indicative and can be modified at any time by PBA.

The actual price of the Products is specified in PBA's order confirmation and, unless otherwise specified, it is deemed as net of VAT.

Any change and/or modification of the Products, agreed by the parties after the transmission of PBA's order confirmation, shall cause the adjustment of the relevant price due to any increase of the costs of production and/or of the raw materials, as agreed from time to time by the parties.

5.2 The price of the Products shall be paid by the Client as per the terms and ways specified in PBA's order confirmation, or otherwise agreed by the parties.

Any late collection or non collection of the Products shall not cause an extension and/or postponement of the terms of payment.

5.3 PBA shall be entitled to suspend the delivery of the Products should: (a) the Client's assets and/or financial standings endanger the relevant payment; (b) the Client fail to timely pay Products previously supplied by PBA, also on the basis of other Agreements, until full payment of the outstanding credit and/or until receipt of proper guarantees of the Client for any delivery in progress, without prejudice to PBA's right to claim for any damages suffered as a consequence thereof.

5.4 In no event shall any vice and/or defect of the Products, even when expressly acknowledged as such by PBA, and/or any delay of delivery as to the agreed terms give the Client the right to suspend the relevant payments and/or any other payment for whichever reason due to PBA also under other contractual relationships.

5.5 In case of late payments, PBA shall be entitled to charge interests on the unpaid amount at the rate provided by the law.

5.6 In no case shall the Client be entitled to set off any amount due to PBA in force of any Agreement against any amount due by PBA at any title whatsoever.

6. RETENTION OF TITLE

PBA shall be the sole owner of the Products until the date of their full payment.

Should the Agreement be terminated due to the Client's breach of contract, any Client's advance payment shall be kept by PBA as an indemnity within the limits set forth by the law, without prejudice to the latter's right to claim for further damages.

7. WARRANTY

7.1 PBA guarantees that the Products will be free from vices and defects in materials and workmanship for a period of 24 (twenty-four) months as of the date of the relevant delivery ("Warranty Period").

7.2 Should the complaints raised by the Client within the Warranty Period with reference to the Products be grounded and accepted by PBA, the latter shall, at its exclusive discretion, repair and/or replace the defective Product/s or the defective component/s of the same, with delivery Ex-works (EXW Incoterms 2000) PBA's premises in Tezze sul Brenta (VI), Italy.

The warranty obligations herewith undertaken shall be effective and binding only provided that PBA has the opportunity to verify the vices and/or defects raised by the Client.

PBA's warranty obligation shall be deemed as entirely fulfilled with the removal of the vice and/or defect raised by the Client, or with the replacement of the defective Product and/or component, without any further obligations.

Unless otherwise agreed in writing by the parties, all the expenses for returning to PBA the defective Products and/or components, as well as all the additional expenses related to the operations of repair or replacement shall be borne by the Client and shall be at the Client's risk.

7.3 Subject to the loss of warranty, the Client shall notify in writing, by registered letter return receipt requested, any vices and/or defects found within and not later than 8 (eight) days as of the date of the actual delivery of the Products, or, in case of hidden vices or defects, within and not later than 8 (eight) days as of the date of the relevant discovery.

7.4 The warranty is expressly excluded for vices and/or defects of the Products arising from or consisting in:

(i) any repair, alteration and/or modification not authorized in writing by PBA;

(ii) normal wear and tear of the materials or of single components;

(iii) improper use and/or application of the Products;

(iv) defects and/or mistakes in the measures and/or technical specifications supplied by the Client;

(v) deposit, maintenance and/or cleaning not in compliance with PBA's instructions;

(vi) installation not in compliance with PBA's instructions and/or carried out with non suitable materials;

(vii) any other event for which PBA is not directly liable.

Should the Client fail to regularly pay the agreed price, even if such default or such delay concerns a single part of the aggregate price of the Products, the warranty shall not apply.

7.5 Without prejudice to the compulsory product's liability law and any liability for willful misconduct and/or gross negligence, PBA shall not be liable for direct, indirect or incidental damages caused to the Client and and/or to third parties as a consequence of the defects of the Products. The Client shall not be entitled to terminate the Agreement in case of vices and/or defects of the Products subject matter of this warranty, should PBA timely comply with the relevant obligations.

7.6 The Products made of wood, pvc, rubber, rolled sections and/or of other natural materials shall be of a quality equal, within the limits of a reasonable similarity, to the relevant samples examined by the Client before the execution of the Agreement.

In no case shall therefore the samples of the Products examined by the Client be qualified as the exclusive standard for the exterior appearance of the Products.

Without prejudice to the warranty regulated by this clause 7, any chromatic and/or aesthetic difference (nervation of the wood, intensity of the colour shades, etc.) of the delivered Products compared to the characteristics of the relevant samples examined by the Client, shall not entitle the latter to terminate the Agreement and/or to ask for the replacement of the Products or for the reduction of the price.

7.7 In no event shall the chromatic differences between Products of the same type and/or colour, delivered with different lots and/or in different moments, be qualified as vices and/or defects of the Products, nor shall the Client be entitled to claim their replacement and/or the reduction of the relevant price as a consequence thereof.

8. EXCLUSIVE COURT

All disputes arising out of or relating to these General Conditions, any Agreement and/or to the supply of Products shall be exclusively submitted to and settled by the Court of Vicenza, Italy.

PBA shall in any case be entitled, at its exclusive discretion, to institute legal proceedings against the Client before the Court of the place where the Client has its registered office.

9. APPLICABLE LAW

These General Conditions of sale and any Agreement shall be governed by Italian Law.

Should the Client be a foreign entity or in any case an entity having the registered office or the main place of business abroad, the Contracts related to the supply of the Products shall in any case be regulated by the United Nations Convention on the International Sale of Goods (Wien Convention, April 11, 1980)

10. WAIVER

Failure by PBA to enforce at any time the provisions of these General Conditions shall not be construed as a waiver of such provision or of the right to thereafter enforce each and every provision herein.

11. LANGUAGE

The Client executes these General Conditions in Italian and in English, it being agreed that should any conflict or inconsistency arise among the two versions, the Italian wording shall always prevail.

PHOTOS:
GABRIELE BASILICO
FABIO ZONTA

PRINTED IN ITALY

pba S.p.A.

T +39 0424 5451 info@pba.it www.pba.it

pba Deutschland GmbH

T +49 2841 99890 0 info@de.pba.it www.pba.it

pba USA, Inc.

T +1 212 255 4605 office@pba-usa.us www.pba-usa.