


SELF CLOSING HINGE SYSTEMS

AN 107 3D C
AN 108 3D SC



Anselmi
MEMBER OF SIMONSWERK

AN 107 3D C

with integrated self closing function for unrebated residential doors

Hinge	unrebated	up to 60 kg
-------	-----------	-------------

Product features

- self closing hinge system
- AN 107 3D C40 – closing power from 20 kg up to 40 kg
- AN 107 3D C60 – closing power from 40 kg up to 60 kg
- completely concealed hinge system
- for timber frames
- for unrebated residential doors
- adjustable closing power when door is installed
- material zamak/steel

Technical details

overall length	110.0 mm
width (frame part)	24.0 mm
width (door part)	24.0 mm
cutter diameter	14.0 or 16.0
collar ring diameter	25.0 or 27.0
opening angle	180°

Finishes

Satin Chrome (AN 014), Coated Bronze (AN 017), Black (AN 018), Antique Bronze (AN 035), Aluminium Chrome (AN 036), Polished Brass (AN 037), Polished Chrome (AN 039), Satin Nickel (AN 044), RAL 9016 Traffic White (AN 049)

Combination

hinge	AN 107 3D C40	AN 140 3D AN 160 3D
hinge	AN 107 3D C60	AN 160 3D AN 180 3D
receiver	casing frame	AN 140 3D FZ

Note



i The closing power mentioned above refers to the use of one self closing hinge per door leaf (900 x 2100 mm).

The self closing hinge has to be used only in combination with the given hinges and has to be installed at half the height of the door leaf, approximately at the same height of the lock (magnetic lock recommended).

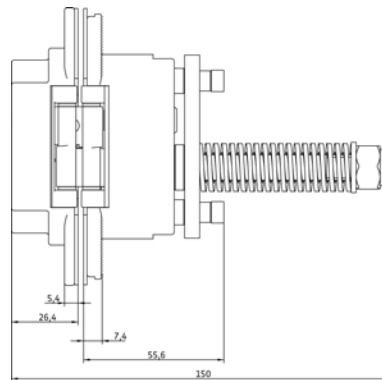
The installation on doors subject to specific norms has to be verified by the customer according to the national law.

Model variants

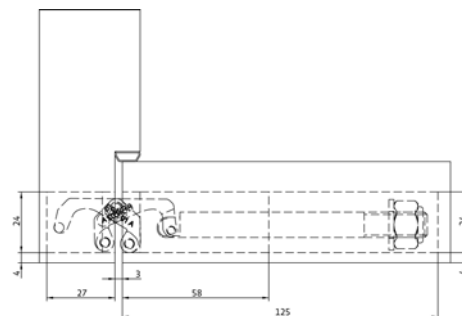
closing power from 20 kg up to 40 kg	blue spring	AN 107 3D C40
closing power from 40 kg up to 60 kg	red spring	AN 107 3D C60



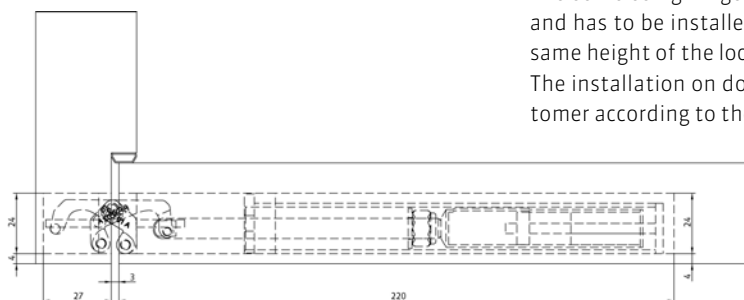
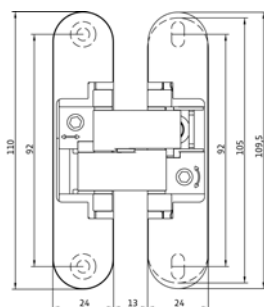

e.g. AN 107 3D C60



e.g. AN 107 3D C60



e.g. AN 107 3D C60



AN 108 3D SC45

with integrated self closing and damping function for unrebated residential doors

Hinge	unrebated	up to 45 kg
-------	-----------	-------------

Product features

- self closing hinge system with integrated damping function
- closing power up to 45 kg
- completely concealed hinge system
- for timber frames
- for unrebated residential doors
- adjustable closing power when door is installed
- material zamak/steel

Technical details

overall length	110.0 mm
width (frame part)	24.0 mm
width (door part)	24.0 mm
cutter diameter	14.0 or 16.0
collar ring diameter	25.0 or 27.0
opening angle	180°

Finishes

Satin Chrome (AN 014), Coated Bronze (AN 017), Black (AN 018), Antique Bronze (AN 035), Aluminium Chrome (AN 036), Polished Brass (AN 037), Polished Chrome (AN 039), Satin Nickel (AN 044), RAL 9016 Traffic White (AN 049)

Combination

hinge	AN 108 3D SC45	AN 140 3D AN 160 3D
receiver	casing frame	AN 140 3D FZ

Note

i The closing power mentioned above refers to the use of one self closing hinge per door leaf (900 x 2100 mm).

The self closing hinge has to be used only in combination with the given hinges and has to be installed at half the height of the door leaf, approximately at the same height of the lock (magnetic lock recommended).

The installation on doors subject to specific norms has to be verified by the customer according to the national law.

PLEASE VISIT THE PRODUCTSELECTOR AT
www.anselmisrl.it

Anselmi & C. S.r.l.

Via Ca' Morelli, 19
31056 Roncade (Treviso)
Italy

Fon +39 (0)422/707426
Fax +39 (0)422/840836

info@anselmisrl.it
www.anselmisrl.it

SIMONSWERK GmbH

Bosfelder Weg 5
33378 Rheda-Wiedenbrück
Germany

Fon +49 (0)5242/413-0
Fax +49 (0)5242/413-260

sales@simonswerk.de
www.simonswerk.com

